

Lower End Cap Seal Improvement - 40 (4 Cyl.)

Mercury/Mariner 40 (4 Cylinder) Using Lower End Cap Assembly p/n 1158-9843A-1 (Marked 1158-9843-C). (Figure 1)

Serial Number

US s/n 0C295675 thru 0D040454

Belgium Serial numbers not recorded. Refer to cast mark on lower end cap assembly.

The crankshaft to drive shaft spline sealing design, has been improved on models listed. The previous two piece drive shaft mounted seal p/n 813107A-1 (Figure 2), has been superseded to a carrier/seal assembly p/n 60834A-3 (Figure 3), which is installed into the end of the crankshaft.

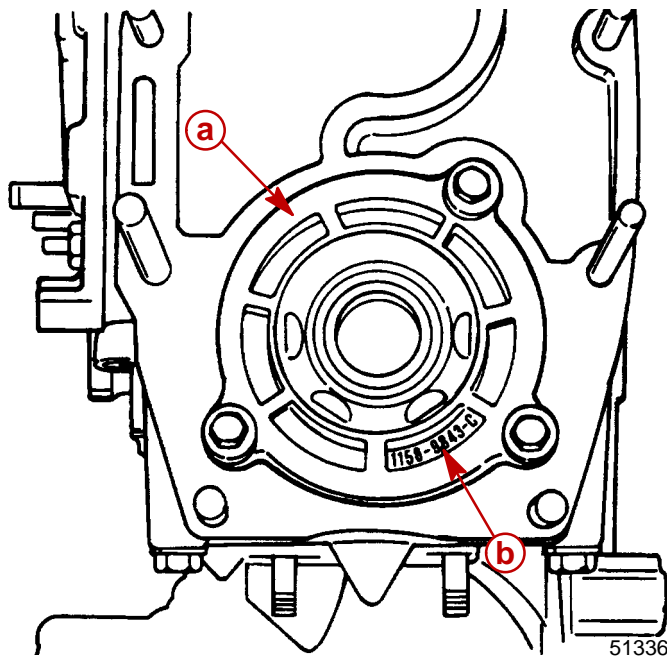


Figure 1. Lower End Cap Assembly

- a - Lower End Cap Assembly p/n 1158-9843A-1
- b - Cast Mark "1158-9843-C"

PARTS REQUIRED:

Qty. 1 p/n 60834A-3 Carrier/Seal Assembly

Qty. 1 p/n 27-79650--1 Powerhead Base Gasket

INSTALLATION PROCEDURE:

Servicing models serial number:

US 0C295674 and below

Disassembly

1. Remove powerhead as outlined in service manual.
2. Remove (and discard) existing two piece seal assembly from splines of drive shaft.

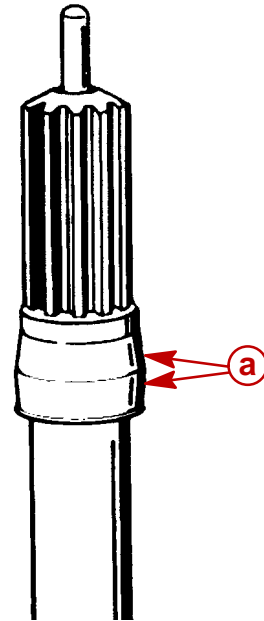


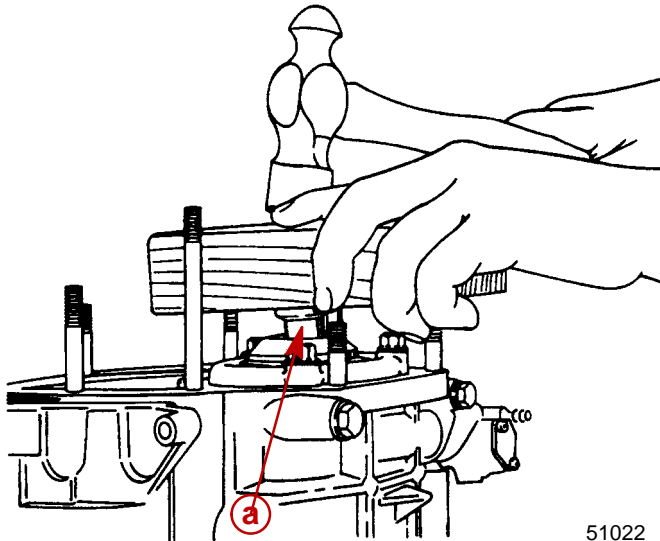
Figure 2. Previous Two Piece Seal

- a - Two-Piece Seal (Discard)

51188

Reassembly

1. Thoroughly clean crank shaft splines with solvent and dry with compressed air.
2. Drive carrier/seal assembly into end of crankshaft, using a block of wood to protect carrier.

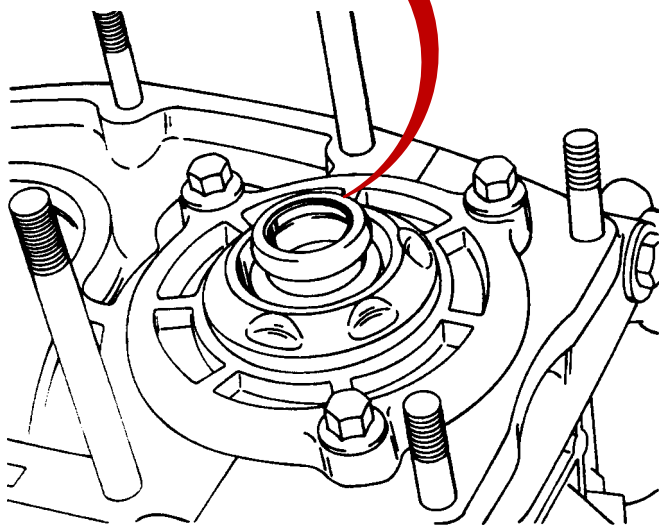
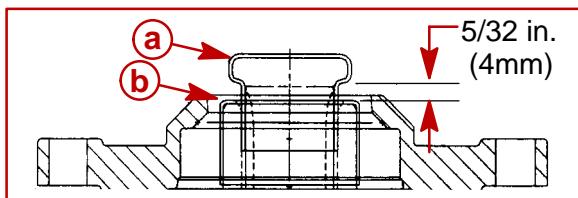


51022

Figure 3. Carrier/Seal Installation

a - Carrier/Seal Assembly

3. Carrier should be driven squarely into crankshaft, until clearance between head of carrier and end of crankshaft is approximately 5/32 in. (4mm).



51022

Figure 4. Carrier Installed

a - Carrier/Seal Assembly

b - End of Crankshaft

4. Apply Special Lubricant 101 (p/n 92-13872A-1) to splines of drive shaft. DO NOT apply grease to top of drive shaft, as this could prevent drive shaft from fully engaging crankshaft.
5. Reinstall powerhead onto drive shaft housing, as outlined in service manual. Torque powerhead attaching nuts to 150 lb. in. (17 Nm).

A further improvement includes a new end cap assembly p/n 1158-9843A-2 (Marked 1158-9843-C1) which incorporates a crankshaft to drive shaft spline seal.

Starting serial number:

US s/n 0D040455 and above

WARRANTY:

If seal failure occurs within twelve months from the date of sale, the normal one year warranty applies.