



# Service Bulletin

Bulletin No. 2018-01  
OEM No. 2018-01

Circulate to:  Sales Manager  Accounting  Service Manager  Technician  Parts Manager

## 30/35/40/50/60 HP FourStroke Fuel Pump Replacement

### Models Affected

All 30–60 HP FourStroke outboards within the serial number range listed.

Models Covered	Serial Number Range
30/35/40/50/60 HP FourStroke	1C490995–1C521248

### Scope

Worldwide

### Situation

Mercury Marine has identified a potential problem with the mechanical fuel pump on 30–60 HP FourStroke outboards within the listed serial number range. This affects both carbureted and electronic fuel injection (EFI) models. The fuel pump diaphragm was not properly bonded. This improper bonding may lead to a fuel leak. EFI engines that have been in service may require the fuel pump and the vapor separator tank to be replaced.

### OEM/Dealer Inventory

Inventory that is within the affected serial number range must have the fuel pump inspected and if necessary replaced prior to delivering the outboard to the customer.

### Owner Notification

A customer letter will be mailed to all registered owners of a potentially affected outboard. The letter will advise the owner to take their outboard to any Mercury Marine authorized dealer for repair. Visit MercNET, contact Mercury Marine customer service, or contact your regional service center to determine whether repairs on a specific outboard within the affected serial number range have been completed. As a Mercury Marine dealer, you should contact the customers affected by the serial number range to advise them of this recall and schedule a service appointment. A copy of the customer letter is included with this bulletin.

THE INFORMATION IN THIS DOCUMENT IS CONFIDENTIAL AND PROTECTED BY COPYRIGHT AND IS THE PROPERTY OF MERCURY MARINE.

This document is provided for the sole and exclusive use of the original recipient as prescribed by Mercury Marine and may not be distributed or copied, digitally or otherwise, without the prior written consent of Mercury Marine.


## Inspection

1. A blue dot on the engine's shipping container indicates that the fuel pump was inspected at the factory. No further action is required.



66984

2. A blue dot on the rear face of the fuel pump indicates that the fuel pump has been replaced. No further action is required.



66983

## Correction

### Unsold Engines and Engines Not in Service

1. Complete the inspection and replace the fuel pump if a blue dot was not found. Refer to the appropriate table in the **Parts Required** section of this bulletin. See the service manual for the fuel pump removal and installation procedures.
2. Use a blue paint marker and place a blue paint dot on the rear face of the fuel pump to indicate that the fuel pump has been replaced. No further action is required.

THE INFORMATION IN THIS DOCUMENT IS CONFIDENTIAL AND PROTECTED BY COPYRIGHT AND IS THE PROPERTY OF MERCURY MARINE.


This document is provided for the sole and exclusive use of the original recipient as prescribed by Mercury Marine and may not be distributed or copied, digitally or otherwise, without the prior written consent of Mercury Marine.

## Carbureted Engines in Service

1. Complete the inspection and replace the fuel pump if a blue dot was not found. Refer to **Repair A—Fuel Pump Replacement for Carbureted Engines** in the **Parts Required** section of this bulletin. See the service manual for the fuel pump removal and installation procedures.
2. Use a blue paint marker and place a blue paint dot on the rear face of the fuel pump to indicate that the fuel pump has been replaced. No further action is required.

## EFI Engines in Service


1. Connect the fuel line to the engine and prime the fuel system with the primer bulb.
2. While applying pressure to the primer bulb, inspect the fuel pump area for fuel leakage. Look carefully at the diaphragm area and the vent opening where the fuel pump contacts the camshaft cover.



65194

Fuel pump vent opening

3. If there is fuel weeping from the fuel pump vent opening, remove the vapor separator tank (VST) vent hose.



65196

**a** - VST vent hose

**b** - VST fuel hose

4. If there is fuel exiting the VST vent:
  - a. Replace the VST, the VST fuel hose, and the fuel pump. Refer to **Repair B—Fuel Pump and VST Replacement for EFI Engines** in the **Parts Required** section of this bulletin. See the service manual for the removal and installation procedure.
  - b. Use a blue paint marker and place a blue paint dot on the rear face of the fuel pump to indicate that all fuel system corrections are complete. No further action is required.

THE INFORMATION IN THIS DOCUMENT IS CONFIDENTIAL AND PROTECTED BY COPYRIGHT AND IS THE PROPERTY OF MERCURY MARINE.

This document is provided for the sole and exclusive use of the original recipient as prescribed by Mercury Marine and may not be distributed or copied, digitally or otherwise, without the prior written consent of Mercury Marine.

5. If there is no fuel exiting the VST vent:
- Replace the fuel pump. Refer to **Repair A—Fuel Pump Only Replacement for EFI Engines** in the **Parts Required** section of this bulletin. See the service manual for the removal and installation procedure.
  - Use a blue paint marker and place a blue paint dot on the rear face of the fuel pump to indicate that the fuel pump has been replaced. No further action is required.

## Parts Required

Repair A—Fuel Pump Replacement for Carbureted Engines		
Quantity	Part Number	Description
1	8M0118176	Fuel pump
4	888988023	Hose clamp

Repair A—Fuel Pump Only Replacement for EFI Engines		
Quantity	Part Number	Description
1	8M0145465	Fuel pump kit

Repair B—Fuel Pump and VST Replacement for EFI Engines		
Quantity	Part Number	Description
1	8M0145465	Fuel pump kit
2	888988023	Hose clamp
1	892267T03	Vapor separator tank
1	8M0108355	Fuel hose

## Warranty

Mercury Marine will credit the dealer for the cost of parts and labor. Submit a warranty claim through your normal warranty processing channel. Be sure to reference Mercury Outboard Service Bulletin 2018-01 in the claim text.

Complete the warranty claim, listing:

- Outboard serial number
- Parts used
- Labor: 0.8 hours (Repair A), 1.4 hours (Repair B)
- Warranty flat rate code: SB08 (Repair A), SB14 (Repair B)
- Part failure code: 714
- Failure code: 00

THE INFORMATION IN THIS DOCUMENT IS CONFIDENTIAL AND PROTECTED BY COPYRIGHT AND IS THE PROPERTY OF MERCURY MARINE.

This document is provided for the sole and exclusive use of the original recipient as prescribed by Mercury Marine and may not be distributed or copied, digitally or otherwise, without the prior written consent of Mercury Marine.



Dear Mercury Marine Customer,

Thank you for purchasing a Mercury Marine FourStroke Outboard. Mercury Marine is dedicated to providing a superior product of outstanding quality and reliability. As part of our continuing efforts to exceed our customer's expectations, we have determined that unscheduled service to your registered product is necessary. Your outboard engine may need to have the fuel pump replaced.

**What is the Condition?**

Mercury Marine has determined that the fuel pump diaphragm polyester layer was not properly bonded to the rubber layers during the manufacturing process on some fuel pumps. This improper bonding may lead to a fuel leak.

**What Will Mercury Marine Do?**

We have provided instructions to our dealers on the proper method to replace the fuel pump on your outboard. The dealer will also inspect the complete fuel system on the outboard. There is no charge to you for the fuel pump replacement or the fuel system inspection.

**What Should You Do?**

Contact your authorized Mercury dealer to schedule a service appointment. Be sure to mention Mercury Outboard Service Bulletin 2018-01.

Please present this notice to your Mercury Outboard dealer when you bring your engine in for service.

If you have questions or no longer own this Mercury product, please contact Mercury Marine at:

United States, Canada	English +1 920 929 5040
	Français +1 905 636 4751
Australia, Pacific	+61 3 9791 5822
Europe, Middle East, Africa	+32 87 32 32 11
Mexico, Central America, South America, Caribbean	+1 954 744 3500
Japan	+072 233 8888
Asia, Singapore	+65 65466160

This notice is sent in the interest of your continued satisfaction with our product. We sincerely regret any inconvenience this unscheduled service initiative may cause you.

Mercury Marine Customer Service