

SERVICE BULLETIN

MERCUISER STERN DRIVES and ENGINES

NUMBER: 76-1
DATE : 9/29/75



CIRCULATE TO:	SERVICE MGR.	PARTS MGR.	MECHANICS	Place in Your "Service Bulletins" Binder
---------------	--------------	------------	-----------	--

STERN DRIVE UNIT IDENTIFICATION

MerCruiser Model and Serial Nos.	Drive Unit to Bell Housing Gasket (Fig. 1)			Shock Absorber To Drive Shaft Housing (Fig. 2)		U-Joint Cover Nut Type (Figures 3-4)		Type of Shifting See "NOTE" Below	
	1	2	3	Bolt	Stud	Hex	Spanner	Cam Follower	E-Z Shift
MerCruiser I-1 1535211 and Below	●			●		●		●	
MerCruiser I-2 1535212 thru 1536617		●		●		●		●	
MerCruiser I-3 1536618 thru 1563353			●	●		●		●	
MerCruiser I-4 1563354 thru 1684188			●		●	●		●	
MerCruiser I-ABC 1775192 and Below							●	●	
MerCruiser I-ABC E-Z 2062140 and Below							●		●
MerCr. 120-140-160 2495185 and Below							●		●
MerCr. 120-140-160 2495186 thru 2763441							●		●
MerCr. 120-140-165 2763442 thru 3780849							●		●
MerCr. 120-140-165 3780850 and Above							●		●
MerCruiser 888 3784374 and Below							●		●
MerCr. 888-225S-233 3784375 and Above							●		●

MerCruiser Model and Serial Nos.	Bell Housing Stud Width Center-to-Center (Fig. 5)		Mechanical Reverse Locks Installed (Fig. 4)		Trim Cylinder Hose Connects to Gimbal Housing (Figs. 6-7)		Shift Lever Adjusting Slot (Figs. 8-9)	
	4-15/16	5-1/16	Yes	No	Side	Bottom	Long	Short
MerCruiser I-1 1535211 and Below	●		●		NA		●	
MerCruiser I-2 1535212 thru 1536617	●		●		NA		●	
MerCruiser I-3 1536618 thru 1563353	●		●		NA		●	
MerCruiser I-4 1563354 thru 1684188	●		●		NA		●	
MerCruiser I-ABC 1775192 and Below	●		●		NA		●	
MerCruiser I-ABC E-Z 2062140 and Below	●		●		●		●	
MerCr. 120-140-160 2495185 and Below		●	●		●		●	
MerCr. 120-140-160 2495186 thru 2763441		●		●	●		●	
MerCr. 120-140-165 2763442 thru 3780849		●		●		●	●	
MerCr. 120-140-165 3780850 and Above		●		●		●		●
MerCruiser 888 3784374 and Below		●		●		●	●	
MerCr. 888-225S-233 3784375 and Above		●		●		●		●

NOTE: Types of Shifting -

1. *Cam Follower Type: Shifting is against spring tension. When upper shift shaft is turned, it may snap back to forward position when released.*
2. *E-Z Shift Type: Has very easy turning of the shift shaft and ability to remain in position in which it is placed.*

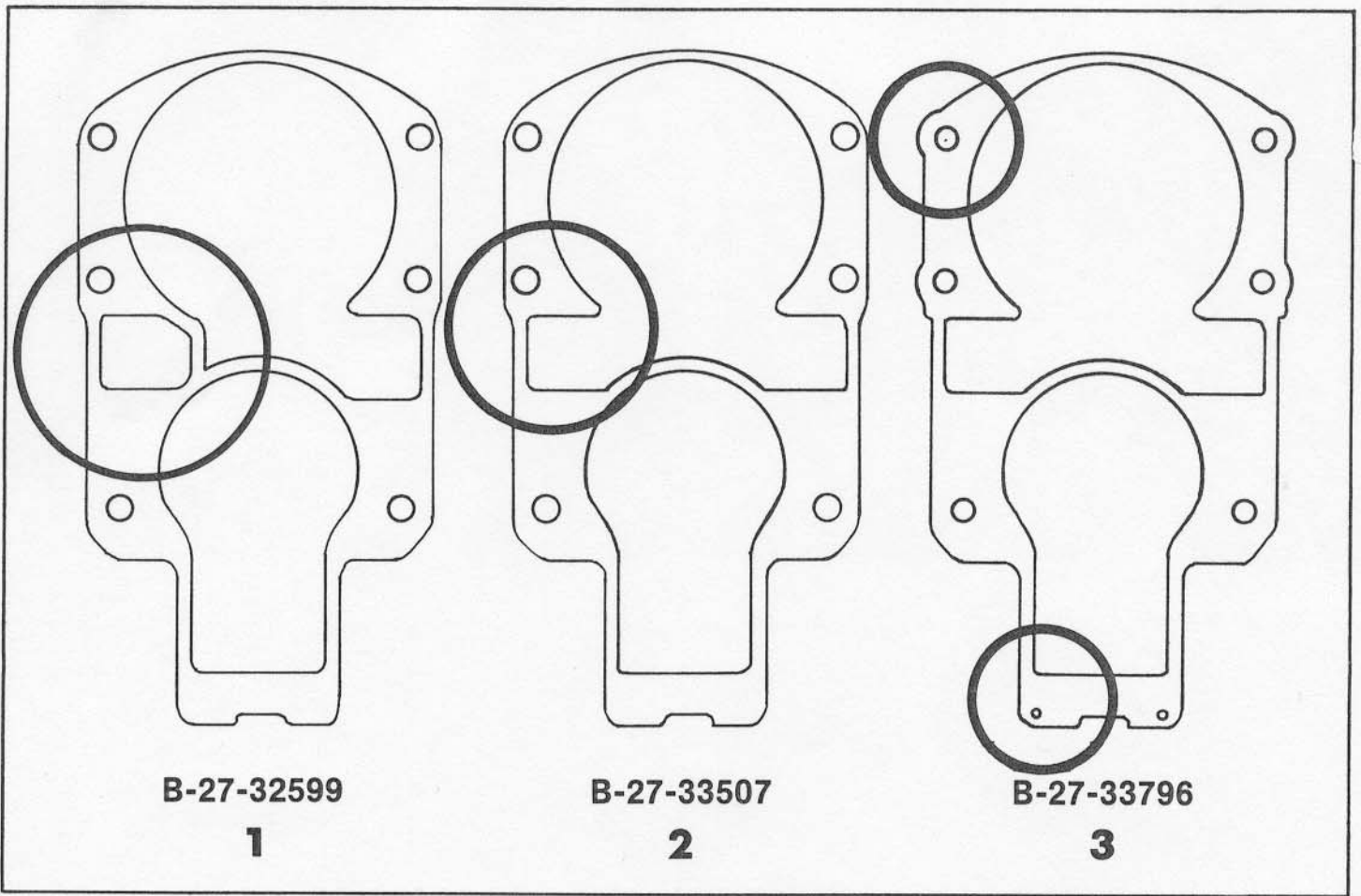


Figure 1

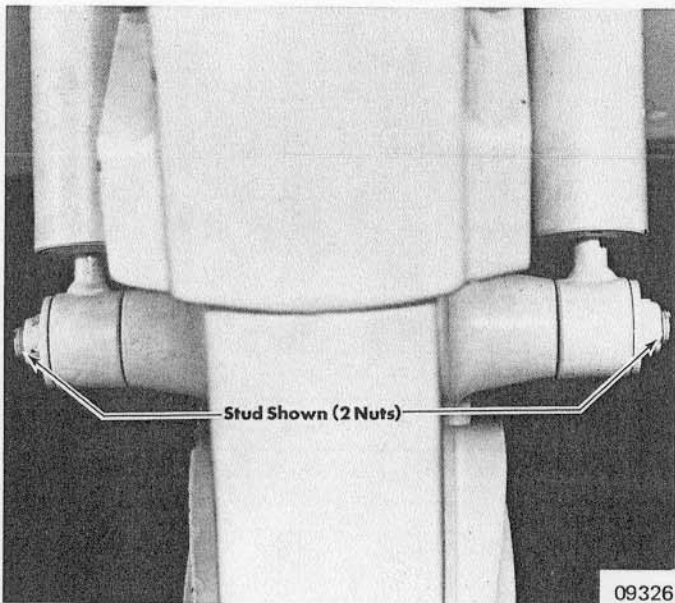


Figure 2

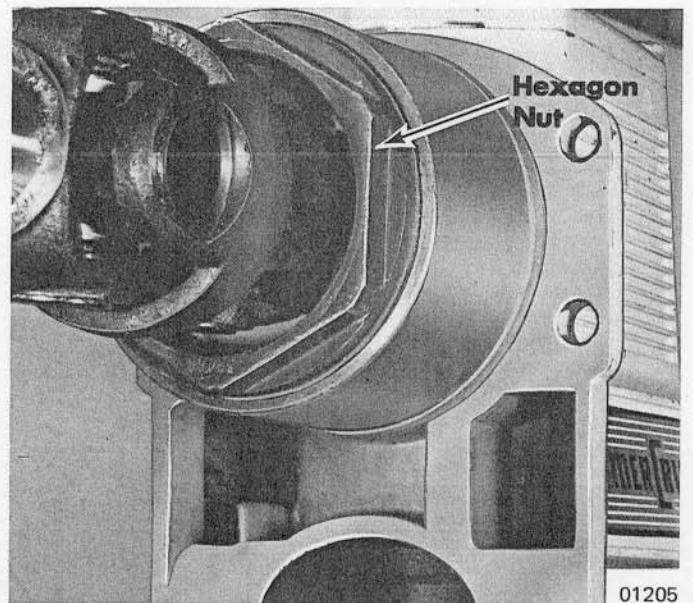


Figure 3




Figure 4




Figure 5




Figure 6






Figure 7



06521

Figure 8



08209A

Figure 9