

NUMBER: 84-20

CIRCULATE TO:
 SERVICE MANAGER
 PARTS MANAGER
 MECHANICS
 "Place in a Service
 Bulletin Binder"

- A. MerCruiser I and TR Models Making a Whining Noise
- B. New Transmission Shift Lever on MerCruiser 370TRS/400TRS

A. MERCUISER I and TR MODELS MAKING A WHINING NOISE

If you encounter a MerCruiser I or TR model that makes a whining (singing) noise between 800 and 1200 RPM in forward gear, problem may be caused by the propeller blades having too thick of a trailing edge. To the best of our knowledge, only Black Max and TR propellers are subject to this problem. In most cases, the whining condition can be eliminated by performing the modification outlined following.

1. Thin trailing edge of blades to 0.050" (1.3mm), by removing material from side opposite the cup (low pressure side). Blend into original thickness approximately 1/2" (13mm) forward of trailing edge. Thin each blade from root to center of tip.
2. Remove any roughness on cup side of blades.
3. After thinning blades, file trailing edges so that edges are square and sharp.

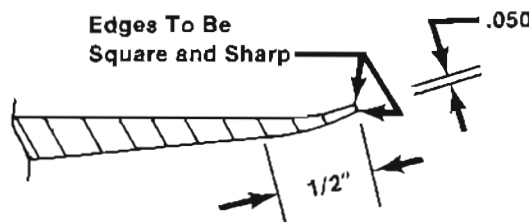


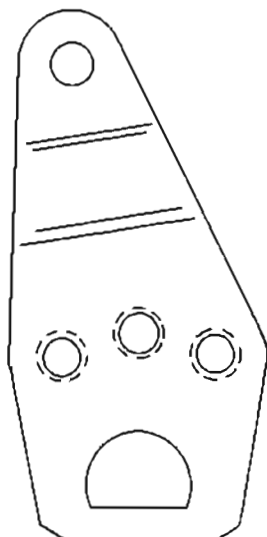
Figure 1. Propeller Modification

B. NEW TRANSMISSION SHIFT LEVER ON MERCUISER 370TRS/400TRS

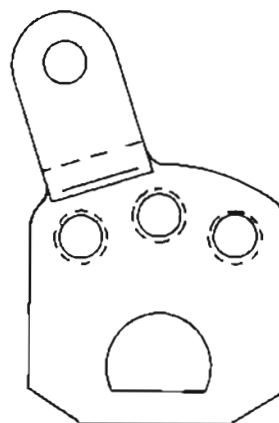
A new transmission shift lever 12128 is now being used on 370TRS and 400TRS models. (Figure 2) Starting serial numbers for engines with the new lever are shown following:

370TRS - 6721143 and Above

400TRS - 6844267 and Above



New Lever



Old Lever

Figure 2. Transmission Shift Levers

The new shift lever enables any of the Quicksilver Remote Controls to be used with these engines. With the old lever, only the Quicksilver Two-Lever Remote Control could be used. Remote control binding would occur if a single-lever control was used.

New shift lever can be used on older engines. End of link rod must be turned 180° to allow connection to new lever. (Figure 3)

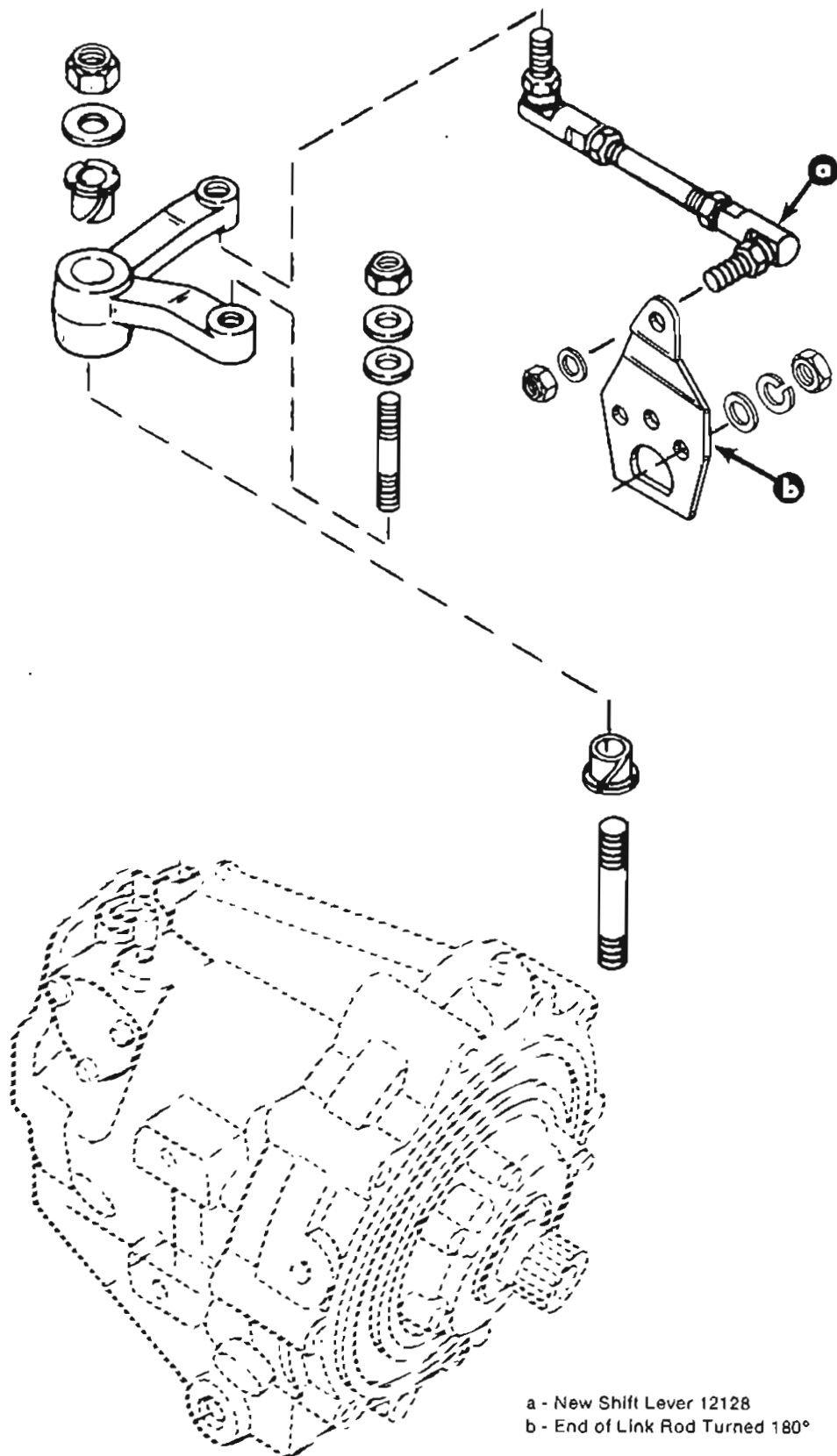


Figure 3. New Shift Lever Installation