

Circulate to: Sales Manager Accounting Service Manager Technician Parts Manager


OFFICIAL RECALL NOTIFICATION U.S. FEDERAL BOAT SAFETY ACT - SHIFT LINK BAR CONTACT WITH THE BACK COVER OF BRAVO X / XR DRIVES

Models Affected


Model	Serial Number Range
Bravo X I / II / III Drives	0W250000 through 0W266345
Bravo XR I / III Drives	0W240000 through 0W240652

Situation

The shift link bar at the shift lever is making contact with the back cover of the drive shaft housing. The contact may cause the cotter pin to wear through, allowing the link bar to become disengaged from the shift lever, resulting in loss of shifting control. In right-hand rotation models it is also possible that the cone clutch could be prevented from engaging properly into the gear socket, resulting in the cone clutch being stuck in gear.



New cover with added link bar clearance



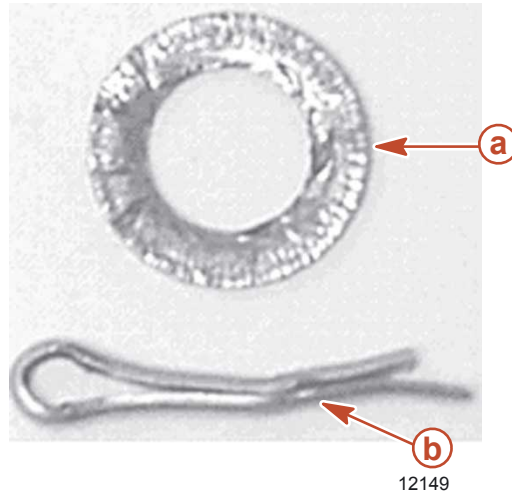
Contact area from link bar

THE INFORMATION IN THIS DOCUMENT IS CONFIDENTIAL AND PROTECTED BY COPYRIGHT AND IS THE PROPERTY OF MERCURY MARINE.


This document is provided for the sole and exclusive use of the original recipient as prescribed by Mercury Marine and may not be distributed or copied, digitally or otherwise, without the prior written consent of Mercury Marine.

OFFICIAL RECALL NOTIFICATION U.S. FEDERAL BOAT SAFETY ACT - SHIFT LINK BAR CONTACT WITH THE BACK COVER OF BRAVO X / XR DRIVES

If the drive unit has been operated 30 hours or more, inspect the washer on the link bar for indentation marks from the cotter pin. If there are indentation marks on the washer, change both the washer and the cotter pin before installing the new rear cover.



a - Area of indentation marks on the link bar washer **b** - Wear area on the link bar cotter pin



a - Washer and cotter pin


NOTE: Some products may have been updated before they left the factory or may have been updated by the dealer. Dealers on MercNET should first check the product history before starting the repair, to verify that the product they are working on still has an open fix program for it. Dealers without MercNET access should check the product history through their currently prescribed method.

Correction

1. Remove the back cover of the drive unit. Examine the shift link bar and cotter pin area, as well as the inside of the cover. The washer and cotter pin must also be inspected for any indentation marks on the washer from the cotter pin caused by heavy contact.
2. Replace the washer and/or cotter pin if there are indentation marks on either, then install the new back cover and seal from the replacement back cover kit. Using Special Lubricant 101, lightly grease the new detent ball canister and spring assembly and place it into the new back cover before installation.

THE INFORMATION IN THIS DOCUMENT IS CONFIDENTIAL AND PROTECTED BY COPYRIGHT AND IS THE PROPERTY OF MERCURY MARINE.

This document is provided for the sole and exclusive use of the original recipient as prescribed by Mercury Marine and may not be distributed or copied, digitally or otherwise, without the prior written consent of Mercury Marine.

Tube Ref No.	Description	Where Used	Part No.
 34	Special Lubricant 101	Detent ball canister and spring assembly	92-802865A1

3. Torque the back cover screws.

Description	Nm	lb. in.	lb. ft.
Back cover screws	27		20

Parts Required / Ordering Replacement Part Number

Qty	Description	Part Number	For Model
1	Link bar cotter pin	18-26953	All
1	Link bar washer	12-20583	All
1	Back cover kit	865441A04	All
1	Decal kit	37-881756A04	Bravo I X (Gas and Diesel)
-		37-881759A04	Bravo II X (Gas and Diesel)
-		37-881761A04	Bravo III X (Gas and Diesel)
-		37-881763A04	Bravo I XR (Gas)
-		37-881762A04	Bravo III XR (Gas)

Owner Notification

USA and Canada Only: A letter will be sent to the registered owner of the affected Mercury MerCruiser engine. The letter will reference Service Bulletin 2005-01 and will advise the owner to return their boat to the selling dealer or any other authorized Mercury MerCruiser service dealer for this inspection and replacement of the Bravo drive shaft housing back cover.

Warranty

Mercury marine will credit the dealer for the cost of the parts and labor as outlined in this bulletin. Submit a warranty claim through your normal warranty processing channel, listing:

- 1.0 hour labor
- Flat Rate / Labor code - MD21
- Part code - 207
- Failure code - 46

Old parts and parts:

- **USA and Canada:** return parts with warranty claim.
- **International:** Follow instructions issued by Marine Power International Office or by your distributor.

THE INFORMATION IN THIS DOCUMENT IS CONFIDENTIAL AND PROTECTED BY COPYRIGHT AND IS THE PROPERTY OF MERCURY MARINE.

This document is provided for the sole and exclusive use of the original recipient as prescribed by Mercury Marine and may not be distributed or copied, digitally or otherwise, without the prior written consent of Mercury Marine.

NOTICE FOR RECALL UNDER THE FEDERAL BOAT SAFETY ACT

Dear Mercury MerCruiser Customer:

Our records indicate that you are the owner of a boat powered by a Mercury MerCruiser engine / sterndrive package built with either a Bravo X or XR sterndrive that is the subject of a US Federal Boat Safety Act Recall and requires a back cover replacement. The back cover in question may be making contact with the shift lever link bar, which could cause the shift system to fail.

Please do not operate your boat until this inspection has been made

In order to determine if the back cover on your Bravo drive X / XR drive unit requires replacement, it will have to be visually inspected by your Mercury MerCruiser dealer. Mercury MerCruiser dealers have been notified of this situation by way of MerCruiser Service Bulletin 2005-01. To have the inspection performed please take the following steps.

1. Call your authorized Mercury MerCruiser Dealer to make an appointment for the inspection.
2. Deliver your boat to your Mercury MerCruiser Dealer to have the Bravo X / XR drive inspected and repaired if necessary.

The inspection and / or replacement of the back cover will be done without charge to you. If you should have any questions or you are no longer the current owner of the affected engine/ sterndrive package, please contact Mercury Marine Customer Service at 1-405-743-6566.

We apologize for any inconvenience this recall may have caused you. We have taken this action to ensure that your boating experience will be safe and enjoyable, and to ensure your continued satisfaction with Mercury Marine Products.

Sincerely,

Customer Service

Mercury MerCruiser

THE INFORMATION IN THIS DOCUMENT IS CONFIDENTIAL AND PROTECTED BY COPYRIGHT AND IS THE PROPERTY OF MERCURY MARINE.

This document is provided for the sole and exclusive use of the original recipient as prescribed by Mercury Marine and may not be distributed or copied, digitally or otherwise, without the prior written consent of Mercury Marine.