

Circulate to:     Sales Manager     Accounting     Service Manager     Technician     Parts Manager

## Possible Water Passage Restriction on Bravo Drives

### Models Affected


Models Covered	Serial Number
All Bravo I, Bravo II, and Bravo III. Standard, X and XR Sterndrives	2A002278-2A112618

### Scope

Worldwide

### Situation

There have been reports of a water passage in the Bravo driveshaft housing being cast over. This condition will not allow cooling water to flow to the engine. This material, known as casting flash, is normally trimmed away prior to finish painting of the driveshaft housing. When the casting flash is trimmed from the water passage, there is also a chance for it to remain partially attached or stuck in the water passage.




52778

**a** - Inspect this water cavity


THE INFORMATION IN THIS DOCUMENT IS CONFIDENTIAL AND PROTECTED BY COPYRIGHT AND IS THE PROPERTY OF MERCURY MARINE.

This document is provided for the sole and exclusive use of the original recipient as prescribed by Mercury Marine and may not be distributed or copied, digitally or otherwise, without the prior written consent of Mercury Marine.



52779

- a - Properly trimmed water passage
- b - Castover water passage



52803

- a - Casting flash stuck in water cavity

## Correction

Stern drives assemblies inspected at Mercury Marine are identified by a green dot on the box label.

## OEM

OEMs will need to inspect their inventory of loose drives for the blocked passageway or for the presence of residual flashing. If the passageway is cast over, do not attempt to clear the passage. Replacement of the drive will be necessary. If the flashing is partially attached or stuck in the water passage, remove the flashing and use the drive as normal.

For new installations where the drive has been installed, monitor water pressure during the engine hot test:

- If water pressure is normal, no further action is necessary.
- If water pressure is not present, or is below specification, it will be necessary to remove the drive and inspect the water passage in the driveshaft housing for residual casting flash. If the passage way is clear, and no loose pieces of flashing are present, refer to the appropriate service manual for further cooling system diagnostics.

## Dealer

Dealers will need to inspect their inventory of loose drives for the blocked passageway or for the presence of residual flashing. If the passageway is cast over, replacement of the drive will be necessary. If the flashing is partially attached or stuck in the water passage, remove the flashing and use the drive as normal.

For Bravo stern drives that are currently in operation and have no reports of low water pressure, no action is required. If low water pressure has been reported, remove the drive and inspect the water passage for casting flash. If none is present, refer to the appropriate service manual for further cooling system diagnostics.

## Warranty

**United States and Canada:** Mercury Marine will credit the dealer for the cost of labor. Submit a warranty claim through your normal warranty-processing channel, listing:

THE INFORMATION IN THIS DOCUMENT IS CONFIDENTIAL AND PROTECTED BY COPYRIGHT AND IS THE PROPERTY OF MERCURY MARINE.

This document is provided for the sole and exclusive use of the original recipient as prescribed by Mercury Marine and may not be distributed or copied, digitally or otherwise, without the prior written consent of Mercury Marine.

- MerCruiser serial number
- For inspection of loose drives: SB03
- For Sterndrive removal and inspection: SB12
- Part code: 207
- Fail code: 00

**Outside the United States and Canada:** Follow instructions issued by your local office or by your distributor.

---

THE INFORMATION IN THIS DOCUMENT IS CONFIDENTIAL AND PROTECTED BY COPYRIGHT AND IS THE PROPERTY OF MERCURY MARINE.

This document is provided for the sole and exclusive use of the original recipient as prescribed by Mercury Marine and may not be distributed or copied, digitally or otherwise, without the prior written consent of Mercury Marine.