

Circulate to: Sales Manager Accounting Service Manager Technician Parts Manager

Composite Columns

Models Affected

All freshwater and saltwater wireless models.

Description


Removing the lower unit from composite column will damage the threads on the composite column. Discard the composite column once removed from the lower unit.

Correction Instructions

ASSEMBLE THE LOWER UNIT TO THE COLUMN

NOTE: The column collar thread specification is *THREAD Ø1.250 – 12 UNC – 2B*.


1. Ensure the threads on the lower unit are clean. Remove Loctite with a wire-bristle brush.



40578

Excess Loctite in the lower unit column collar


2. Slide the new column over the motor lead wires.
3. Spray the column threads with Loctite 7649 primer. Allow the Loctite primer to dry a few seconds before continuing.

Tube Ref No.	Description	Where Used	Part No.
 117	Loctite 7649 Primer N	Column threads	92-809824

4. Apply Loctite 262 (red) to the column threads. While pouring the Loctite, rotate the column to fully coat all of the threads.

THE INFORMATION IN THIS DOCUMENT IS CONFIDENTIAL AND PROTECTED BY COPYRIGHT AND IS THE PROPERTY OF MERCURY MARINE.

This document is provided for the sole and exclusive use of the original recipient as prescribed by Mercury Marine and may not be distributed or copied, digitally or otherwise, without the prior written consent of Mercury Marine.

Tube Ref No.	Description	Where Used	Part No.
 86	Loctite 262	Column threads	Obtain Locally



Loctite 262 on the column threads

5. Insert the column into the collar of the lower unit and turn the column to start the threads.
6. Screw the column into the lower unit and tighten to specification.

Description	Nm	lb-in.	lb-ft
Assemble column to lower unit	48	-	35

7. Remove excess Loctite from the lower unit and column.

Parts Required

For part replacement, consult the Mercury Electronic Parts Catalog.

THE INFORMATION IN THIS DOCUMENT IS CONFIDENTIAL AND PROTECTED BY COPYRIGHT AND IS THE PROPERTY OF MERCURY MARINE.

This document is provided for the sole and exclusive use of the original recipient as prescribed by Mercury Marine and may not be distributed or copied, digitally or otherwise, without the prior written consent of Mercury Marine.