



PARTS CATALOG

60 RENAULT MERCUISER "0" DRIVE UNIT

SERIAL NUMBER

"0" Sterndrive 1965-1966	1830753 THRU 2063740
60 RENAULT 68 I/L4 1965-1968	1887079 THRU 2049044

TABLE OF CONTENTS:

ACCESSORIES	62
CAMSHAFT, CRANKSHAFT, PISTONS, FLYWHEEL AND STATOR	28
CARBURETOR ASSEMBLY	16
CARBURETOR THROTTLE LINKAGE	20
CHOKE SOLENOID AND CHOKE LINKAGE	22
CYLINDER BLOCK, OIL PAN AND OIL PUMP ASSEMBLY	26
DISTRIBUTOR ASSEMBLY AND COIL	8
DRIVE SHAFT HOUSING, WATER PUMP & GEAR ASSEMBLY	50
EXHAUST MANIFOLD, INTAKE MANIFOLD AND EXHAUST ELBOW	32
FLYWHEEL HOUSING AND MOUNTING HOUSINGS	36
FUEL PUMP, FUEL LINES AND CARBURETOR	12
GASKET SETS	63
GEAR HOUSING ASSEMBLY-DRIVE	54
GEAR HOUSING ASSEMBLY-PROP	56
GIMBAL RING ASSEMBLY, SENDER/RECEIVER HOUSING	46
GIMBAL/BELL HOUSING ASSEMBLY	42
PARTS INDEX	64
STARTER MOTOR ASSEMBLY	6
TILT AND SHOCK CYLINDER ASSEMBLY	60
TOP COVER, ROCKER SHAFT AND CYLINDER HEAD	24
TRANSOM PLATE ASSEMBLY AND MANUAL TILT	38
WIRING HARNESS, STARTER MOTOR, STARTER SOLENOID AND RECTIFIER	2

NOTE: Indented description indicate that these parts are included in preceding assembly.

AR = As Required

NSS = Not Sold Separate

OPT = Optional

NS = Not Shown

NOTE: Following symbols are located in **SYM** column.

❖ = COMPONENT OF CARBURETOR GASKET SET (1399-2590)

□ = COMPONENT OF CARBURETOR REPAIR KIT (1399-2591)

THESE PARTS BOOKS/FICHE CARD ARE COPYRIGHTED AND MAY NOT BE DISTRIBUTED OR REPRODUCED IN ANY OTHER FORMAT BY ANYONE OTHER THAN MERCURY MARINE WITHOUT THE PRIOR WRITTEN CONSENT OF MERCURY MARINE.

REPLACEMENT PARTS ! WARNING !

Electrical, ignition and fuel system components on MerCruiser Engines and Stern Drives are designed and manufactured to comply with U.S. Coast Guard Rules and Regulations to minimize risks of fire or explosion. Use of replacement electrical, ignition or fuel system components, which do not comply to these rules and regulations, could result in a fire or explosion hazard and should be voided.

When servicing the electrical, ignition and fuel systems, it is extremely important that all components are properly installed and tightened. If not, any electrical or ignition component opening would permit sparks to ignite fuel vapors from fuel system leaks, if they existed.

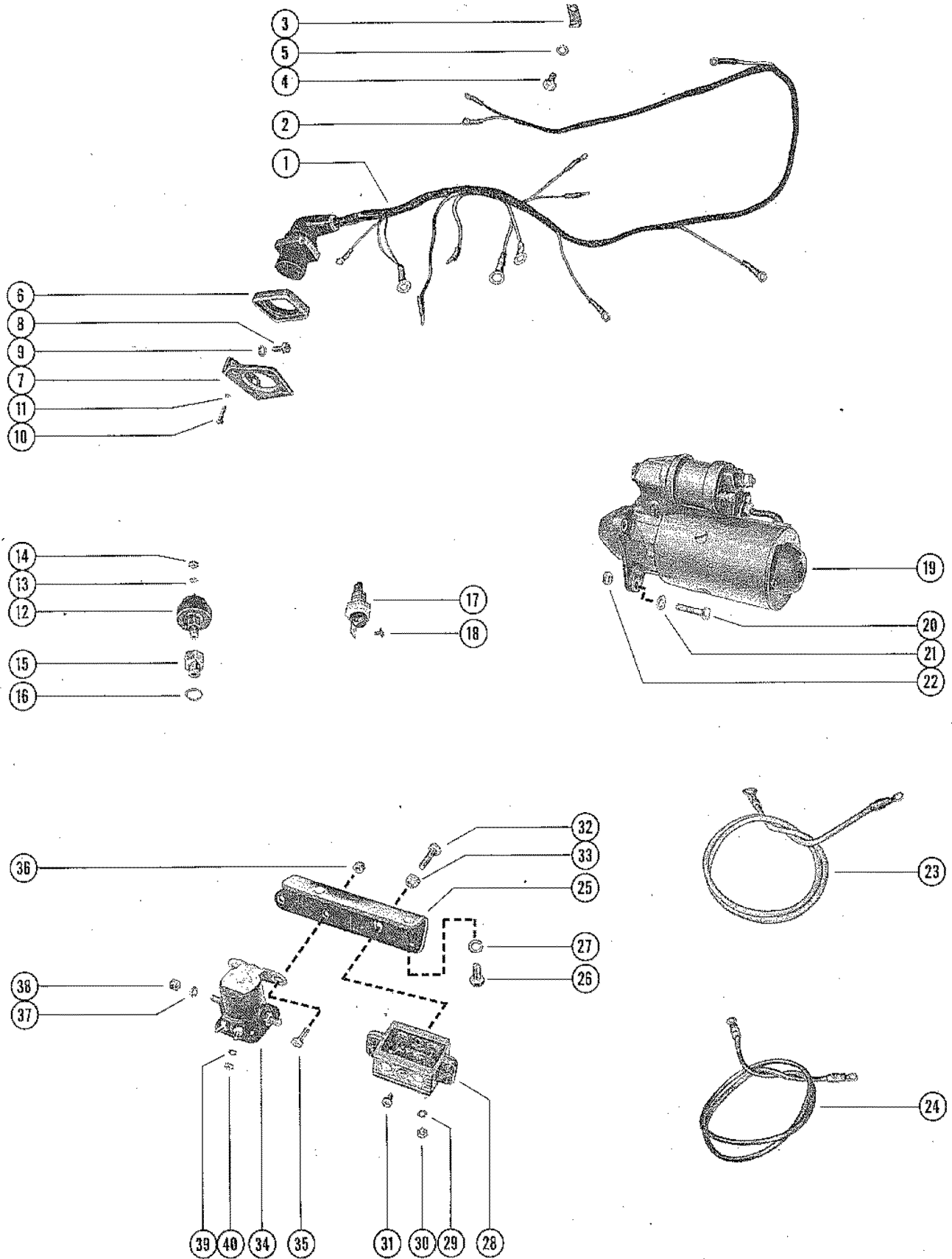
ENGINE MECHANICAL COMPONENTS

Many of the engine mechanical components are designed for marine applications. Unlike automotive engines, marine engines are subjected to extended periods of heavy load and wide- open-throttle operation, therefore, require heavy-duty components. Special marine engine parts have design and manufacturing specifications, which are required to provide long life and dependable performance. Marine engine parts also must be able to resist the corrosive action of salt or brackish water that will rust or corrode standard automotive parts within a short period of time.

Failure to use recommended Mercury Precision Parts OR Quicksilver service replacement parts can result in poor engine performance and/or durability, rapid corrosion of parts subjected to salt water and possibly complete failure of the engine.

Use of parts other than recommended service replacement parts will void the warranty on those parts which are damaged as a result of the use of other than recommended parts.

WIRING HARNESS, STARTER MOTOR, STARTER SOLENOID AND RECTIFIER

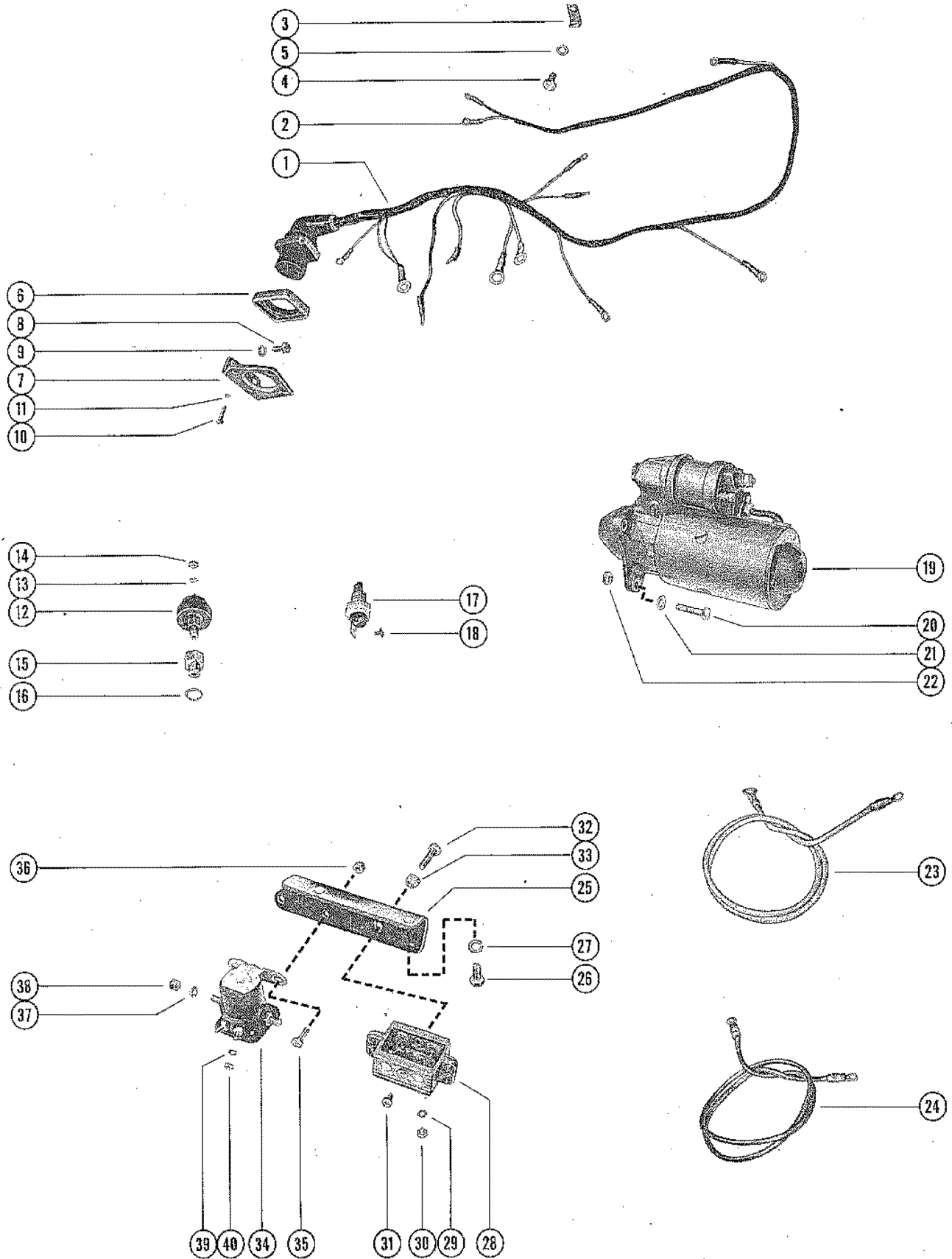


WIRING HARNESS, STARTER MOTOR, STARTER SOLENOID AND RECTIFIER

REF. NO.	PART NO.	SYM.	QTY.	DESCRIPTION
1	38578		1	WIRING HARNESS, EXTERNAL
2	30050		AR	TERMINAL, WIRING HARNESS LEADS
3	54-38537		1	CLIP, WIRING, HARNESS TO CYLINDER BLOCK
4	10-38524		1	SCREW, WIRING HARNESS CLIP TO CYLINDER BLOCK (15MM)
5	13-26993		1	LOCKWASHER, WIRING HARNESS CLIP SCREW
6	26079		1	PLATE, WIRING HARNESS TO MOUNTING BRACKET
7	38532		1	BRACKET, MOUNTING- WIRING HARNESS
8	10-21548		2	SCREW, MOUNTING BRACKET4 TO TRANSOM PLATE (5/8")
9	13-26992		2	LOCKWASHER, MOUNTING BRACKET SCREW
10	10-38603		4	SCREW, WIRING HARNESS PLATE TO MOUNTING BRACKET (7/8")
11	13-26995		4	LOCKWASHER, WIRING HARNESS PLATE SCREW
12	38559		1	OIL PRESSURE SENDER ASSEMBLY, CYLINDER BLOCK
13	12-20878		1	WASHER, OIL PRESSURE SENDER TERMINAL (#10)
14	11-20645		1	NUT, OIL PRESSURE SENDER TERMINAL (10-32)
15	38557		1	ADAPTOR, OIL PRESSURE SENDER TO CYLINDER BLOCK
16	27-38558		1	GASKET, OIL PRESSURE SENDER ADAPTOR (Part of 27-37073A1)
17	38534		1	WATER TEMPERATURE SENDER ASS'Y, THERMOSTAT CONTAINER
18	10-20681		1	SCREW, WATER TEMPERATURE SENDER (3/8")
19	50-37151		1	STARTER MOTOR ASSEMBLY SEE A6 FOR BREAKDOWN
20	10-22040		3	SCREW, STARTER MOTOR TO FLYWHEEL HOUSING (1 1/2")
21	12-20722		3	WASHER, STARTER MOTOR SCREW
22	11-29250		3	NUT, STARTER MOTOR SCREW
23	38540		1	BATTERY CABLE, POSITIVE (RED)
24	38539		1	BATTERY CABLE, NEGATIVE (BLACK)
25	38516		1	BRACKET, MOUNTING-STARTER SOLENOID AND RECTIFIER
26	10-25299		2	SCREW, MOUNTING BRACKET TO EXHAUST MANIFOLD (3/4")
27	13-26993		2	LOCKWASHER, MOUNTING BRACKET SCREW
28	32177A1		1	RECTIFIER ASSEMBLY
29	13-26996		2	LOCKWASHER, RECTIFIER TERMINAL 2
30	11-20645		2	NUT, RECTIFIER TERMINAL
31	10-29852		1	SCREW, HARNESS LEAD TO RECTIFIER
32	10-26065		1	SCREW, RECTIFIER TO MOUNTING BRACKET (1")
33	11-29250		1	NUT, RECTIFIER SCREW
34	25661		1	STARTER SOLEOID
35	10-21625		2	SCREW, STARTER SOLENOID TO MOUNTING BRACKET (3/4")
36	11-20361		2	NUT, STARTER SOLENOID SCREW

CONTINUED ON NEXT PAGE ➡

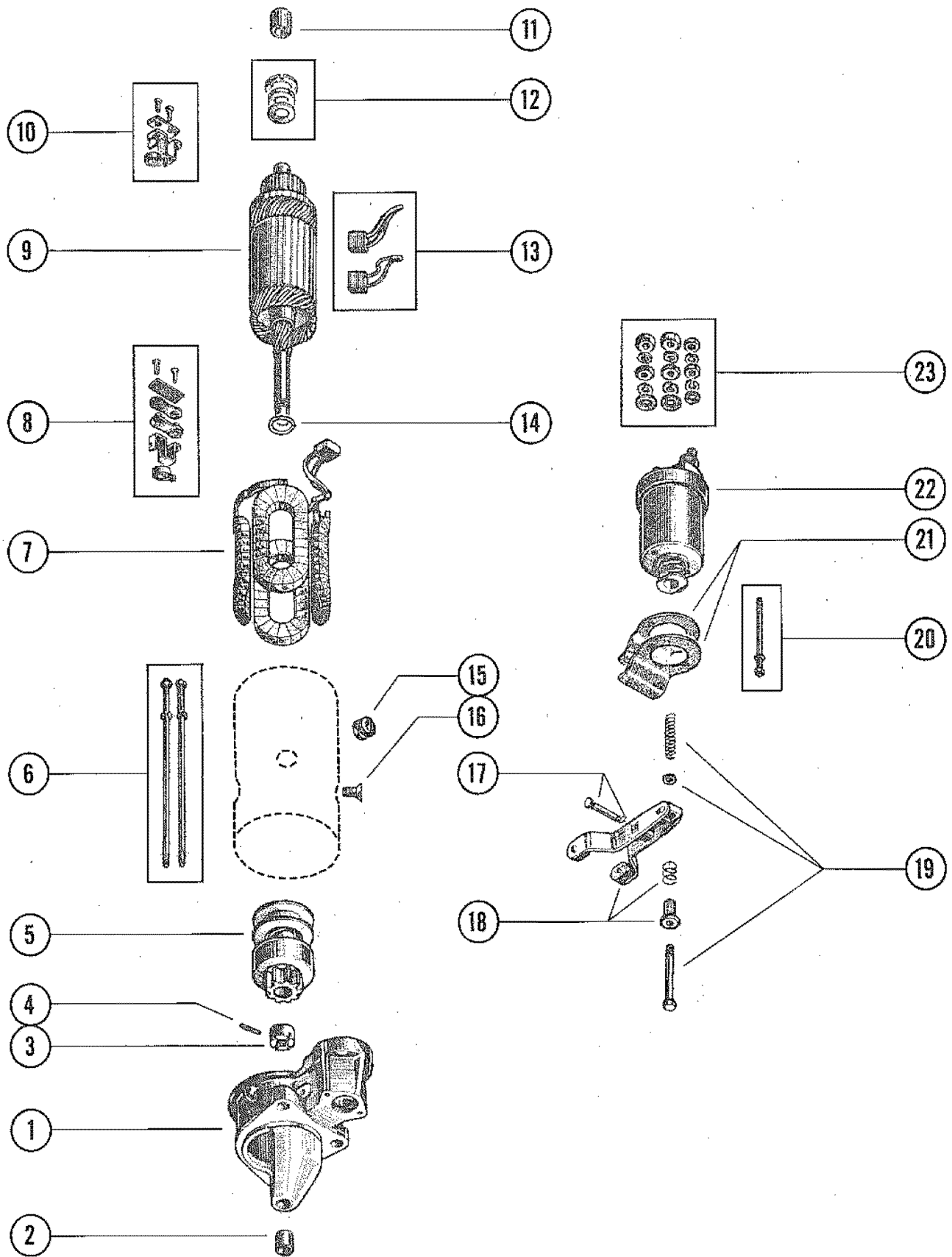
WIRING HARNESS, STARTER MOTOR, STARTER SOLENOID AND RECTIFIER



WIRING HARNESS, STARTER MOTOR, STARTER SOLENOID AND RECTIFIER

REF. NO.	PART NO.	SYM.	QTY.	DESCRIPTION
37	13-20202		2	LOCKWASHER, STARTER SOLENOID TERMINAL (5/16")
38	11-20083		2	NUT, STARTER SOLENOID TERMINAL (5/16-24)
39	13-26996		2	LOCKWASHER, STARTER SOLENOID TERMINAL (#10)
40	11-20645		2	NUT, STARTER SOLENOID TERMINAL (10-32)
-	27-37073A1		1	GASKET SET-Miscellaneous

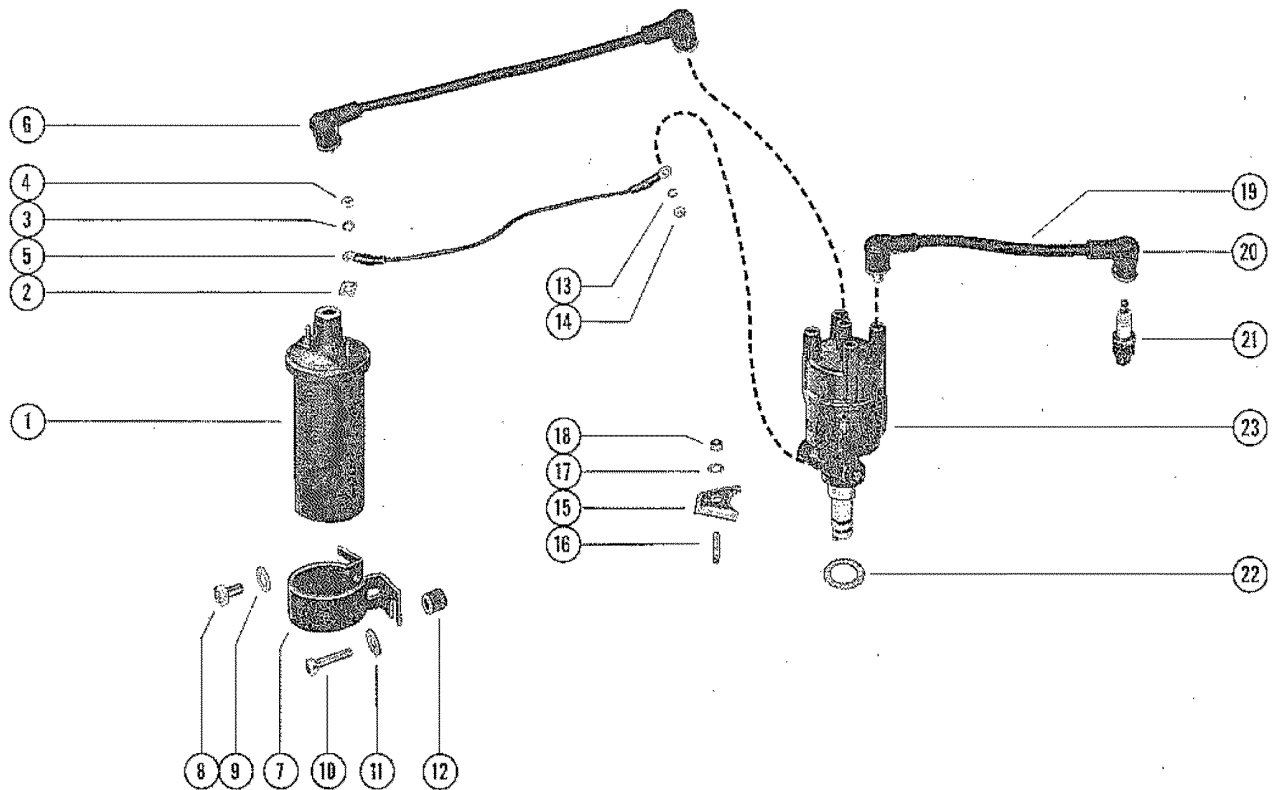
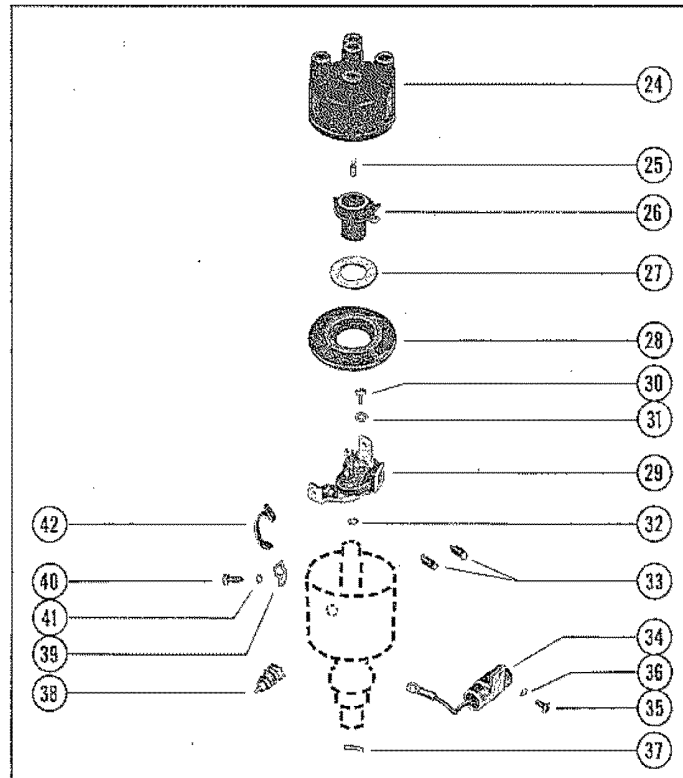
STARTER MOTOR ASSEMBLY



STARTER MOTOR ASSEMBLY

REF. NO.	PART NO.	SYM.	QTY.	DESCRIPTION
-	50-37151		1	STARTER MOTOR ASSEMBLY, COMPLETE
1	37163		1	HOUSING, STARTER
2	23-37162		1	BUSHING, STARTER HOUSING
3	11-37172		1	NUT, DRIVE ASSEMBLY TO ARMATURE
4	17-37173		1	PIN, ARMATURE NUT
5	37160		1	DRIVE ASSEMBLY
6	10-37159		1	BOLT SET, THRU-STARTER HOUSING
7	37174		1	FIELD COIL ASSEMBLY
8	37152		1	BRUSH HOLDER PACKAGE (POSTITIVE)
9	37156		1	ARMATURE
10	37157		1	BRUSH HOLDER PACKAGE (NEGATIVE)
11	23-37154		1	BUSHING, END PLATE
12	12-37155		1	WASHER SET, ARMATURE
13	37158		1	BRUSH SET, NEGATIVE AND POSITIVE
14	12-37161		1	WASHER, RETAINING-ARMATURE
15	25-37167		1	GROMMET, STARTER MOTOR
16	10-37166		4	BOLT, STARTER FIELD COIL
17	17-37171		1	PIN ASSEMBLY, ARM TO STARTER SOLENOID
18	37170		1	ARM ASSEMBLY, SOLENOID
19	10-37169		1	SCREW KIT, SOLENOID ARM TO STARTER HOUSING
20	10-37165		1	BOLT, THRU-STARTER SOLENOID
21	37168		1	PLATE (PAIR), STARTER SOLENOID
22	37164		1	SOLENOID ASSEMBLY, STARTER
23	37153		1	WASHER AND NUT REPLACEMENT KIT, STARTER TERMINALS

DISTRIBUTOR ASSEMBLY AND COIL

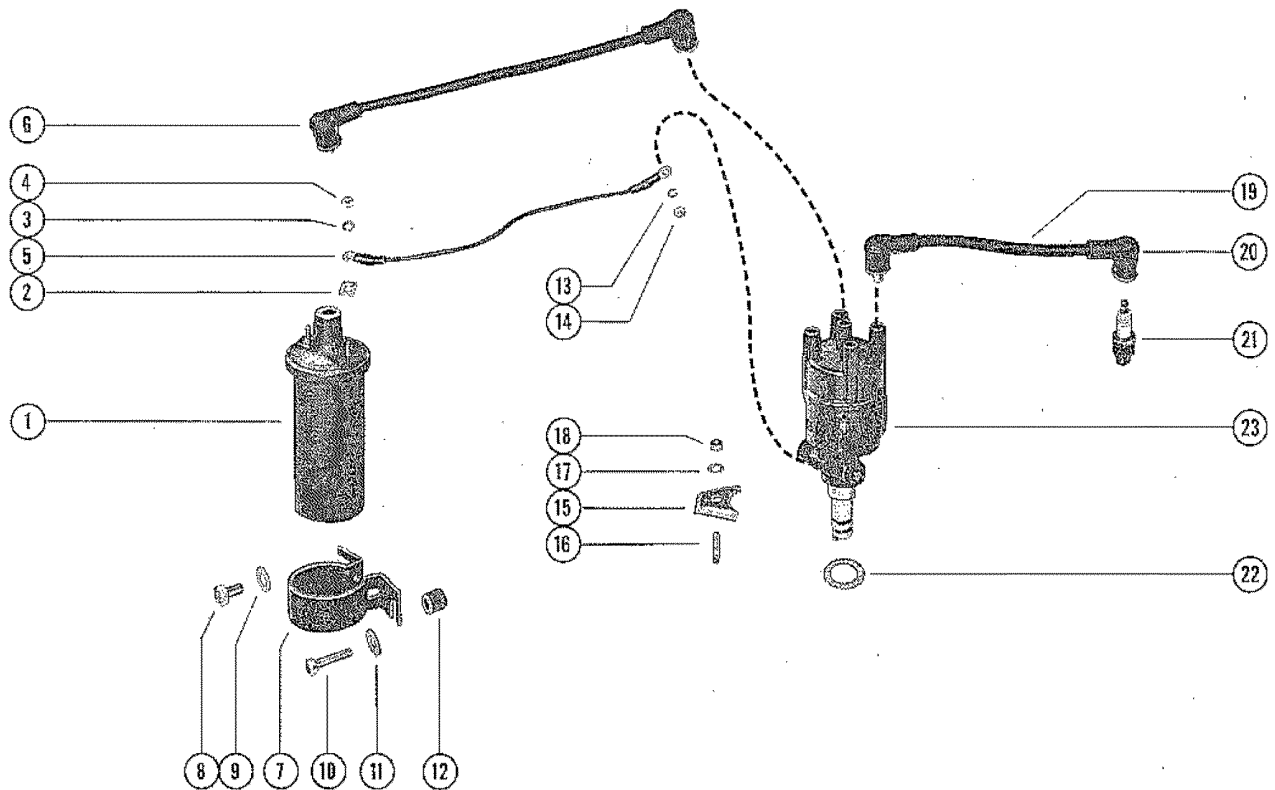
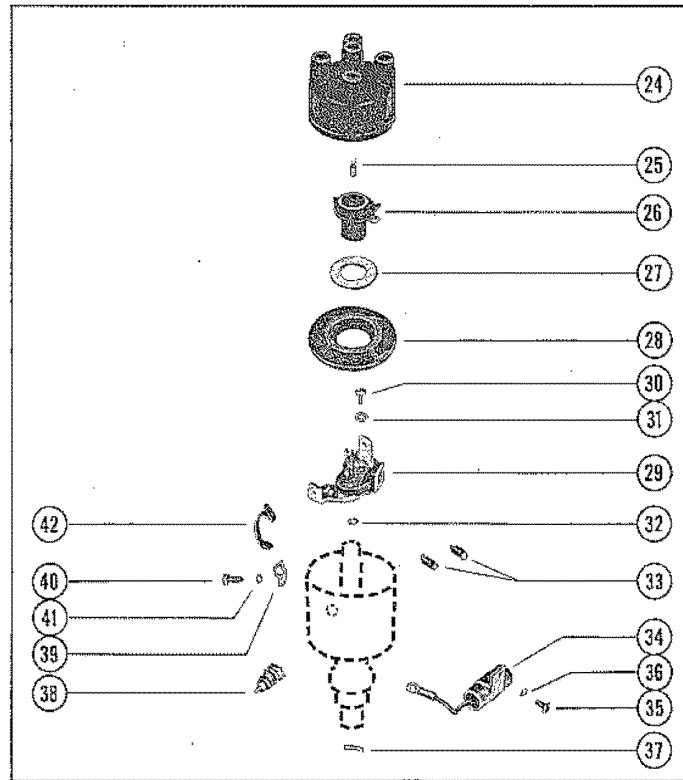


DISTRIBUTOR ASSEMBLY AND COIL

REF. NO.	PART NO.	SYM.	QTY.	DESCRIPTION
1	38547		1	COIL ASSEMBLY, IGNITION
2	54-33271		2	CLAMP LOCK-COIL TERMINAL
3	13-26996		2	LOCKWASHER, COIL TERMINAL
4	11-33277		2	NUT, COIL TERMINAL
5	38791		1	JUMPER WIRE, COIL TO DISTRIBUTOR (BROWN-9")
6	38542		1	LEAD ASSEMBLY, COIL TO DISTRIBUTOR (11 1/2")
7	37074		1	BRACKET, COIL MOUNTING
8	10-38524		1	SCREW, COIL MOUNTING BRACKET TO CYLINDER BLOCK (15MM)
9	12-26825		1	WASHER, COIL MOUNTING BRACKET SCREW (21/64" I.D.)
10	10-38560		1	SCREW, COIL MOUNTING BRACKET TO CYLINDER BLOCK (30MM)
11	12-20346		1	WASHER, COIL MOUNTING BRACKET SCREW (9/32" I.D.)
12	23-20326		1	SPACER, COIL MOUNTING BRACKET SCREW
13	13-26995		1	LOCKWASHER, DISTRIBUTOR TERMINAL
14	11-38824		1	NUT, JUMPER WIRE TO DISTRIBUTOR
15	37036		1	CLAMP, DISTRIBUTOR TO CYLINDER BLOCK
16	16-37176		1	STUD, DISTRIBUTOR CLAMP TO CYLINDER BLOCK (35MM)
17	12-37175		1	WASHER, DISTRIBUTOR CLAMP STUD
18	11-37177		1	NUT, DISTRIBUTOR CLAMP STUD
19	38541		4	LEAD ASSEMBLY, HIGH TENSION-DISTRIBUTOR (7 3/4")
20	20119		4	PROTECTOR, HIGH TENSION LEAD
21	33-37083		4	SPARK PLUG (AC-44F)
22	27-37058		1	GASKET, DISTRIBUTOR
23	37178		1	DISTRIBUTOR ASSEMBLY, COMPLETE
24	37184		1	CAP ASSEMBLY, DISTRIBUTOR
25	37179		1	BALL AND SPRING ASSEMBLY, DISTRIBUTOR CAP
26	37180		1	ROTOR, DISTRIBUTOR
27	12-37181		1	WASHER, FELT-DISTRIBUTOR ROTOR
28	37182		1	SHIELD, BREAKER ASSEMBLY
29	37193		1	BREAKER ASSEMBLY, DISTRIBUTOR
30	10-37187		1	SCREW, BREAKER ASSEMBLY TO DISTRIBUTOR
31	12-37186		1	WASHER BREAKER ASSEMBLY SCREW
32	12-37185		1	WASHER, BREAKER ASSEMBLY
33	24-37195		1	SPRING, BREAKER CAM ADVANCE WEIGHT
34	37189		1	CONDENSER
35	10-37190		1	SCREW, CONDENSER TO DISTRIBUTOR
36	13-37193		1	LOCKWASHER, CONDENSER SCREW
37	17-37196		1	PIN, MAIN SHAFT
38	10-37188		1	SCREW, PRIMARY TERMINAL

CONTINUED ON NEXT PAGE ➡

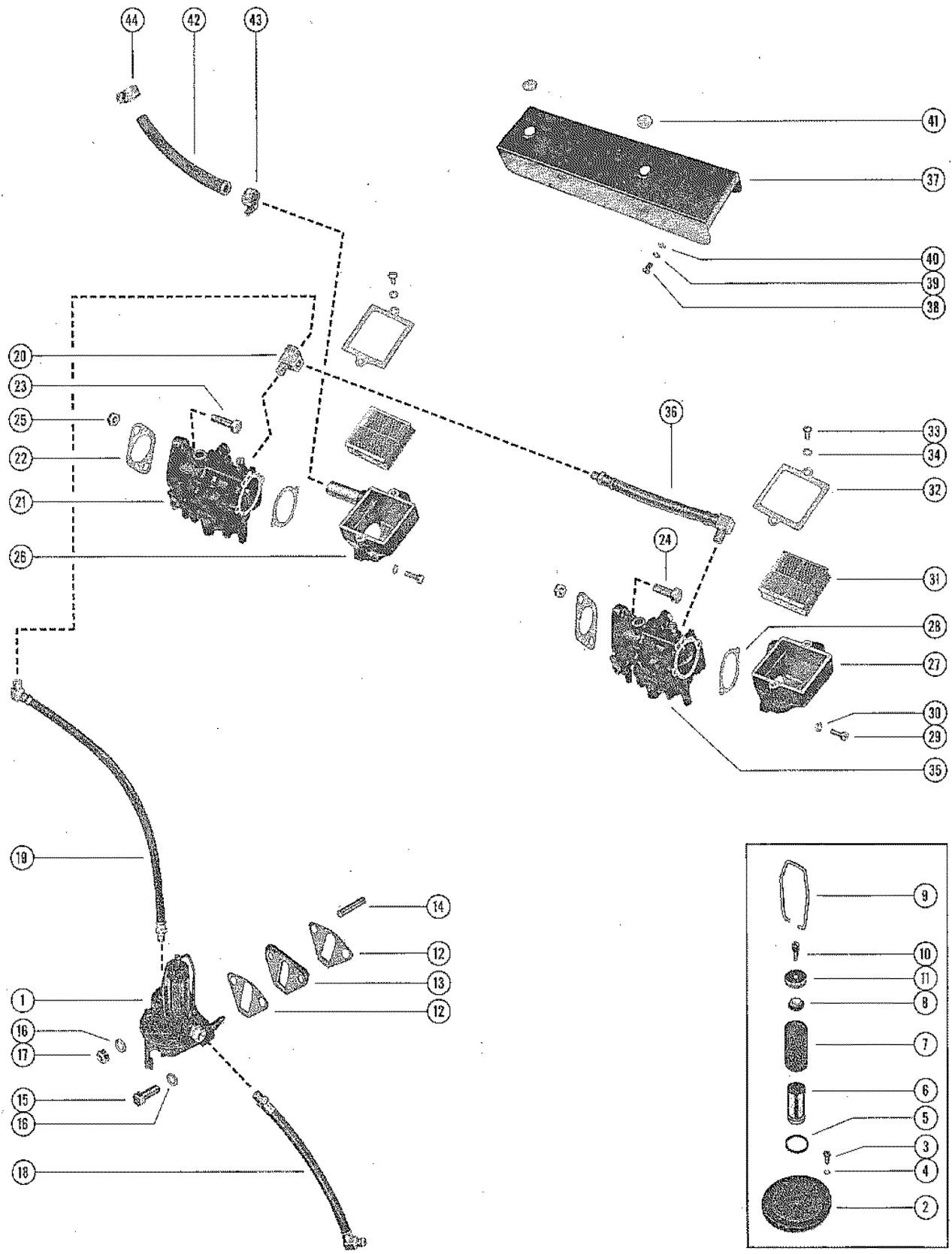
DISTRIBUTOR ASSEMBLY AND COIL



DISTRIBUTOR ASSEMBLY AND COIL

REF. NO.	PART NO.	SYM.	QTY.	DESCRIPTION
39	37194		1	RETAINER, DISTRIBUTOR CAP CLIP
	37197		1	RETAINER, DISTRIBUTOR CAP CLIP NOT AS SHOWN
40	10-37192		2	SCREW, CLIP RETAINER TO DISTRIBUTOR
41	13-37193		2	LOCKWASHER, CLIP RETAINER SCREW
42	54-37191		2	CLIP, SPRING-DISTRIBUTOR CAP

FUEL PUMP, FUEL LINES AND CARBURETOR

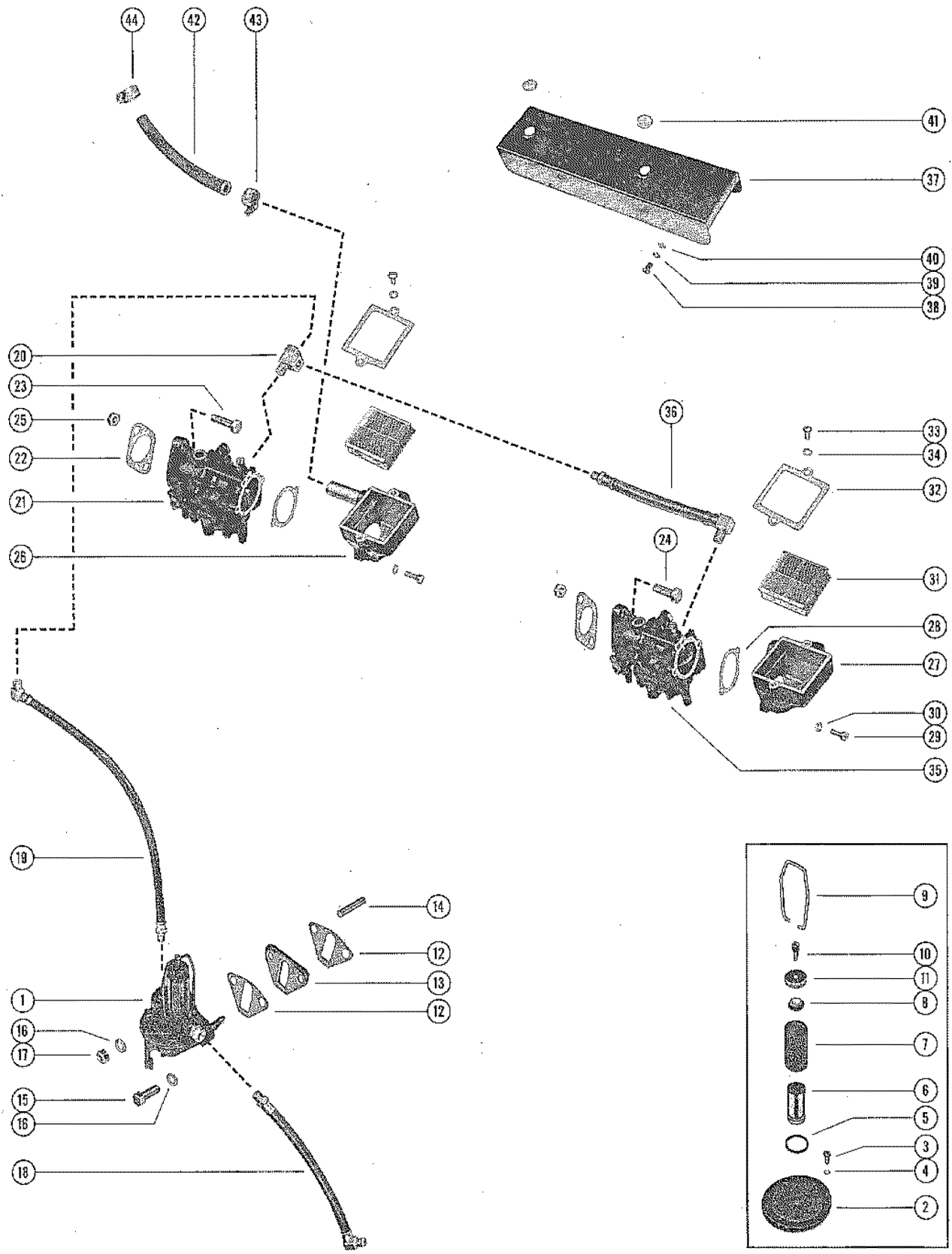


FUEL PUMP, FUEL LINES AND CARBURETOR

REF. NO.	PART NO.	SYM.	QTY.	DESCRIPTION
1	37135		1	FUEL PUMP ASSEMBLY
2	37136		1	DIAPRAGM, FUEL PUMP
3	10-37144		6	SCREW, FUEL PUMP CLAMPING
4	12-37145		6	WASHER, FUEL PUMP CLAMPING SCREW
5	25-37143		1	"O" RING, FUEL PUMP FILTER (BOTTOM)
6	37142		1	FILTER, FUEL PUMP
7	23-37150		1	SLEEVE, FUEL PUMP FILTER
8	37149		1	CAP, FUEL PUMP FILTER SLEEVE
9	37146		1	BALE, FUEL PUMP
10	10-37147		1	SCREW, FUEL PUMP BALE
11	11-37148		1	NUT, FUEL PUMP BALE SCREW
12	27-37137		2	GASKET, FUEL PUMP (Part of 27-37073A1)
13	37138		1	PLATE, FUEL PUMP MOUNTING
14	16-37112		1	STUD, FUEL PUMP TO CYLINDER BLOCK (37MM)
15	10-37139		1	SCREW, FUEL PUMP TO CYLINDER BLOCK (25)
16	13-37141		2	LOCKWASHER, FUEL PUMP SCREW AND STUD
17	11-37140		1	NUT, FUEL PUMP STUD
18	32-38523		1	FUEL LINE, INLET-FUEL TANK TO FUEL PUMP (10")
19	32-38529		1	FUEL LINE, FUEL PUMP TO REAR CARBURETOR (19")
20	22-28624		1	TEE, FUEL LINES TO REAR CARBURETOR
21	1342-2564		1	CARBURETOR ASSEMBLY, REAR
22	27-38531		2	GASKET, CARBURETOR MOUNTING (Part of 27-37097A1)
23	10-21339		1	SCREW, REAR CARBURETOR TO INTAKE MANIFOLD (1 3/8")
24	10-20639		3	SCREW, CARBURETOR INTAKE MANIFOLD (1 1/8")
25	11-20102		4	NUT, CARBURETOR SCREW
26	38508A1		1	ADAPTOR ASSEMBLY, FLAME ARRESTOR-REAR CARBURETOR
27	38509		1	ADAPTOR, FLAME ARRESTOR-FRONT CARBURETOR
28	27-38564		2	GASKET, FLAME ARRESTOR ADAPTOR (Part of 27-37097A1)
29	10-20646		4	SCREW, FLAME ARRESTOR ADAPTOR TO CARBURETOR (5/8")
30	13-26996		4	LOCKWASHER, FLAME ARRESTOR ADAPTOR SCREW
31	38567		2	ELEMENT, FLAME ARRESTOR
32	38568		2	PLATE, FLAME ARRESTOR ELEMENT TO ADAPTOR
33	10-29794		4	SCREW, FLAME ARRESTOR PLATE TO ADAPTOR (3/8")
34	13-26996		4	LOCKWASHER, FLAME ARRESTOR PLATE SCREW
35	1342-2565		1	CARBURETOR ASSEMBLY, FRONT
36	32-38527		1	FUEL LINE, REAR CARBURETOR TO FRONT CARBURETOR (6")
37	38672		1	HOOD, FLAME ARRESTOR
38	10-29794		4	SCREW, FLAME ARRESTOR HOOD TO ADAPTOR (3/8")
39	13-26996		4	LOCKWASHER, FLAME ARRESTOR HOOD SCREW
40	12-26013		4	WASHER, FLAME ARRESTOR HOOD SCREW
41	19-32862		2	BUTTON, PLUG=FLAME ARRESTOR HOOD

CONTINUED ON NEXT PAGE ➡

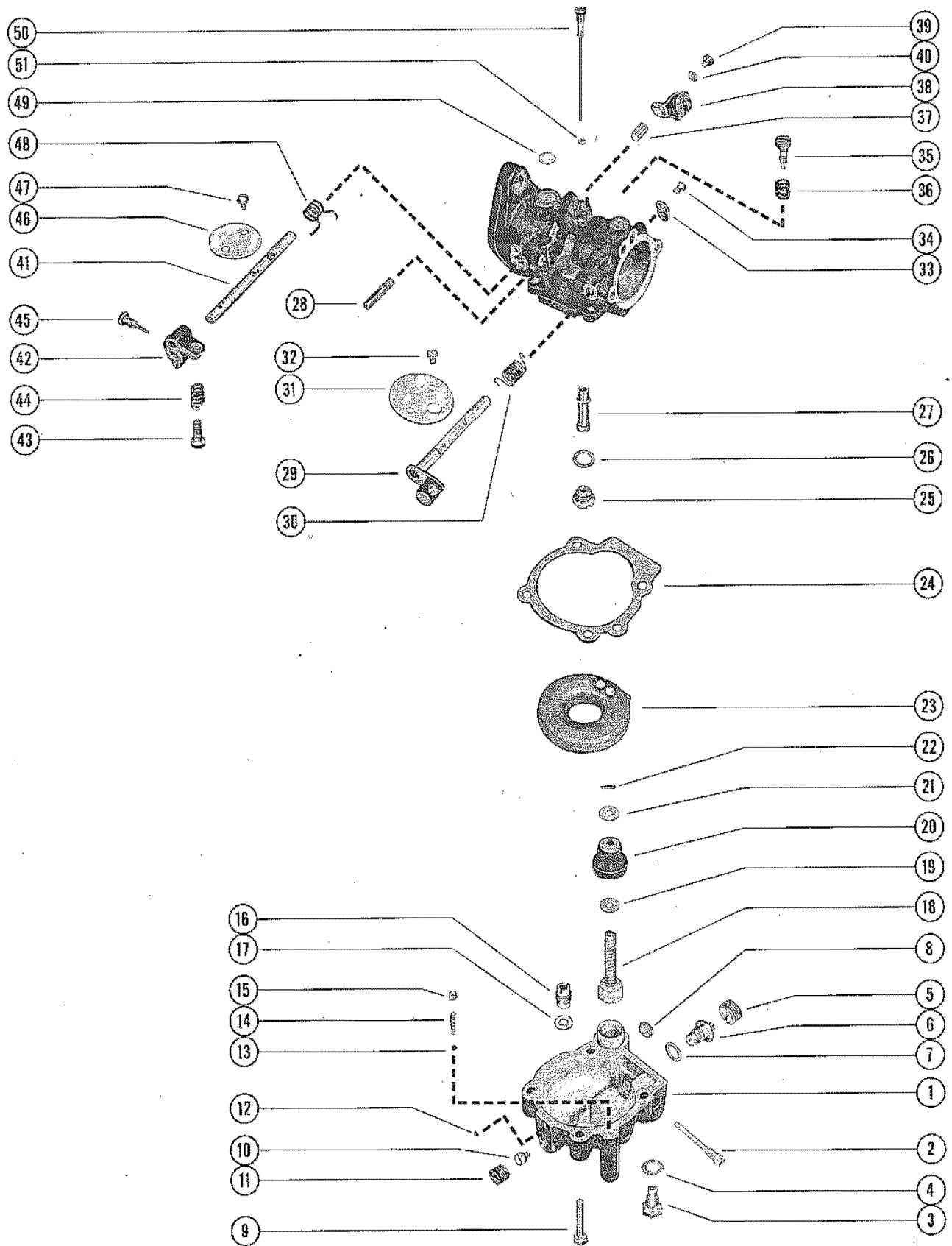
FUEL PUMP, FUEL LINES AND CARBURETOR



FUEL PUMP, FUEL LINES AND CARBURETOR

REF. NO.	PART NO.	SYM.	QTY.	DESCRIPTION
42	32-38576		1	HOSE, BREATHER-REAR CARBURETOR TO COVER (7 3/4")
43	54-38819		1	CLAMP, BREATHER HOSE TO REAR CARBURETOR
44	54-38819		1	CLAMP, BREATHER HOSE TO ROCKER COVER
-	27-37073A1		1	GASKET SET-Miscellaneous
-	27-37097A1		1	GASKET SET-Manifold

CARBURETOR ASSEMBLY



CARBURETOR ASSEMBLY

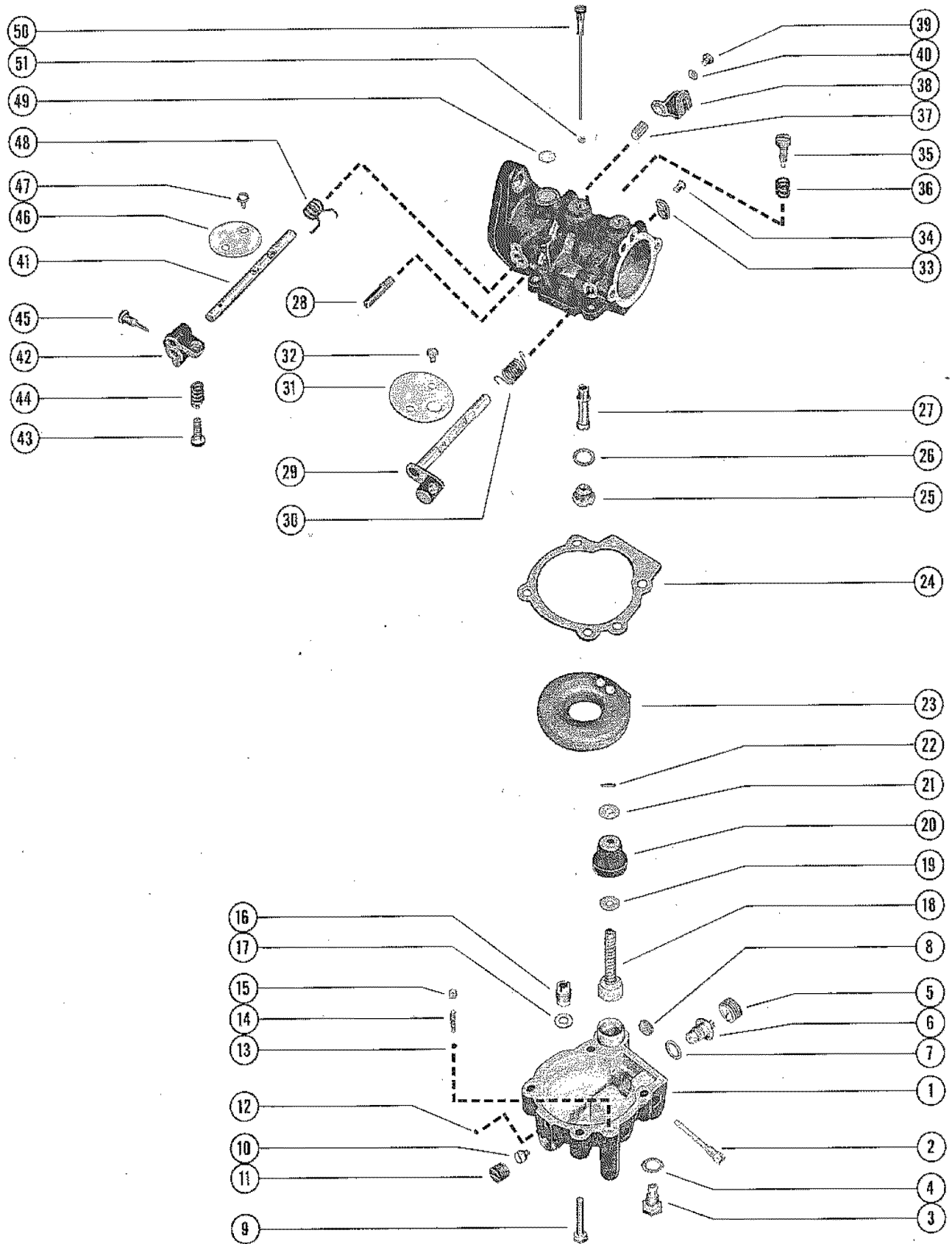
REF. NO.	PART NO.	SYM.	QTY.	DESCRIPTION
0	1342-2564		1	CARBURETOR ASSEMBLY, COMPLETE (REAR
	1342-2565		1	CARBURETOR ASSEMBLY, COMPLETE (FRONT)
1	1399-2588		1	FLOAT BOWL
2	10-38714	□	1	SCREW, FLOAT TO FLOAT BOWL
3	10-38768		1	SCREW, STOP- ACCELERATOR PUMP
4	27-23167	❖□	1	GASKET, STOP SCREW
5	10-38712		1	SCREW, PLUG - FLOAT BOWL
6	1399-2584	□	1	INLET NEEDLE, SEAT AND GASKET
7	27-28406	❖□	1	GASKET, INLET NEEDLE
8	1399-215	□	1	SCREEN, INLET - FLOAT BOWL
9	10-38708		4	SCREW, FLOAT TO BODY
10	1399-1459	□	1	JET, MAIN FUEL (.059)
11	10-23178		1	SCREW, PLUG - MAIN FUEL JET CHANNEL
12	19-38718	□	1	WELCH PLUG, FLOAT BOWL
13	30-38716	□	1	BALL, CHECK - ACCELERATOR PUMP OUTLET
14	24-38727	□	1	SPRING, RETURN - CHECK BALL
15	1399-2586	□	1	CUP, RETAINER - CHECK BALL AND RETURN SPRING
16	21-38717	□	1	CHECK VALVE, INLET
17	27-28409	❖□	1	GASKET, INLET CHECK VALVE
18	1399-2581	□	1	PUMP ASSEMBLY, ACCELERATOR
19	12-38720		1	WASHER, ACCELERATOR PUMP (BOTTOM)
20	1399-2579		1	COVER, RUBBER - ACCELERATOR PUMP
21	12-38721		1	WASHER, ACCELERATOR PUMP (TOP)
22	17-38719		1	PIN, ROLL - ACCELERATOR PUMP
23	1399-2589		1	FLOAT ASSEMBLY
24	27-38728	❖□	1	GASKET, BODY TO FLOAT BOWL
25	10-38715		1	SCREW, PLUG - MAIN NOZZLE
26	27-28406		1	GASKET, MAIN NOZZLE PLUG SCREW
27	1399-2587	□	1	MAIN NOZZLE
28	17-38726		1	PIN, THROTTLE STOP
29	1399-2585		1	CHOKE SHAFT AND LEVER (REAR CARB)
30	24-38722	□	1	SPRING, CHOKE RETURN - CHOKE SHAFT (REAR CARB)
31	1399-2577		1	CHOKE SHUTTER (REAR CARB)
32	10-20858		2	SCREW, CHOKE SHUTTER TO CHOKE SHAFT (REAR CARB)
33	54-38723		1	CLIP, CHOKE SHAFT AND LEVER SCREW (REAR CARB)
34	10-20858	□	1	SCREW, CHOKE SHAFT AND LEVER TO BODY (REAR CARB)
35	10-23179	□	1	SCREW, IDLE ADJUSTMENT
36	24-20856	□	1	SPRING, IDLE ADJUSTMENT SCREW
37	23-38724		2	BUSHING, THROTTLE SHAFT
38	1399-2582		1	LEVER, THROTTLE SHAFT

❖ = COMPONENT OF CARBURETOR GASKET SET (1399-2590)

□ = COMPONENT OF CARBURETOR REPAIR KIT (1399-2591)

CONTINUED ON NEXT PAGE ➡

CARBURETOR ASSEMBLY



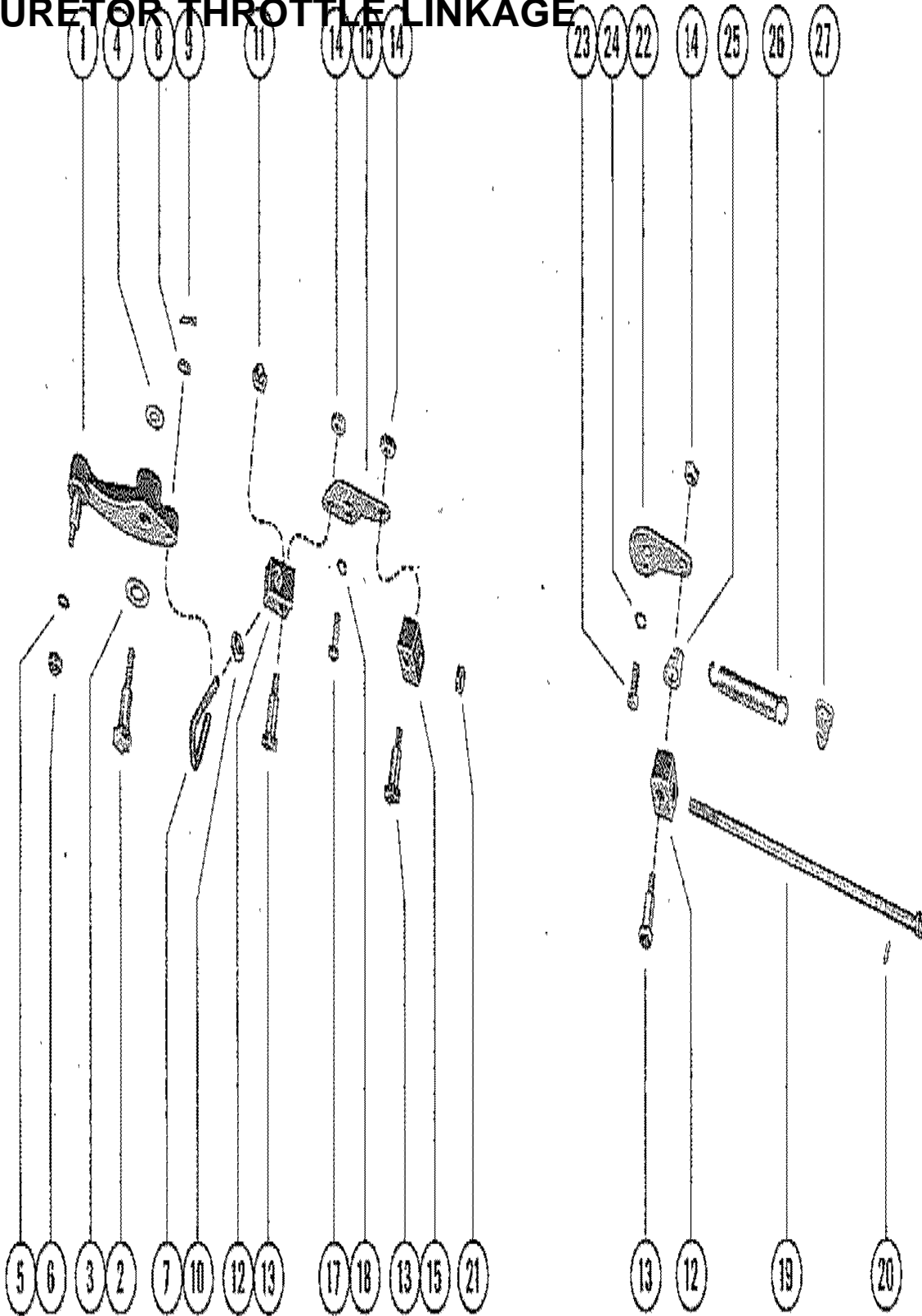
CARBURETOR ASSEMBLY

REF. NO.	PART NO.	SYM.	QTY.	DESCRIPTION
39	10-38710		1	SCREW, LEVER TO THROTTLE SHAFT
40	13-38711		1	LOCKWASHER, LEVER SCREW
41	1399-2583		1	SHAFT THROTTLE
42	1399-1378		1	LEVER, THROTTLE
43	10-23192	□	1	SCREW, IDLE SPEED REGULATING
44	24-27678	□	1	SPRING, IDLE SPEED REGULATING SCREW
45	10-20847	□	1	SCREW, THROTTLE LEVER TO THROTTLE SHAFT
46	1399-2578		1	THROTTLE SHUTTER
47	10-20858		2	SCREW, THROTTLE SHUTTER TO THROTTLE SHAFT
48	24-38725	□	1	SPRING, THROTTLE RETURN
49	19-20011	□	1	WELCH PLUG, BODY CHANNEL
50	1399-2580	□	1	IDLE TUBE
51	27-38713	❖□	1	GASKET, IDLE TUBE
-	1399-2591		1	REPAIR PARTS KIT (1 PER CARBURETOR)
-	1399-2590		1	GASKET SET (1 PER CARBURETOR)

❖ = COMPONENT OF CARBURETOR GASKET SET (1399-2590)

□ = COMPONENT OF CARBURETOR REPAIR KIT (1399-2591)

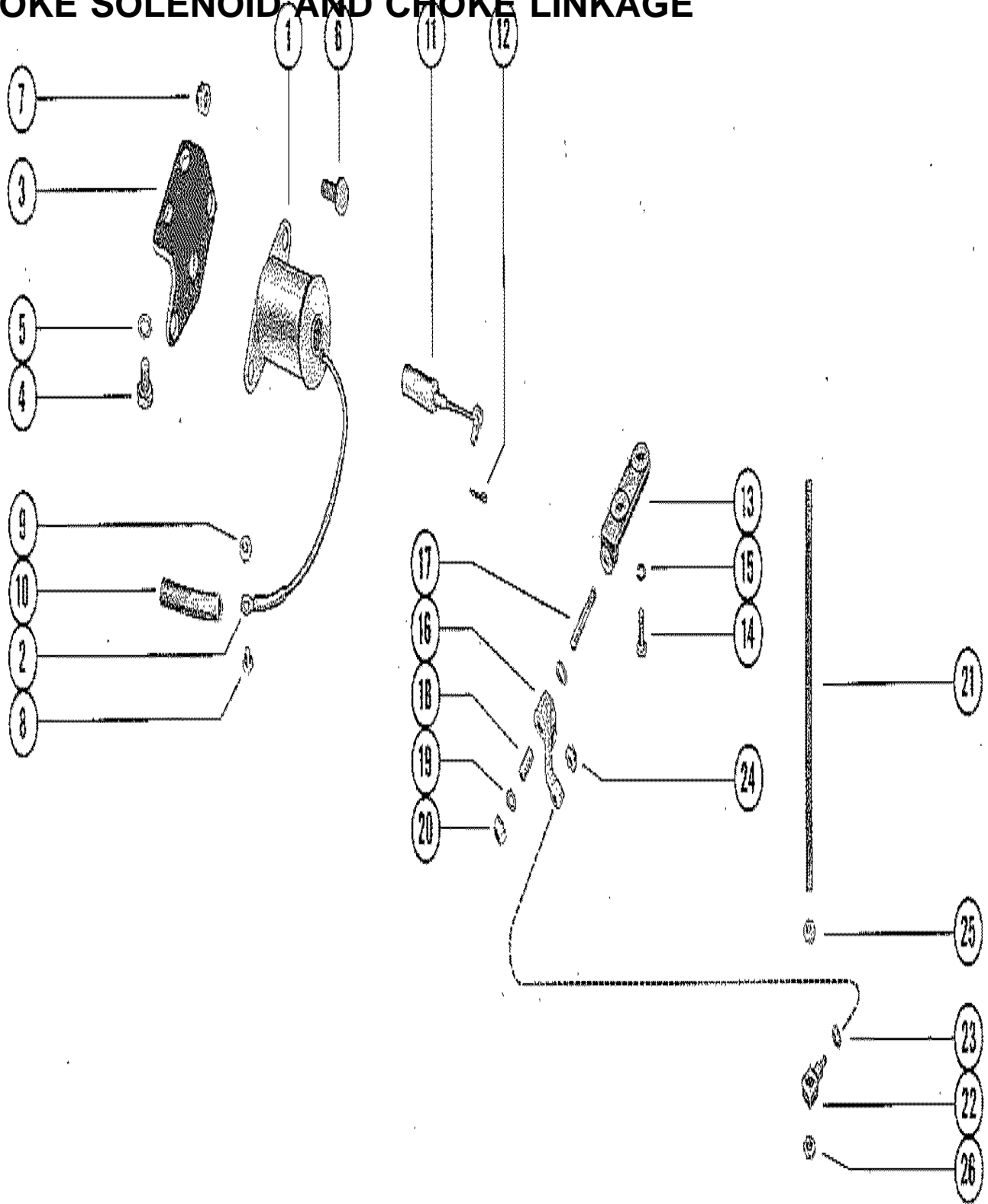
CARBURETOR THROTTLE LINKAGE



CARBURETOR THROTTLE LINKAGE

REF. NO.	PART NO.	SYM.	QTY.	DESCRIPTION
1	38569		1	LEVER, THROTTLE - INTERMEDIATE
2	10-38507		1	SCREW, THROTTLE LEVER TO INTAKE MANIFOLD (1 5/16")
3	12-20553		1	WASHER, THROTTLE LEVER SCREW (3/4"O.D.)
4	12-20722		1	WASHER, THROTTLE LEVER SCREW (5/8"O.D.)
5	12-24676		1	WASHER, THROTTLE LEVER SCREW (5/8"O.D.)
6	11-20110		1	NUT, THROTTLE CABLE TO THROTTLE LEVER FASTENING
7	38510		1	LINK ROD, THROTTLE LEVER
8	12-26013		1	WASHER, LINK ROD
9	18-26953		1	COTTER PIN, LINK ROD TO THROTTLE LEVER
10	11-20645		1	NUT, JAM - LINK ROD
11	11-20110		1	NUT, LINK ROD TO SLIP LINK
12	38513		2	SLIP LINK, LINK ROD TO THROTTLE PLATE
13	10-38515		3	BOLT, ANCHOR LINK AND SLIP LINK TO THROTTLE PLATE (7/8")
14	11-20110		3	NUT, ANCHOR LINK AND SLIP LINK BOLT
15	38514		1	ANCHOR LINK, LINK ROD TO FRONT THROTTLE PLATE
16	38511		1	PLATE THORTTLE - REAR
17	10-20191		1	SCREW, THROTTLE PLATE TO REAR CARBURETOR (1/2")
18	13-26995		1	LOCKWASHER, THROTTLE PLATE SCREW
19	38533		1	LINK ROD, REAR THROTTLE PLATE TO FRONT THROTTLE PLATE
20	17-27737		1	PIN, ROLL - LINK ROD
21	11-20645		1	NUT, JAM - LINK ROD
22	38512		1	PLATE THROTTLE - FRONT
23	10-20191		1	SCREW, THROTTLE PLATE TO FRONT CARBURETOR (1/2")
24	13-26995		1	LOCKWASHER, THROTTLE PLATE SCREW
25	38866		1	RETAINER, SLIP LINK BOLT - THROTTLE RETURN SPRING
26	24-38865		1	SPRING, THROTTLE RETURN
27	38867		1	RETAINER, FLAME ARRESTOR HOOD SCREW - THROTTLE RETURN SPRING

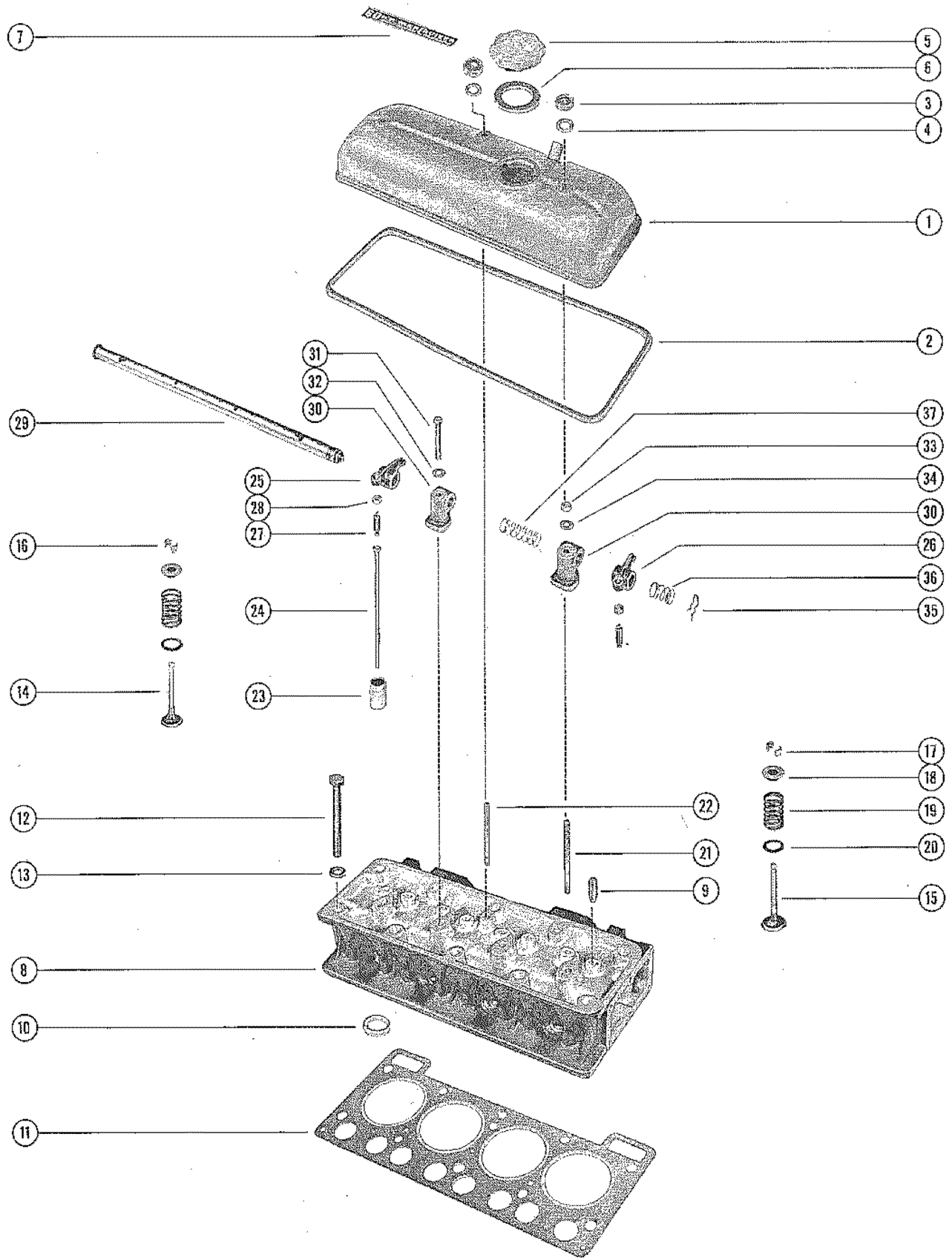
CHOKE SOLENOID AND CHOKE LINKAGE



CHOKE SOLENOID AND CHOKE LINKAGE

REF. NO.	PART NO.	SYM.	QTY.	DESCRIPTION
1	38536		1	CHOKE SOLENOID
2	30050		1	TERMINAL, CHOKE SOLENOID LEAD
3	38530		1	BRACKET, MOUNTING - CHOKE SOLENOID
4	10-33231		2	SCREW, MOUNTING BRACKET TO EXHAUST MANIFOLD (1/2")
5	13-20202		2	LOCKWASHER, MOUNTING BRACKET SCREW
6	10-20705		2	SCREW, CHOKE SOLENOID TO MOUNTING BRACKET (3/4")
7	11-35814		2	NUT, CHOKE SOLENOID SCREW
8	10-24231		1	SCREW, CHOKE SOLENOID LEAD TO WIRING HARNESS (1/4")
9	11-20645		1	NUT, CHOKE SOLENOID LEAD SCREW
10	23-32914		1	SLEEVE, CHOKE SOLENOID LEAD
11	27031A1		1	PLUNGER AND LINK ASSEMBLY, CHOKE SOLENOID
12	18-26953		1	COTTER PIN, LINK TO BELL CRANK
13	38572		1	BRACKET, MOUNTING - BELL CRANK
14	10-20189		2	SCREW, MOUNTING BRACKET TO EXHAUST MANIFOLD (3/4")
15	13-26996		2	LOCKWASHER, MOUNTING BRACKET SCREW
16	38519		1	, CHOKE
17	16-30172		1	STUD, BELL BRANK TO MOUNTING BRACKET (1 1/4")
18	23-33109		1	BUSHING BELL CRANK STUD
19	12-30164		2	WASHER BELL CRANK STUD
20	11-20110		1	NUT, BELL CRANK STUD
21	38574		1	ROD CHOKE
22	38573		1	SWIVEL, CHOKE ROD TO BELL CRANK
23	12-30164		1	WASHER, CHOKE ROD SWIVEL
24	11-20110		1	NUT, CHOKE ROD SWIVEL TO BELL CRANK
25	11-20645		1	NUT, JAM - CHOKE ROD TO SWIVEL
26	11-20110		1	NUT, CHOKE ROD TO SWIVEL

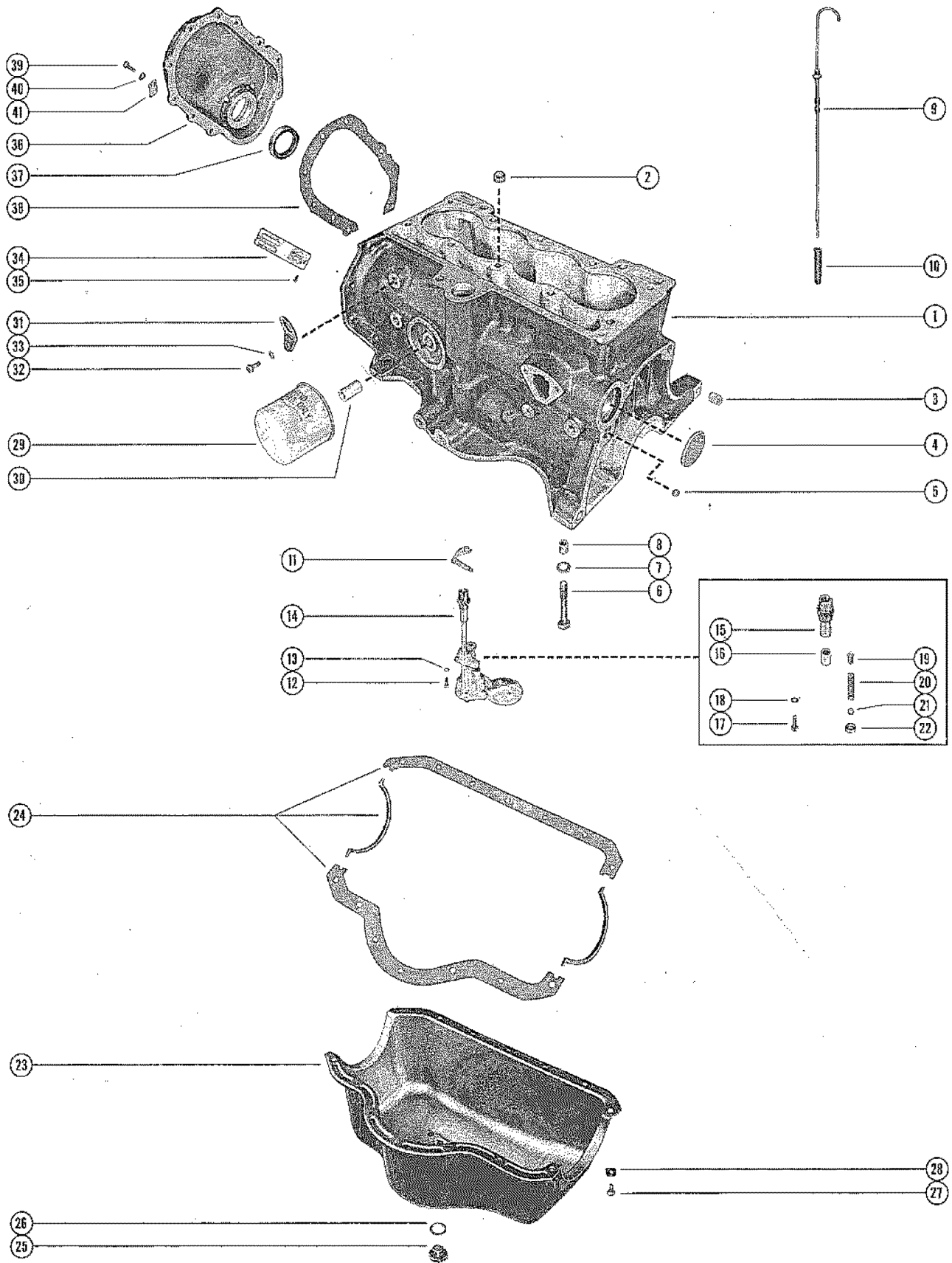
TOP COVER, ROCKER SHAFT AND CYLINDER HEAD



TOP COVER, ROCKER SHAFT AND CYLINDER HEAD

REF. NO.	PART NO.	SYM.	QTY.	DESCRIPTION
1	37092		1	COVER, TOP
2	27-37096		1	GASKET, TOP COVER
3	11-37090		3	NUT, TOP COVER FASTENING
4	12-37091		3	WASHER, TOP COVER FASTENING NUT
5	37088		1	CAP, OIL FILLER
6	27-37089		1	GASKET, OIL FILLER CAP (Part of 27-37073A1)
7	37-38611		1	DECAL, TOP COVER
	37-38924		1	DECAL, TOP COVER (EXPORT ENGINES ONLY)- NOT AS SHOWN
8	940-2600		1	CYLINDER HEAD ASSEMBLY
9	37075		AR	VALVE GUIDE (11.10MM O.S.)
	37076		AR	VALVE GUIDE (11.25MM O.S.)
10	37078		4	VALVE SEAT-CYLINDER HEAD (INLET)
	37077		4	VALVE SEAT- CYLINDER HEAD (EXHAUST)
11	27-37095		1	GASKET, CYLINDER HEAD
12	10-37093		10	SCREW, CYHLINDER HEAD TO CYLINDER BLOCK (96MM)
13	12-37094		10	WASHER, CYLINDER HEAD SCREW
14	37034		4	VALVE, INLET (LARGE HEAD)
15	37045		4	VALVE, EXHAUST (SMALL HEAD)
16	28-37030		4	KEY, INLET VALVE (SINGLE GROOVE)
17	28-37039		4	KEY, EXHAUST VALVE (DOUBLE GROOVE)
18	37031		8	CAP, VALVE SPRING
19	24-37032		8	SPRING, VALVE
20	12-37033		8	WASHER, VALVE SPRING
21	16-37079		2	STUD, TOP COVER AND SUPPORT TO CYHLINDER HEAD (100MM)
22	16-37080		1	STUD, TOP COVER TO CYLINDER HEAD (92MM)
23	37046		8	LIFTER, PUSH ROD
24	37044		8	ROD, PUSH
25	37029		4	ARM, ROCKER - INLET
26	37038		4	ARM, ROCKER - EXHAUST
27	10-37040		8	SCREW, ADJUSTING - PUSH ROD
28	11-37037		8	NUT, PUSH ROD ADJUSTING SCREW
29	37042		1	SHAFT, ROCKER
30	37027		4	SUPPORT, ROCKER SHAFT
31	10-37025		2	SCREW, SUPPORT TO CYLINDER HEAD (55MM)
32	12-37026		2	WASHER, ROCKER SHAFT SUPPORT SCREW
33	11-37035		2	NUT, ROCKER SHAFT SUPPORT STUD
34	12-37026		2	WASHER, ROCKER SHAFT SUPPORT STUD
35	18-37041		1	PIN (HAIR), ROCKER SHAFT
36	24-37043		2	SPRING, ROCKER SHAFT (SHORT)
37	24-37028		3	SPRING, ROCKER SHAFT (LONG)
-	27-37073A		1	GASKET SET-Miscellaneous

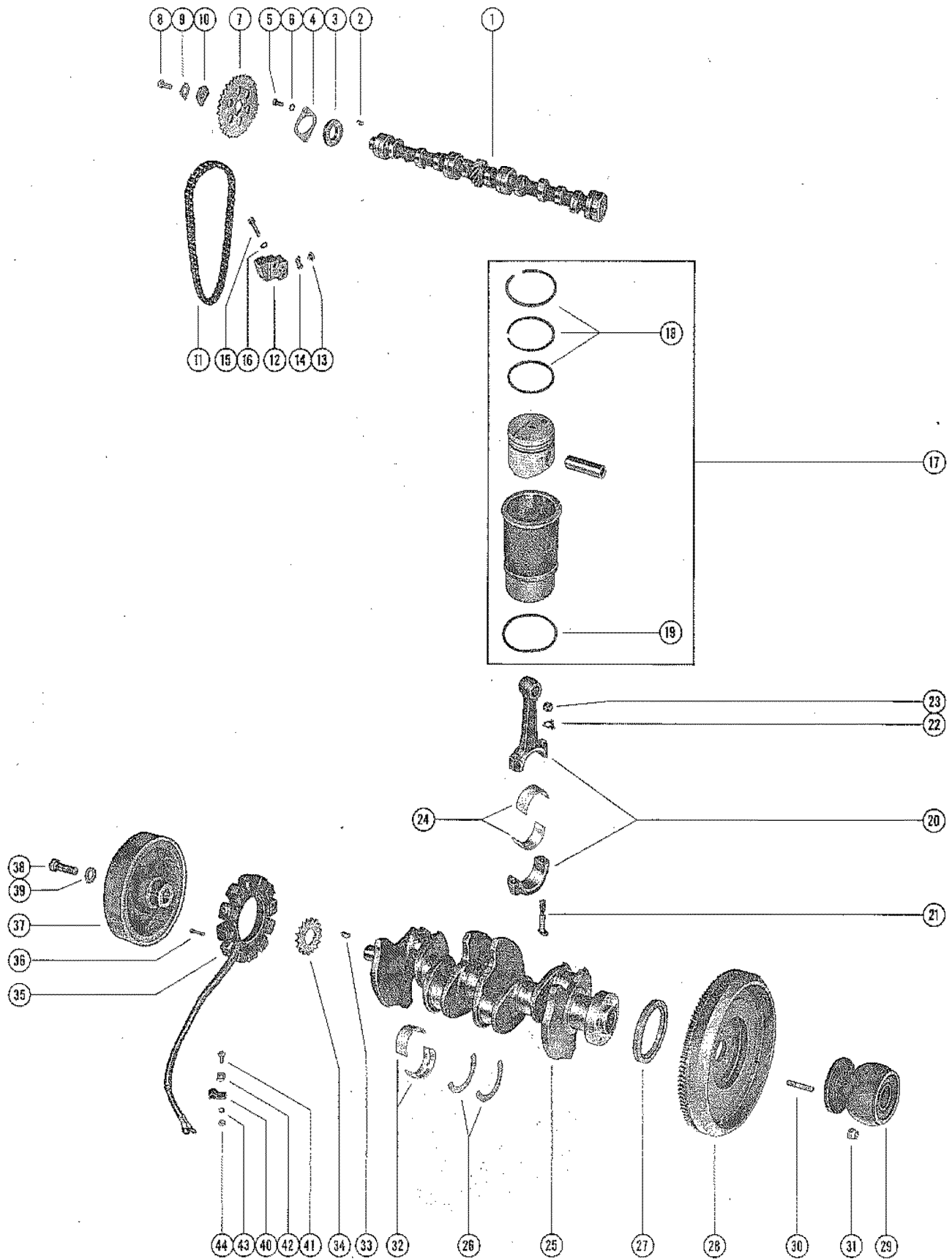
CYLINDER BLOCK, OIL PAN AND OIL PUMP ASSEMBLY



CYLINDER BLOCK, OIL PAN AND OIL PUMP ASSEMBLY

REF. NO.	PART NO.	SYM.	QTY.	DESCRIPTION
1	845-2599		1	CYLINDER BLOCK ASSEMBLY
2	17-37062		1	DOWEL, CYLINDER BLOCK TO CYLINDER HEAD
3	17-37062		2	DOWEL, CYLINDER BLOCK TO FLYWHEEL HOUSING
4	19-37063		1	WELCH PLUG, CAMSHAFT BEARING HOLE - CYLINDER BLOCK
5	22-37065		2	PLUG, OIL PASSAGE HOLE - CYLINDER BLOCK
6	10-37069		10	SCREW, MAIN BEARING CAP TO CYLINDER BLOCK (55MM)
7	12-37068		10	WASHER, MAIN BEARING CAP SCREW
8	23-37067		10	SPACER, MAIN BEARING CAP SCREW
9	37110		1	GAUGE, OIL LEVEL (DIP STICK)
10	23-37111		1	SLEEVE, OIL LEVEL GAUGE - CYLINDER BLOCK
11	27-37128		1	GASKET, OIL PUMP (Part of 27-37073A1)
12	10-37130		3	SCREW, OIL PUMP TO CYLINDER BLOCK (20MM)
13	12-37129		3	WASHER, OIL PUMP SCREW
14	37124		1	OIL PUMP ASSEMBLY
15	37126		1	SHAFT, OIL PUMP
16	23-37127		1	BUSHING, OIL PUMP SHAFT
17	10-37130		4	SCREW, OIL PUMP CLAMPING (20MM)
18	12-37129		4	WASHER, OIL PUMP CLAMPING SCREW
19	37131		1	GUIDE, OIL PRESSURE RELEASE VALVE
20	24-37132		1	SPRING, TENSION - OIL PRESSURE RELEASE VALVE
21	30-37133		1	BALL, OIL PRESSURE RELEASE VALVE
22	37134		1	RETAINER, OIL PRESSURE RELEASE VALVE
23	37109		1	OIL PAN
24	27-37098		1	GASKET SET, OIL PAN
25	22-37106		1	PLUG, DRAIN - OIL PAN
26	27-37105		1	GASKET, OIL PAN DRAIN PLUG (Part of 27-37073A1)
27	10-37107		14	SCREW, OIL PAN TO CYLINDER BLOCK (13MM)
28	12-37108		14	WASHER, OIL PAN SCREW
29	38463		1	OIL FILTER
30	37125		1	ADAPTOR, OIL FILTER TO CYLINDER BLOCK
31	54-34764		1	EYE, LIFTING - CYLINDER BLOCK
32	10-38563		1	SCREW, LIFTING EYE TO CYLINDER BLOCK (20MM)
33	13-26993		1	LOCKWASHER, LIFTING EYE SCREW
34	38-38876		1	SERIAL PLATE, CYLINDER BLOCK
35	17-37082		2	RIVET, SERIAL PLATE TO CYLINDER BLOCK
36	38550A1		1	COVER ASSEMBLY, TIMING
37	26-38517		1	OIL SEAL, TIMING COVER
38	27-37073		1	GASKET, TIMING COVER (Part of 27-37073A1)
39	10-38521		10	SCREW, TIMING COVER TO CYLINDER BLOCK (18MM)
40	13-26992		10	LOCKWASHER, TIMING COVER SCREW
41	54-33361		1	CLIP, TIMING COVER SCREW
-	27-37073A1		1	GASKET SET-Miscellaneous

CAMSHAFT, CRANKSHAFT, PISTONS, FLYWHEEL AND STATOR

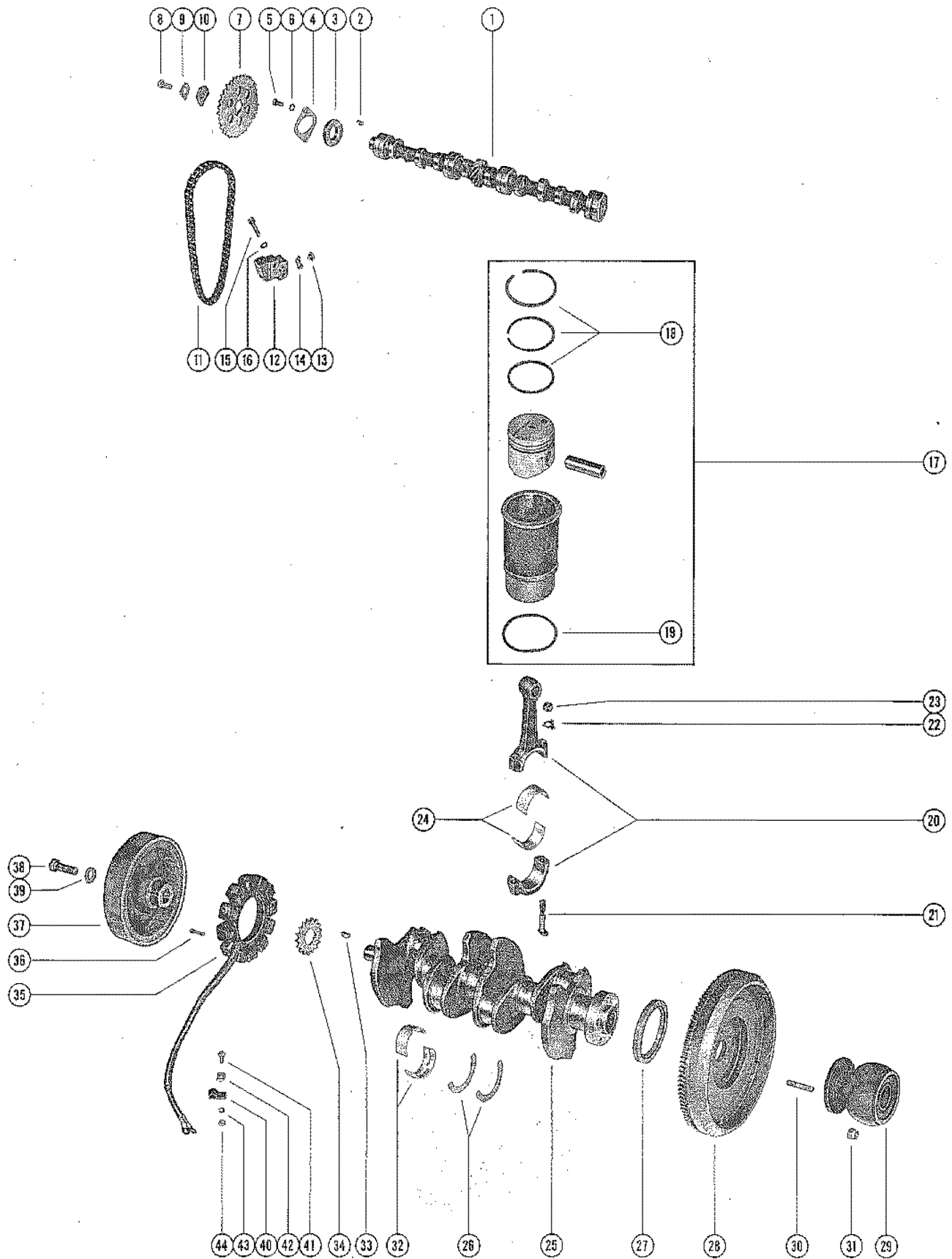


CAMSHAFT, CRANKSHAFT, PISTONS, FLYWHEEL AND STATOR

REF. NO.	PART NO.	SYM.	QTY.	DESCRIPTION
1	435-2593		1	CAMSHAFT
2	28-37047		1	KEY, CAMSHAFT
3	23-37048		1	SPACER, THRUST - CAMSHAFT
4	37049		1	PLATE, THRUST - CAMSHAFT
5	10-37050		2	SCREW, THRUST PLATE TO CYLINDER BLOCK (12MM)
6	12-37051		2	WASHER, THRUST PLATE SCREW
7	43-37053		1	GEAR, TIMING - CAMSHAFT
8	10-37056		1	SCREW, TIMING GEAR TO CAMSHAFT (30MM)
9	14-37055		1	TAB WASHER, TIMING GEAR SCREW
10	12-37054		1	WASHER, TIMING GEAR SCREW
11	37052		1	CHAIN, TIMING - CRANKSHAFT AND CAMSHAFT TIMING GEARS
12	37059		1	TENSIONER BLOCK ASSEMBLY, TIMING CHAIN
13	10-37060		1	SCREW, SPRING GUIDE - TENSIONER BLOCK
14	13-37061		1	LOCKWASHER, SPRING GUIDE SCREW
15	10-37057		2	SCREW, TENSIONER BLOCK TO CYLINDER BLOCK (30MM)
16	12-37051		2	WASHER, TENSIONER BLOCK SCREW
17	740-2923		4	PISTON AND PISTON LINER ASSEMBLY
18	39-37099A1		4	PISTON RING ASSEMBLY
19	27-37102A1		4	GASKET ASSEMBLY, CYLINDER SLEEVE
20	616-2594		AR	CONNECTING ROD ASSEMBLY (GREEN)
	616-2595		AR	CONNECTING ROD ASSEMBLY (BLUE)
	616-2596		AR	CONNECTING ROD ASSEMBLY (YELLOW AND BLUE)
	616-2597		AR	CONNECTING ROD ASSEMBLY (RED AND BLACK)
21	10-37115		8	SCREW, CONNECTING ROD CAP
22	14-37113		8	TAB WASHER, CONNECTING ROD CAP SCREW USED ON EARLY MODELS ONLY
23	11-37114		8	NUT, CONNECTING ROD CAP SCREW
24	23-37118		1	BEARING SET (4 PAIRS), CONNECTING ROD (44MM)(STANDARD)
	23-37119		1	BEARING SET (4 PAIRS), CONNECTING ROD (43.75MM)
	23-37120		1	BEARING SET (4 PAIRS), CONNECTING ROD (43.5MM)
25	434-2592		1	CRANKSHAFT
26	15-37070		AR	SHIM, SPACER - MAIN BEARING (2.30MM)
	15-37071		AR	SHIM, SPACER - MAIN BEARING (2.40MM)
	15-37072		AR	SHIM, SPACER -M MAIN BEARING (2.45MM)
27	26-37066		1	SEAL, REAR MAIN - CRANKSHAFT (CYLINDER BLOCK)
28	228-2603		1	FLYWHEEL ASSEMBLY, CRANKSHAFT (ENGINE COUPLING END)
29	38173A1		1	ENGINE COUPLING ASSEMBLY
30	16-38243		5	STUD, ENGINE COUPLING TO FLYWHEEL (1 27/32")
31	11-38270		5	NUT, ENGINE COUPLING STUD
32	23-37121		1	BEARING SET (5 PAIRS), CRANKSHAFT (46MM)(STANDARD)
	23-37122		1	BEARING SET (5 PAIRS), CRANKSHAFT (45.75MM)

CONTINUED ON NEXT PAGE ➡

CAMSHAFT, CRANKSHAFT, PISTONS, FLYWHEEL AND STATOR

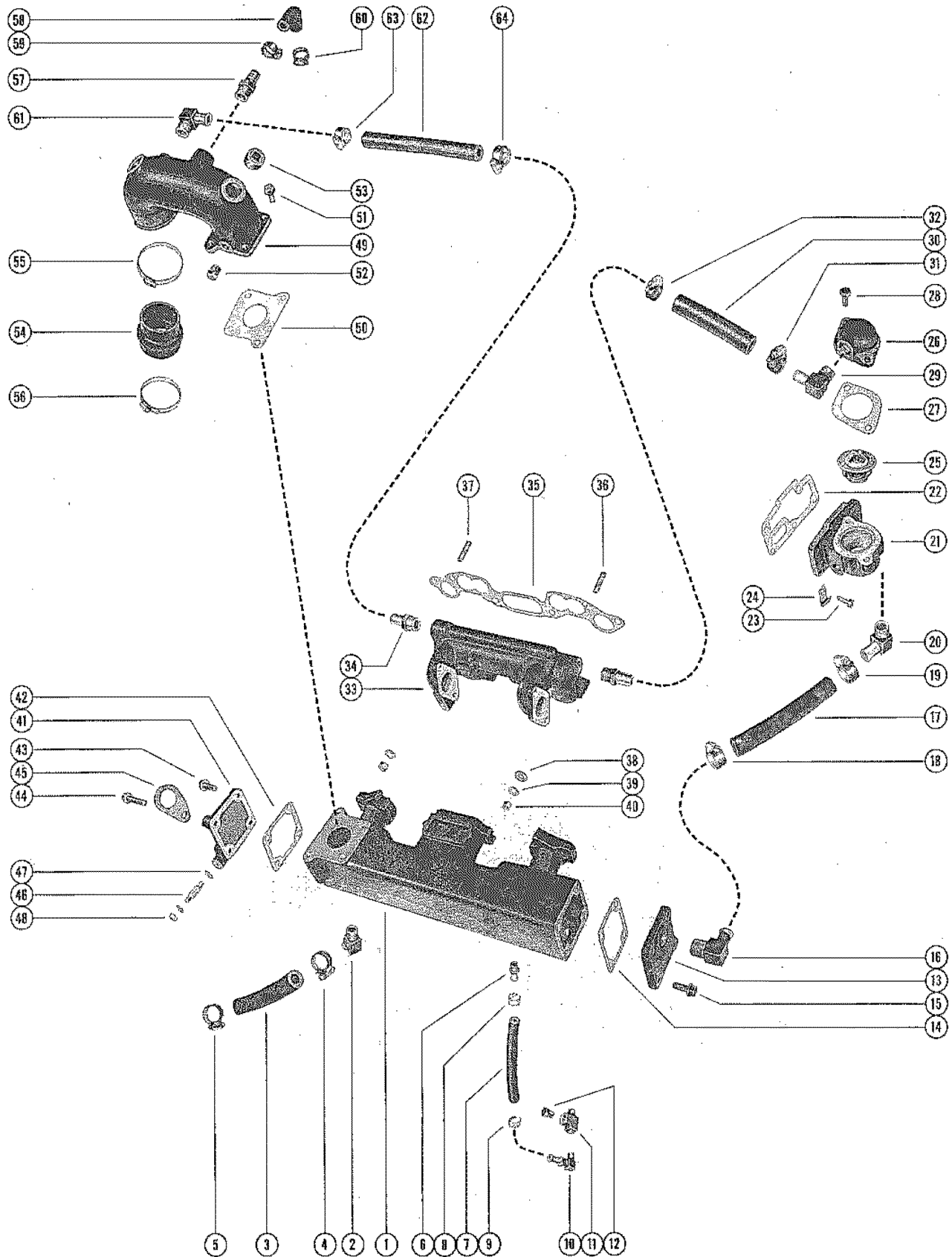


CAMSHAFT, CRANKSHAFT, PISTONS, FLYWHEEL AND STATOR

REF. NO.	PART NO.	SYM.	QTY.	DESCRIPTION
32	23-37123		1	BEARING SET (5 PAIRS), CRANKSHAFT (45.5MM)
33	28-37116		1	KEY, CRANKSHAFT
34	43-37117		1	GEAR,TIMING - CRANKSHAFT
35	398-2566		1	STATOR, ALTERNATOR
36	10-32614		4	SCREW, STATOR TO TIMING COVER (7/8")
37	227-2567A1		1	FLYWHEEL ASSEMBLY, CRANKSHAFT (STATOR END)
38	10-38554		1	SCREW,FLYWHEEL TO CRANKSHAFT (40MM)
39	12-24889		1	WASHER, FLYWHEEL SCREW
40	54-22740		1	CLAMP, STATOR LEAD TO MOUNTING BRACKET
41	10-20456		1	SCREW, STATOR LEAD CLAMP TO MOUNTING BRACKET (5/8")
42	22789		1	"D" WASHER, STATOR LEAD CLAMP SCREW
43	13-26996		1	LOCKWASHER, STATOR LEAD CLAMP SCREW
44	11-20645		1	NUT, STATOR LEAD CLAMP SCREW

When ordering connecting rods, check the color marks on the side of the rod, and order the same color by part number. Some production rods are of different color combinations than listed. In these cases, order according to nearest color. Each engine has the same color marks throughout.

EXHAUST MANIFOLD, INTAKE MANIFOLD AND EXHAUST ELBOW

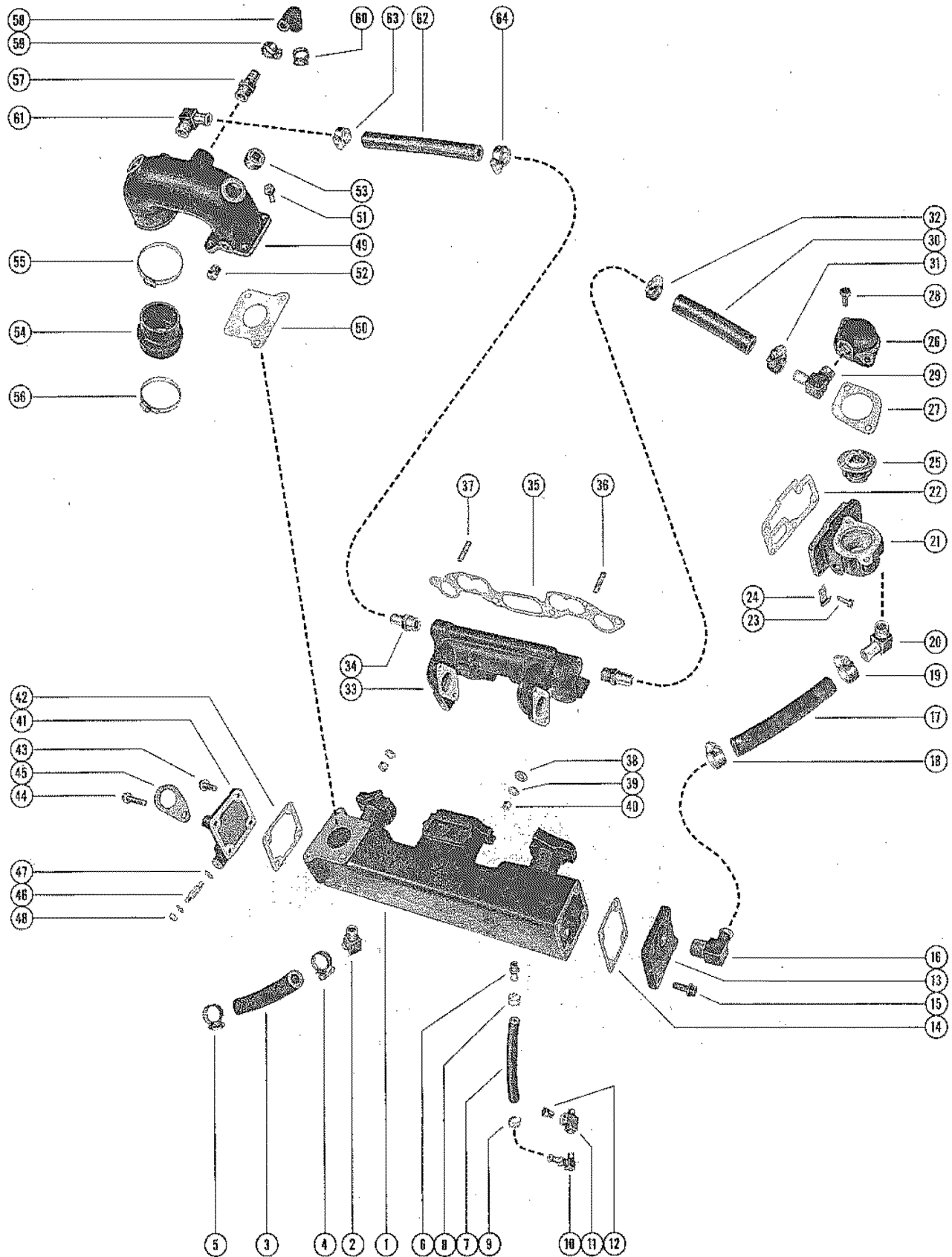


EXHAUST MANIFOLD, INTAKE MANIFOLD AND EXHAUST ELBOW

REF. NO.	PART NO.	SYM.	QTY.	DESCRIPTION
1	38420		1	EXHAUST MANIFOLD
2	22-38565		1	FITTING, EXHAUST MANIFOLD - WATER INLET HOSE
3	32-38306		1	HOSE, WATER INLET - EXHAUST MANIFOLD FITTING TO TRANSOM PLAT
4	54-35830		1	CLAMP, WATER INLET HOSE TO EXHAUST MANIFOLD FITTING
5	54-35830		1	CLAMP, WATER INLET HOSE TO TRANSOM PLATE COUPLING
6	22-33060		1	NIPPLE, EXHAUST MANIFOLD - BLEED HOSE
7	32-38437		1	HOSE, BLEED - EXHAUST MANIFOLE TO CYLINDER BLOCK (5")
8	54-38863		1	CLAMP, BLEED HOSE TO EXHAUST MANIFOLD
9	54-20386		1	CLAMP, BLEED HOSE TO CYLINDER BLOCK
10	22-38831		1	ELBOW, CYLINDER BLOCK TEE - BLEED HOSE
11	22-28624		1	TEE, CYLINDER BLOCK - BLEED ELBOW
12	22-32802		1	PLUG, CYLINDER BLOCK DRAIN - TEE
13	38421		1	COVER, EXHAUST MANIFOLD (FRONT)
14	27-38561		1	GASKET, FRONT EXHAUST MANIFOLD COVER (Part of 27-37097A1)
15	10-35388		4	SCREW, FRONT COVER TO EXHAUST MANIFOLD (1")
16	22-32715		1	ELBOW, FRONT COVER
17	32-38436		1	HOSE, THERMOSTAT CONTAINER TO EXHAUST MANIFOLD (5 7/8")
18	54-38819		1	CLAMP, HOSE TO EXHAUST MANIFOLD
19	54-38819		1	CLAMP, HOSE TO THERMOSTAT CONTAINER
20	22-32715		1	ELBOW, THERMOSTAT CONTAINER
21	38418		1	CONTAINER, THERMOSTAT
22	27-38555		1	GASKET, THERMOSTAT CONTAINER
23	10-38521		6	SCREW, THERMOSTAT CONTAINER TO CYLINDER HEAD (18MM)
24	54-33361		1	CLIP, WIRING HARNESS - THERMOSTAT CONTAINER SCREW
25	35884		1	THERMOSTAT
26	38419		1	COVER, THERMOSTAT
27	27-38556		1	GASKET, THERMOSTAT COVER
28	10-21077		2	SCREW, COVER TO THERMOSTAT CONTAINER (7/8")
29	22-32715		1	ELBOW, THERMOSTAT COVER
30	32-38435		1	HOSE, THERMOSTAT COVER TO INTAKE MANIFOLD (4")
31	54-38819		1	CLAMP, HOSE TO THERMOSTAT COVER ELBOW
32	54-38819		1	CLAMP, HOSE TO INTAKE MANIFOLD CONNECTOR
33	38424		1	INTAKE MANIFOLD
34	22-33066		2	CONNECTOR, INTAKE MANIFOLD
35	27-37097		1	GASKET, INTAKE AND EXHAUST MANIFOLD TO CYLINDER HEAD (Part of 27-37097A1)
36	16-37084		4	STUD, INTAKE AND EXHAUST MANIFOLD TO CYLINDER HEAD (38MM)
37	16-37087		2	STUD, EXHAUST MANIFOLD TO CYLINDER HEAD (42MM)

CONTINUED ON NEXT PAGE ➡

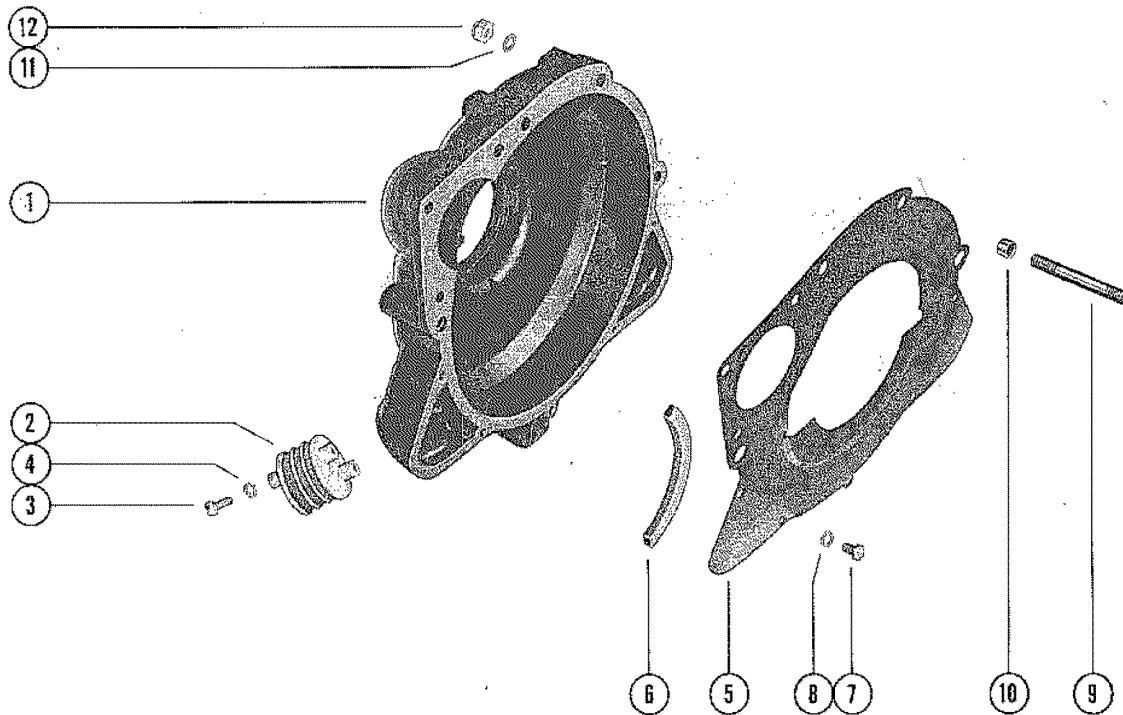
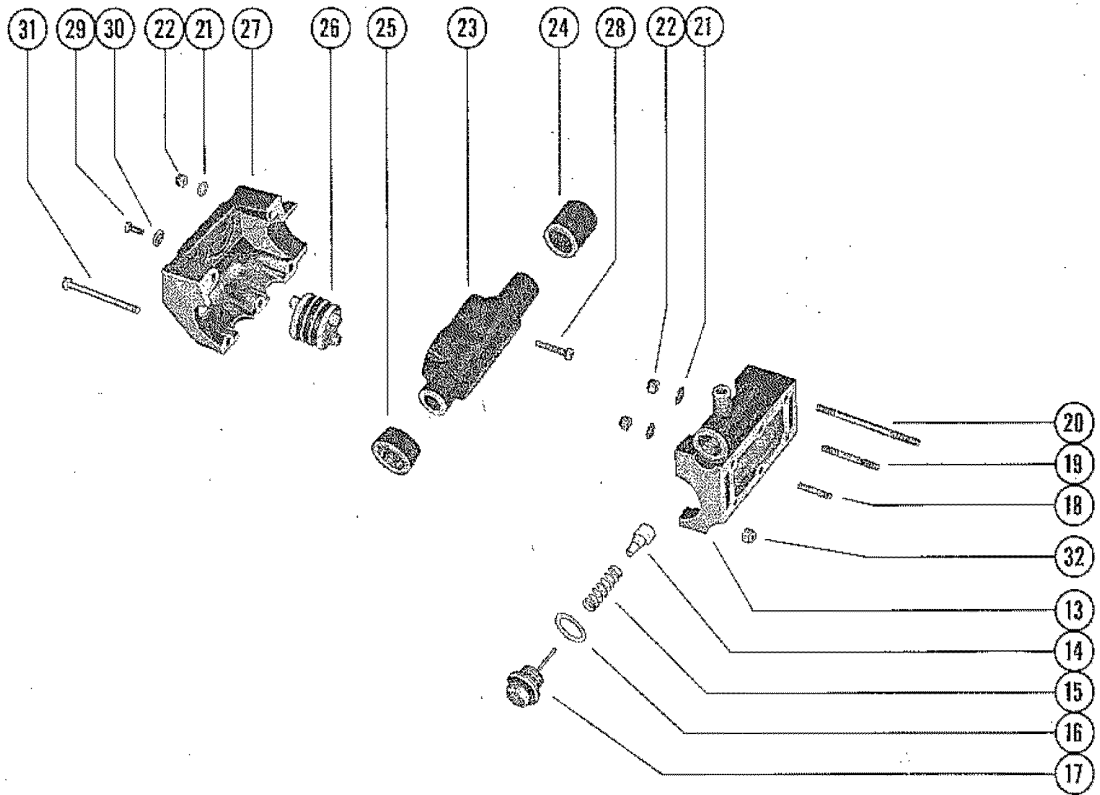
EXHAUST MANIFOLD, INTAKE MANIFOLD AND EXHAUST ELBOW



EXHAUST MANIFOLD, INTAKE MANIFOLD AND EXHAUST ELBOW

REF. NO.	PART NO.	SYM.	QTY.	DESCRIPTION
38	12-20103		4	WASHER, SPACER - CYLINDER HEAD STUD
39	12-37086		6	WASHER, CYLINDER HEAD STUD
40	11-37085		6	NUT, CYLINDER HEAD STUD
41	38422		1	COVER, EXHAUST MANIFOLD (REAR)
42	27-38561		1	GASKET, REAR EXHAUST MANIFOLD COVER (Part of 27-37097A1)
43	10-35388		2	SCREW, REAR COVER TO EXHAUST MANIFOLD (1")
44	10-38535		2	SCREW, REAR COVER TO EXHAUST MANIFOLD (1 1/2")
45	54-34764		1	EYE, LIFTING - REAR COVER SCREW
46	16-38525		1	STUD, THROTTLE CABLE TO REAR COVER
47	12-24664		2	WASHER, THROTTLE CABLE STUD
48	11-20586		1	NUT, THROTTLE CABLE STUD
49	38423		1	ELBOW, EXHAUST
50	27-38562		1	GASKET, EXHAUST ELBOW (Part of 27-37097A1)
51	10-35388		4	SCREW, EXHAUST ELBOW TO EXHAUST MANIFOLD (1")
52	22-36382		1	PLUG, PIPE - EXHAUST ELBOW DRAIN (1/4-18")
53	22-33198		3	PLUG, PIPE - EXHAUST ELBOW (3/4-14")
54	38184		1	BELLOWS, EXHAUST
55	54-32739		1	CLAMP, EXHAUST BELLOWS TO EXHAUST ELBOW
56	54-32739		1	CLAMP, EXHAUST BELLOWS TO TRANSOM PLATE
57	22-33066		1	CONNECTOR, EXHAUST ELBOW
58	32-38571		1	HOSE, RELIEF VALVE TO EXHAUST ELBOW (MOLDED)
59	54-38819		1	CLAMP, HOSE TO EXHAUST ELBOW CONNECTOR
60	54-38819		1	CLAMP, HOSED TO RELIEF VALVE
61	22-32715		1	ELBOW, EXHAUST ELBOW
62	32-38436		1	HOSE, INTAKE MANIFOLD TO EXHAUST ELBOW (5 7/8")
63	54-38819		1	CLAMP, HOSE TO EXHAUST ELBOW
64	54-38819		1	CLAMP, HOSE TO INTAKE MANIFOLD CONNECTOR
-	27-37097A1		1	GASKET SET-Manifold

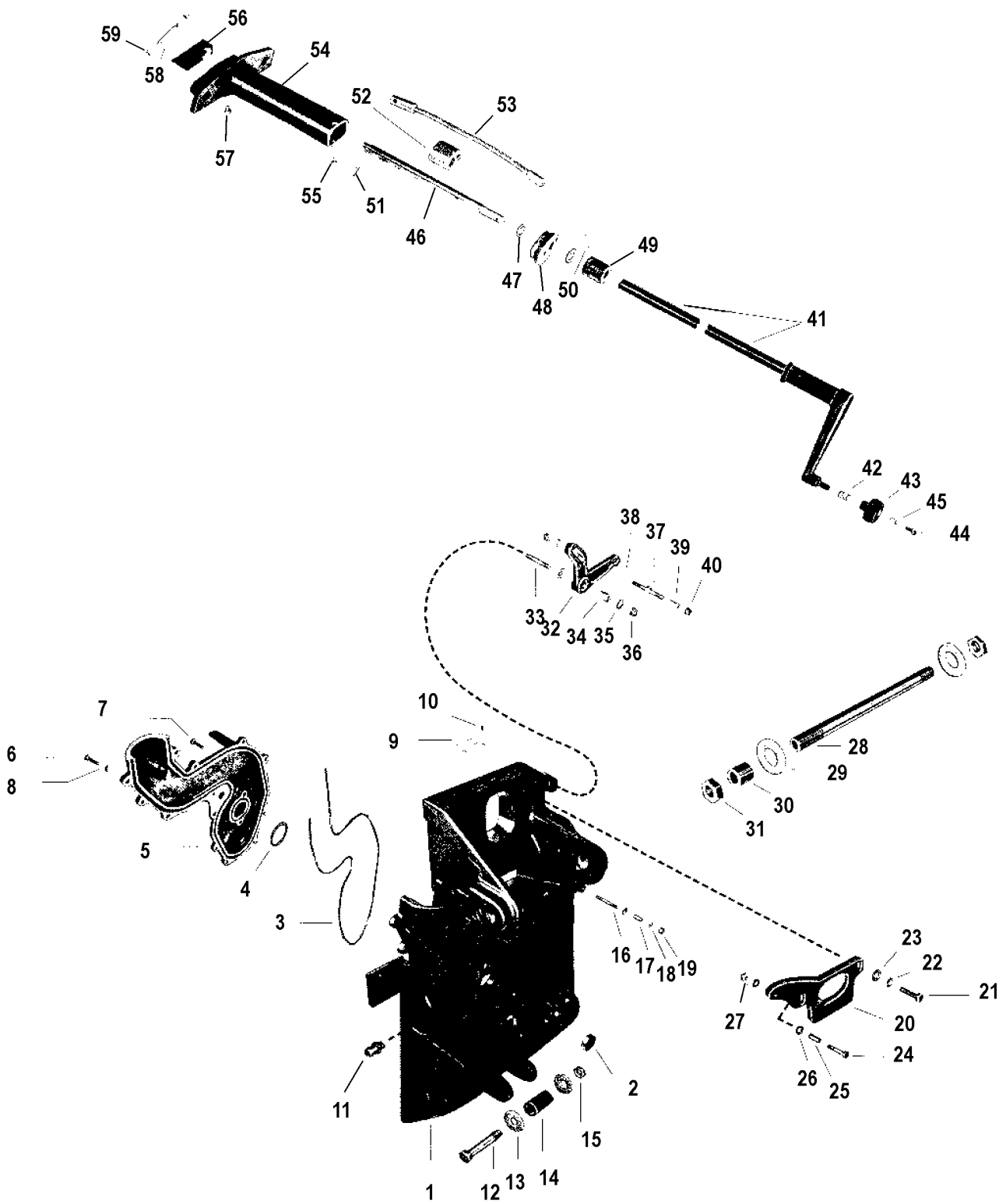
FLYWHEEL HOUSING AND MOUNTING HOUSINGS



FLYWHEEL HOUSING AND MOUNTING HOUSINGS

REF. NO.	PART NO.	SYM.	QTY.	DESCRIPTION
1	38164		1	HOUSING, FLYWHEEL
2	38185		2	MOUNT, RUBBER - FLYWHEEL HOUSING
3	10-21722		8	SCREW, RUBBER MOUNT TO FLYWHEEL HOUSING AND TRANSOM PLATE (5
4	13-26992		8	LOCKWASHER, RUBBER MOUNT SCREW
5	38166		1	COVER, FLYWHEEL HOUSING
6	27-38309		1	GASKET, FLYWHEEL COVER
7	10-20776		5	SCREW, FLYWHEEL COVER TO FLYWHEEL HOUSING (1/2")
8	13-26992		5	LOCKWASHER, FLYWHEEL COVER SCREW
9	16-38242		4	STUD, FLYWHEEL HOUSING TO CYLINDER BLOCK (3 3/8")
10	23-38244		2	BUSHING, FLYWHEEL HOUSING STUD
11	12-20086		4	WASHER, FLYWHEEL HOUSING STUD
12	11-23161		4	NUT, FLYWHEEL HOUSING STUD
13	38170A1		1	HOUSING ASSEMBLY, FRONT MOUNT
14	35086		1	BUTTON, CHECK VALVE - FRONT MOUNT HOUSING
15	24-32726		1	SPRING, TENSION - RELIEF VALVE
16	27-32019		1	GASKET, RELIEF VALVE CAP (Part of 27-37073A1)
17	32729A1		1	CAP ASSEMBLY, RELIEF VALVE
18	16-38236		3	STUD, FRONT MOUNT HOUSING TO CYLINDER HEAD (1 1/2")
19	16-38237		1	STUD, FRONT AND REAR MOUNT HOUSING TO CYLINDER HEAD (2 7/16"
20	16-38238		2	STUD, FRONT AND REAR MOUNT HOUSING TO CLINDER HEAD (5")
21	12-22937		6	WASHER, FRONT AND REAR MOUNT HOUSING STUD
22	11-38582		6	NUT, FRONT AND REAR MOUNT HOUSING STUD
23	38172		1	CARRIER, RUBBER MOUNT
24	23-38307		1	SLEEVE, RUBBER - MOUNT CARRIER (1 11/16")
25	23-38308		1	SLEEVE, RUBBER - MOUNT CARRIER (13/16")
26	38185		2	MOUNT, RUBBER - REAR MOUNT HOUSING AND MOUNT CARRIER
27	38171		1	HOUSING, REAR MOUNT
28	10-22960		4	SCREW, RUBBER MOUNT TO MOUNT CARRIER (1 3/8")
29	10-20776		4	SCREW, RUBBER MOUNT TO REAR MOUNT HOUSING (1/2")
30	12-28426		4	WASHER, RUBBER MOUNT SCREW
31	10-33008		3	SCREW, REAR MOUNT HOUSING TO FRONT MOUNT HOUSING (3 1/2")
32	11-35814		3	NUT, REAR MOUNT HOUSING SCREW
-	27-37095A1		1	GASKET SET(CYLINDER HEAD)
-	27-37097A1		1	GASKET SET(MANIFOLD)
-	27-37073A1		1	GASKET SET(MISCELLANEOUS)

TRANSOM PLATE ASSEMBLY AND MANUAL TILT



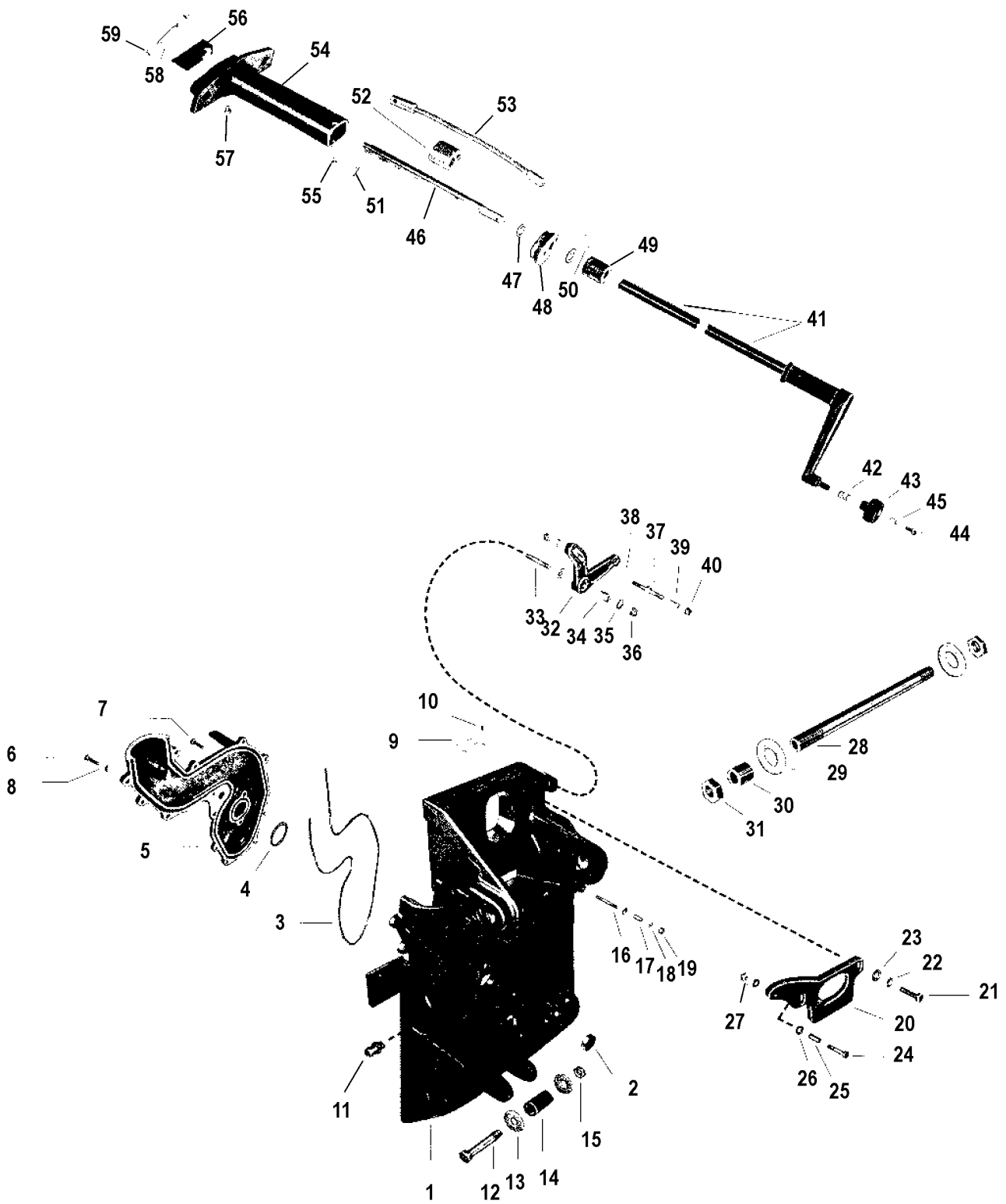
2500

TRANSOM PLATE ASSEMBLY AND MANUAL TILT

REF. NO.	PART NO.	SYM.	QTY.	DESCRIPTION
1	38163A3		1	TRANSOM PLATE ASSEMBLY
2	26-38235		1	OIL SEAL
3	38371		1	SEAL-Exhaust
4	25-31144		1	O RING-Exhaust cover
5	38165		1	EXHAUST COVER
6	10-38870		13	SCREW-Exhaust Cover to Transom Plate (7/8 IN.)
7	10-38874		2	SCREW-Exhaust Cover to Transom Plate (3/4 IN.)
8	11-34688		14	NUT-Exhaust Cover Screw
9	38-38234		1	NAME PLATE
10	10-22290		2	DRIVE SCREW-Name Plate to Transom Plate
11	22-38939		1	COUPLING-Water Inlet Hose
12	10-38245		1	SCREW-Flywheel Housing to Transom Plate (3-3/4 IN.)
13	12-38246		2	WASHER-Fiber-Flywheel Housing Screw
14	23-38247		1	SLEEVE-Flywheel Housing Screw
15	11-38248		1	NUT-Flywheel Housing Screw
16	16-20353		1	STUD-Shift Cable to Transom Plate (1-3/4 IN.)
17	23-31866		1	SPACER-Shift Cable Stud
18	12-39143		2	WASHER-Shift Cable Stud
19	11-20361		1	NUT-Shift Cable Stud
20	38372		1	ANCHOR-Sender Housing-Transom Plate
21	10-21477		2	SCREW-Sender Housing Anchor to Transom Plate (1-1/4 IN.)
22	13-26993		2	LOCKWASHER-Sender Housing Anchor Screw
23	12-26825		2	WASHER-Sender Housing Anchor Screw
24	10-22659		1	SCREW-Sender Housing to Anchor (1-5/8 IN.)
25	23-31866		1	SPACER-Sender Housing Screw
26	12-39143		2	WASHER-Sender Housing Screw
27	11-20361		1	NUT-Sender Housing Screw
28	32-38186		1	STEERING CABLE GUIDE TUBE
29	12-38239		2	WASHER-Fiber-Steering Cable Guide Tube
30	23-38684		1	SLEEVE-Steering Cable Tube-Transom Plate
31	11-35222		2	NUT-Steering Cable Guide Tube
32	38194		1	SHIFT CABLE LEVER-Transom Plate
33	16-32698		1	STUD-Shift Cable Lever to Transom Plate
34	23-31758		1	SPACER-Shift Cable Lever Stud
35	12-26825		2	WASHER-Shift Cable Lever Stud
36	11-35814		1	NUT-Shift Cable Lever Stud
37	16-34069		1	STUD-Sender Housing to Shift Cable Lever
38	12-39143		2	WASHER-Sender Housing Stud
39	23-31866		1	SPACER-Sender Housing Stud
40	11-20361		2	NUT-Sender Housing Stud
41	38180A1		1	MANUAL TILT CRANK ASSEMBLY
42	23-31757		1	BUSHING-Nylon
43	38212		1	KNOB

CONTINUED ON NEXT PAGE ➡

TRANSOM PLATE ASSEMBLY AND MANUAL TILT

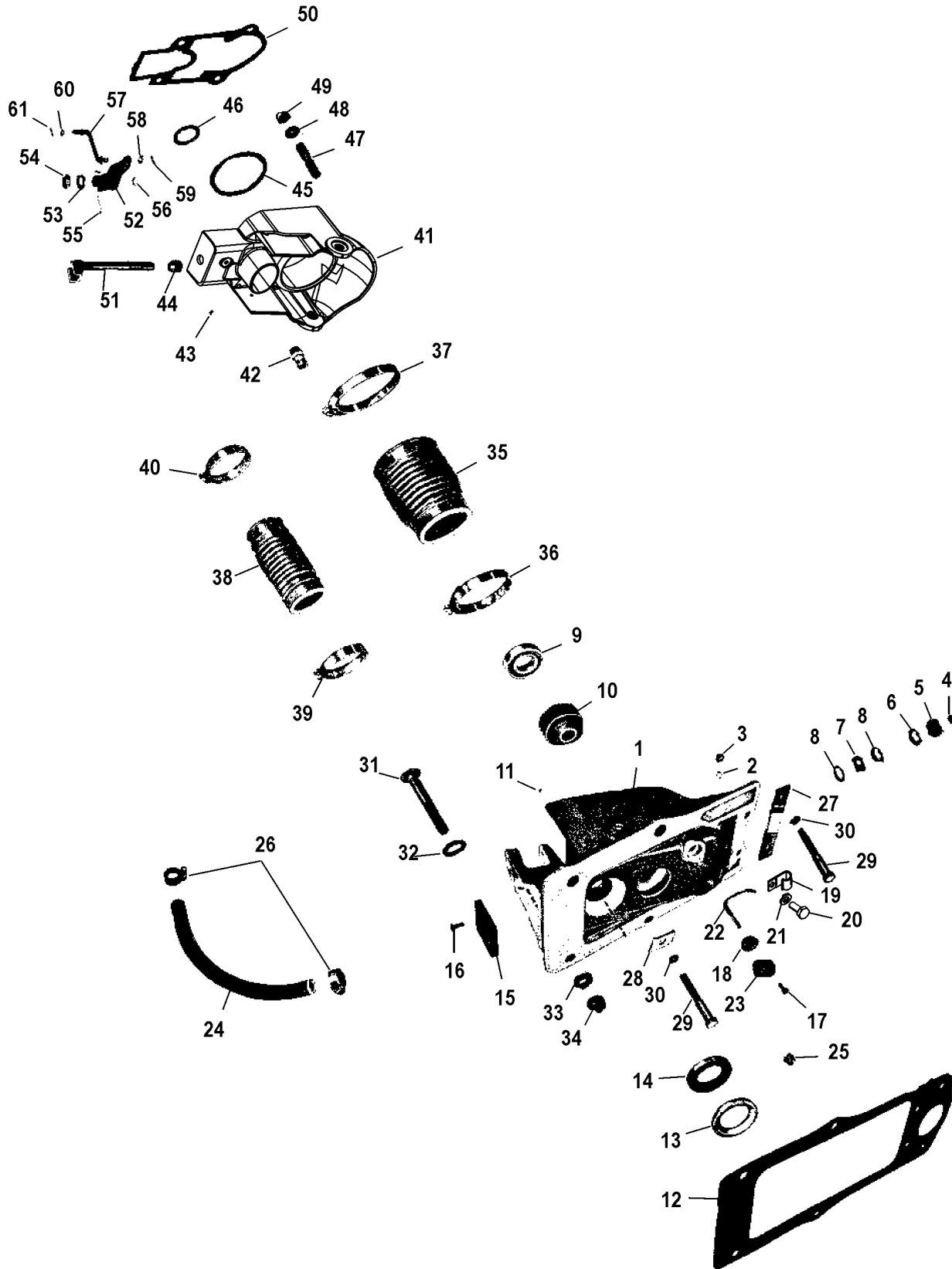


2500

TRANSOM PLATE ASSEMBLY AND MANUAL TILT

REF. NO.	PART NO.	SYM.	QTY.	DESCRIPTION
44	10-34615		1	SCREW -Knob to Manual Tilt Crank (15/16 IN.)
45	23-28214		1	SPACER
46	10-38183		1	SCREW-Manual Tilt
47	12-24501		2	WASHER-Manual Tilt Screw
48	38159		1	CAP-Manual Tilt Screw
49	38438		1	COUPLING-Manual Tilt Screw
50	17-38444		1	DOWEL PIN -Coupling to Manual Tilt Screw
51	17-38825		1	DOWEL PIN-Manual Tilt Screw
52	11-38232		1	NUT-Manual Tilt Screw and Manual Tilt Cable
53	38219A1		1	MANUAL TILT CABLE ASSEMBLY
54	38169		1	MANUAL TILT HOUSING
55	10-34695		2	SCREW-Cap to Manual Tilt Housing (5/16 IN.)
56	38182		1	GUIDE-Manual Tilt Cable
57	10-35092		2	SCREW-Cable Guide to Manual Tilt Housing (1/2 IN.)
58	17-38447		1	PIN-Manual Tilt Cable to Drive Shaft Housing
59	11-29488		2	NUT-Manual Tilt Cable Pin

GIMBAL/BELL HOUSING ASSEMBLY



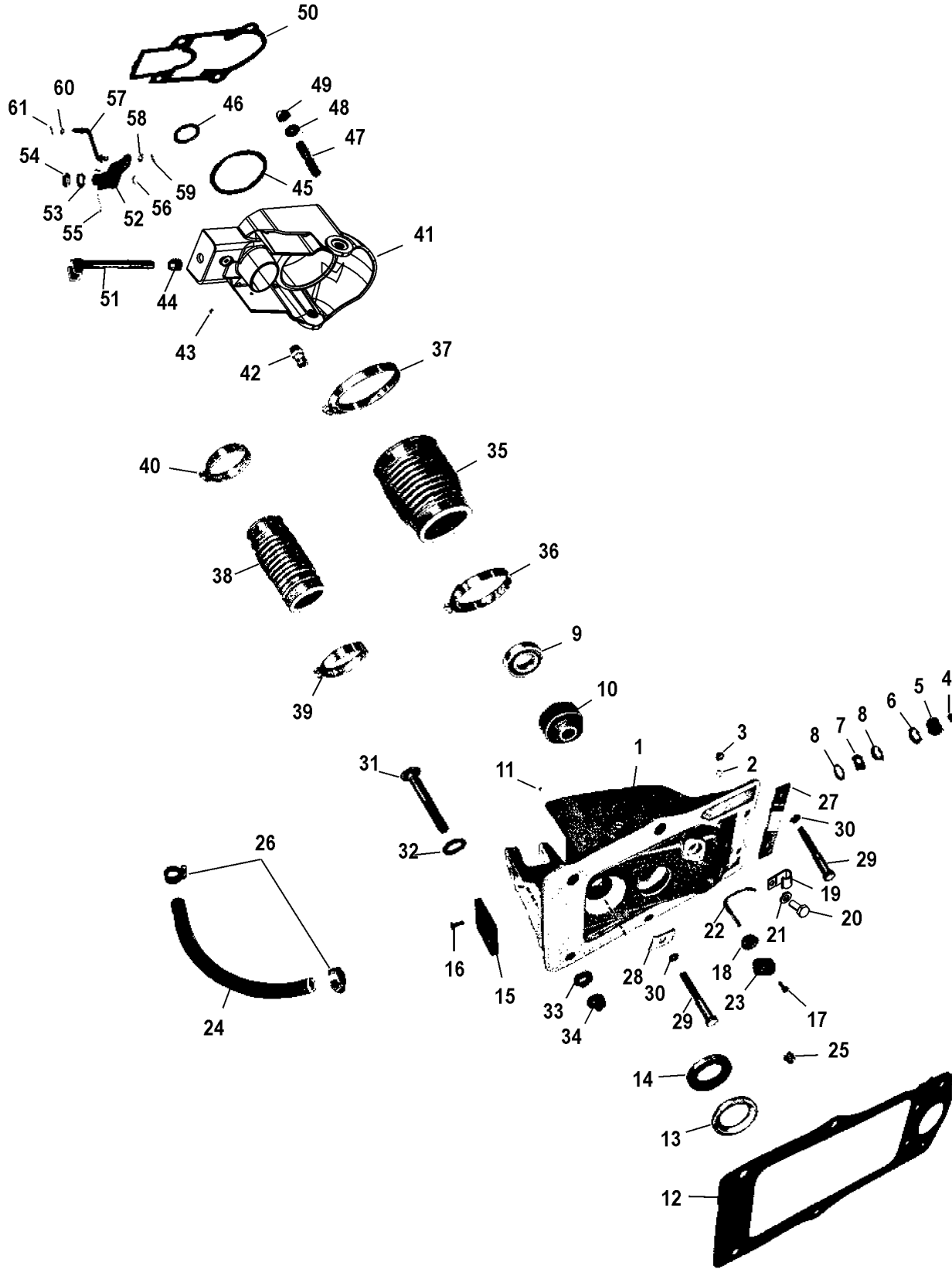
2375

GIMBAL/BELL HOUSING ASSEMBLY

REF. NO.	PART NO.	SYM.	QTY.	DESCRIPTION
1	38160A4		1	GIMBAL HOUSING ASSEMBLY
2	22-31345		1	GREASE FITTING
3	29359		1	LUBRICAP
4	19-38860		1	WELCH PLUG-Top
5	23-38634		1	BUSHING-Upper
6	26-32540		1	OIL SEAL-Upper Gimbal Housing Bushing
7	23-38196		1	BUSHING-Lower
8	26-32911		2	OIL SEAL-Lower Gimbal Housing Bushing
9	30-31561		1	BALL BEARING
10	38188		1	MOUNUT-Rubber-Gimbal Housing Ball Bearing
11	10-35046		8	DRIVE SCREW-Exhaust Flange
12	27-38168		1	GASKET-Gimbal Housing to Transom
13	38413		1	PILOT RING
14	26-38294		1	SEAL-Water
15	34762A1		1	PLATE ASSEMBLY-Inhibitor
16	10-34763		2	SCREW-Inhibitor Plate to Gimbal Housing (3/4 IN.)
17	10-34290		2	SCREW-Water Tube Cover to Gimbal Housing (5/8 IN.)
18	23-38265		1	BUSHING-Seal-Water Tube
19	54-38840		1	CLAMP-Water Tube to Gimbal Housing (S/N-1830978 & Up)
20	10-38862		1	SCREW-Water Tube Clamp to Gimbal Housing (5/8 IN.) (S/N-1830978 & Up)
21	13-26992		1	LOCKWASHER-Water Tube Clamp Screw (S/N-1830978 & Up)
22	32-38841		1	WATER TUBE (S/N-1830978 & Up)
	32-38264		1	WATER TUBE (S/N-1830977 & Below)
23	38209		1	COVER-Water Tube (S/N-1830978 & Up)
	38904		1	COVER-Water Tube (S/N-1830977 & Below)
24	32-38303		1	WATER HOSE-Gimbal Housing to Bell Housing (10-1/4 IN.) (S/N-1830978 & Up)
	32-38905		1	WATER HOSE-Gimbal Housing to Bell Housing (13 IN.) (S/N-1830977 & Below)
25	23-34103		1	BUSHING-Nylon-Water Tube Seal (S/N-1830977 & Below)
26	54-35830		2	CLAMP-Water Tube to Gimbal Housing and Bell Housing
27	38584		1	PLATE-Supporting-Transom Plate (Top)
28	12-38585		2	WASHER-Square-Transom Screw
29	10-38197		4	SCREW-Transom to Gimbal Housing (3-1/2 IN.)
30	13-30381		4	LOCKWASHER-Transom Screw
31	10-38233		4	BOLT-Gimbal Housing to transom Plate (4-1/4 IN.)
32	12-38403		4	WASHER-Rubber-Gimbal Housing Bolt
33	12-21900		4	WASHER-Gimbal Housing Bolt
34	11-34087		4	NUT-Gimbal Housing Bolt
35	38176A1		1	BELLOWS ASSEMBLY-Universal Joint
36	54-32739		1	CLAMP-Universal Joint Bellows to Gimbal Housing
37	54-38889		1	CLAMP-Universal Joint to Bell Housing
38	38177		1	EXHAUST BELLOWS

CONTINUED ON NEXT PAGE ➡

GIMBAL/BELL HOUSING ASSEMBLY

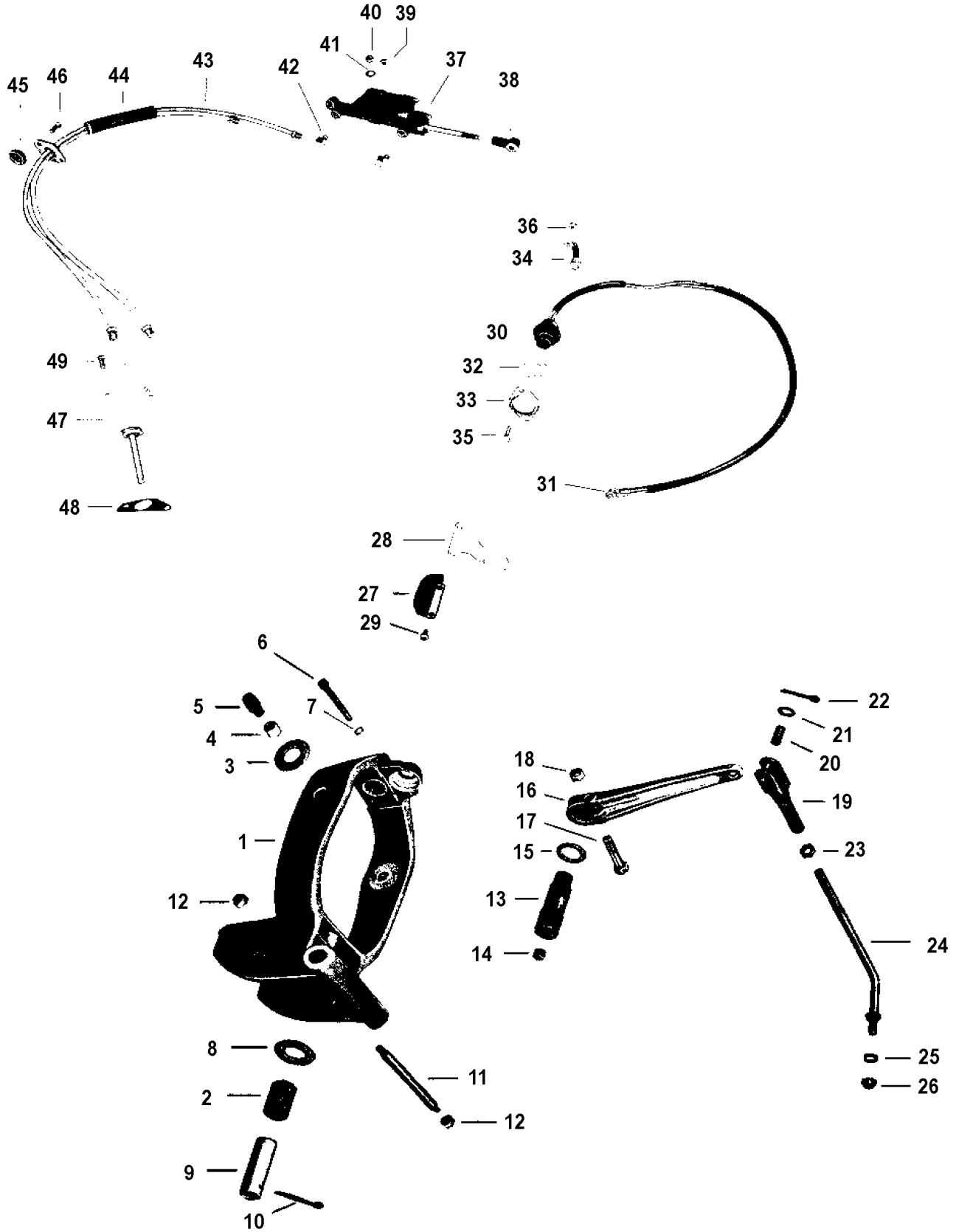


2375

GIMBAL/BELL HOUSING ASSEMBLY

REF. NO.	PART NO.	SYM.	QTY.	DESCRIPTION
39	54-38888		1	CLAMP-Exhaust Bellows to Gimbal Housing
40	54-38888		1	CLAMP-Exhaust Bellows to Bell Housing
41	38162A1		1	BELL HOUSING ASSEMBLY
42	22-38939		1	COUPLING-Water Hose to Bell Housing
43	10-35046		8	DRIVE SCREW
44	23-35088		1	BUSHING-Upper Shift Shaft-Bell Housing
45	25-31305		1	O RING (LARGE)
46	25-22762		1	O RING (SMALL)
47	16-35937		4	STUD-Bell Housing to Drive Shaft Housing (2-7/8 IN.)
48	12-35935		4	WASHER-Bell Housing Stud
49	11-34933		4	NUT-Bell Housing Stud
50	27-38178		1	GASKET-Bell Housing to Drive Shaft Housing
51	38190A1		1	UPPER SHIFT SHAFT ASSEMBLY
52	38189A1		1	UPPER SHIFT SHAFT LEVER ASSEMBLY
53	12-32510		1	WASHER-Plastic
54	12-38358		1	WASHER-Rubber
55	18-32857		1	COTTER PIN
56	19-32525		1	WELCH PLUG
57	38262A1		1	LINK ROD ASSEMBLY
58	12-38255		1	WASHER-Link Rod (1/2 IN. O.D.)
59	18-21071		1	COTTER PIN-Link Rod to Upper Shift Shaft Lever
60	12-30164		1	WASHER -Link Rod(3/8 IN. O.D.)
61	18-21071		1	COTTER PIN-Link Rod to Receiver Housing

GIMBAL RING ASSEMBLY, SENDER/RECEIVER HOUSING



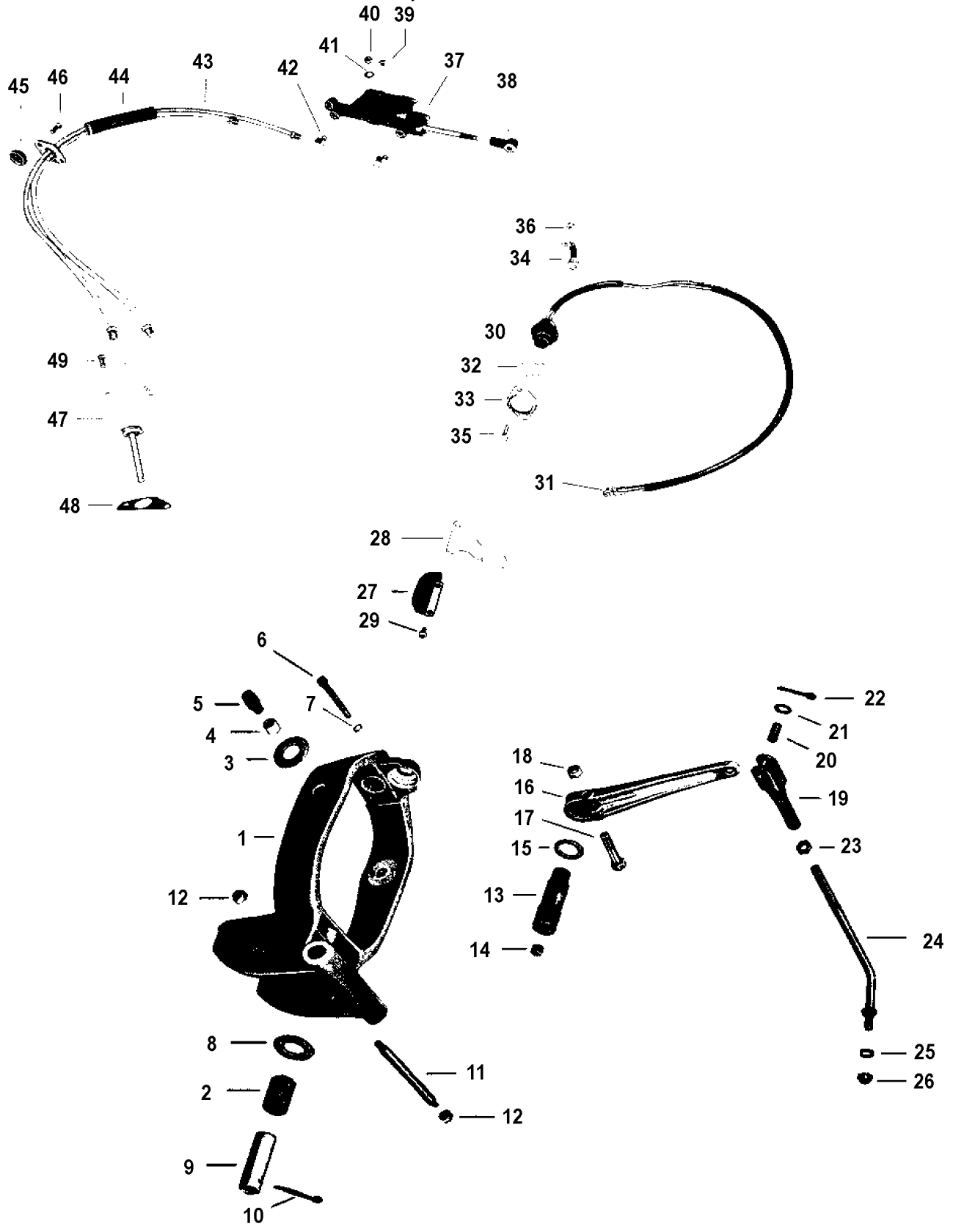
2501

GIMBAL RING ASSEMBLY, SENDER/RECEIVER HOUSING

REF. NO.	PART NO.	SYM.	QTY.	DESCRIPTION
1	38161A2		1	GIMBAL RING ASSEMBLY
2	23-38198		1	BUSHING (Lower)
3	12-38268		2	WASHER
4	23-38267		2	BUSHING-Hinge Pin
5	17-38266		2	HINGE PIN-Gimbal Ring to Bell Housing
6	10-33022		1	SCREW-Upper Swivel Shaft Retaining-Gimbal Ring
7	12-20546		1	WASHER-Upper Swivel Shaft Retaining Screw
8	12-32518		1	WASHER-Gimbal Housing to Gimbal Ring (Lower)
9	17-38199		1	SWIVEL PIN-Gimbal Housing to Gimbal Ring (Lower)
10	18-34159		1	COTTER PIN-Retaining-Lower Swivel Pin
11	17-38269		1	TILT PIN-Gimbal Ring
12	11-35814		2	NUT-Gimbal Ring Tilt Pin
13	32582		1	UPPER SWIVEL SHAFT-Gimbal Ring to Gimbal Housing
14	22-32561		1	PIPE PLUG-Upper Swivel Shaft
15	12-32996		AR	WASHER-Upper Swivel Shaft (.015)
	12-32997		AR	WASHER-Upper Swivel Shaft (.063)
16	38174		1	STEERING LEVER-Upper Swivel Shaft
17	10-32995		1	SCREW -Steering Lever to Upper Swivel Shaft (2 IN.)
18	11-20696		1	NUT-Steering Lever Screw
19	38192		1	YOKE-Steering Link Rod
20	17-38864A1		1	SWIVEL PIN ASSEMBLY-Yoke to Steering Lever
21	12-29629		1	WASHER
22	18-29623		1	COTTER PIN (S/N-1887256 & Up)
	18-38336		1	COTTER PIN (S/N-1887255 & Below)
23	11-20101		1	JAM NUT-Steering Link Rod
24	38187A1		1	STEERING LINK ROD ASSEMBLY
25	12-20086		1	WASHER-Steering Link Rod
26	11-20509		1	NUT-Steering Link Rod to Steering Cable
27	38886		1	BUMPER-Gimbal Ring
28	31897		1	LEVER-Tilt Stop Switch Actuating-Gimbal Ring
29	10-31903		2	SCREW-Actuating Lever and Bumper to Gimbal Ring (3/8 IN.)
30	38296A1		1	TILT STOP SWITCH ASSEMBLY-Gimbal Ring
31	22924		2	TERMIANL-Tilt Stop Switch
32	23-31902		1	SPACER-Tilt Stop Switch to Retaining Plate
33	31899		1	RETAINING PLATE-Tilt Stop Switch to Gimbal Ring
34	32637		1	STRAP-Tilt Stop Switch Retaining
35	10-22387		2	SCREW-Retaining Plate & Strap to Gimbal Ring (1 IN.)
36	11-20110		2	NUT-Retaining Plate & Strap Screw
37	38179A2		1	SENDER HOUSING ASSEMBLY
38	38211		1	ROD END-Sender Housing Piston
39	10-38257		1	VENT SCREW-Sender Housing
40	10-28634		1	FILLER SCREW-Sender Housing
41	12-20260		1	WASHER-Filler Screw

CONTINUED ON NEXT PAGE ➡

GIMBAL RING ASSEMBLY, SENDER/RECEIVER HOUSING

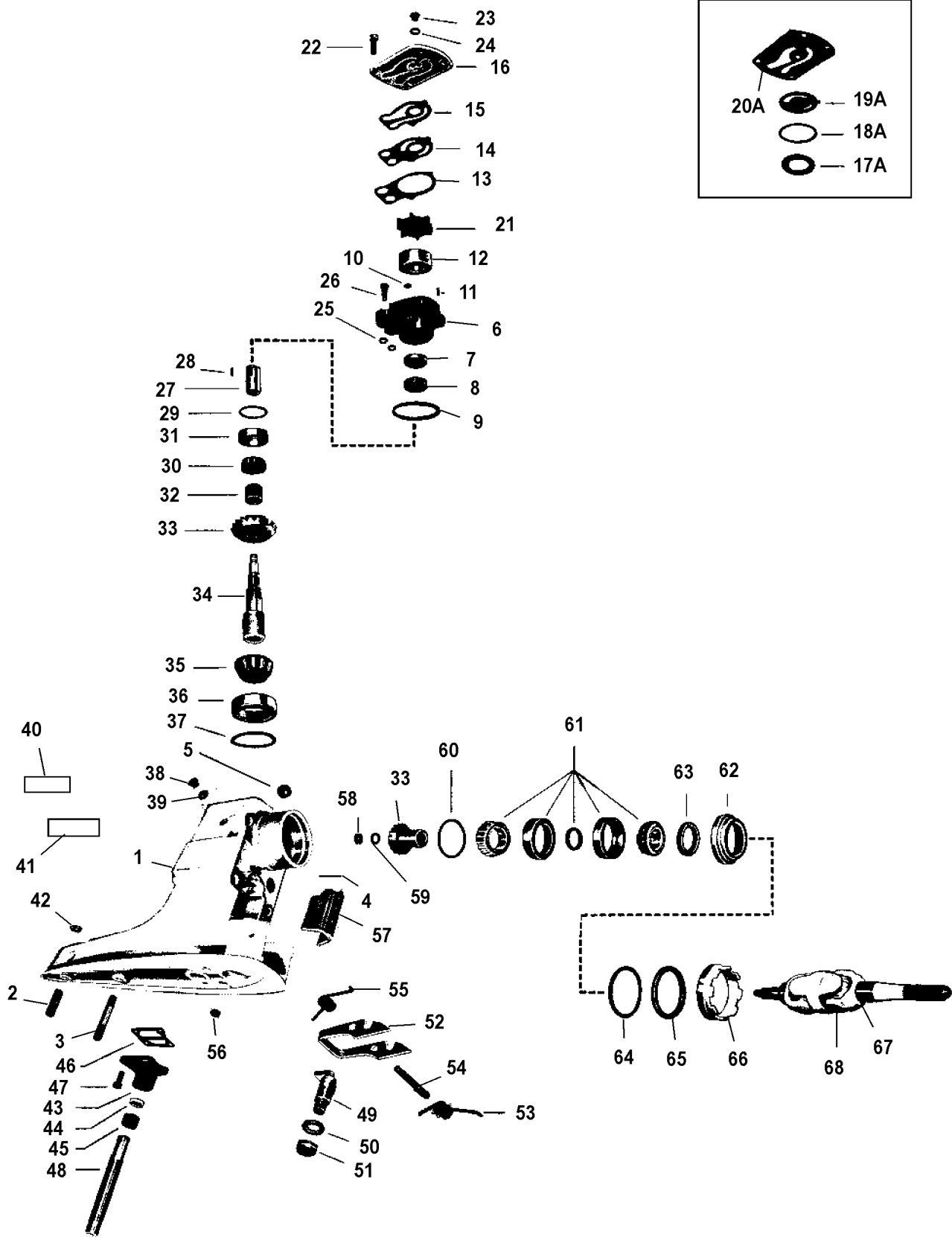


2501

GIMBAL RING ASSEMBLY, SENDER/RECEIVER HOUSING

REF. NO.	PART NO.	SYM.	QTY.	DESCRIPTION
42	22-38214		2	ELBOW-Sender Housing
43	32-38300A1		1	HYDRAULIC TUBING ASSEMBLY-Sender Housing to Receiver Housing
44	23-38203		1	SLEEVE-Hydraulic Tubing
45	23-38201		1	BUSHING-Seal-Hydraulic Tubing Cover
46	10-21140		2	SCREW-Hydraulic Tubing Cover to Gimbal Housing (1/2 IN.)
47	38175A2		1	RECEIVER HOUSING ASSEMBLY
48	27-38263		1	GASKET-Receiver Housing
49	10-21722		2	SCREW-Receiver Housing to Bell Housing (5/8 IN.)

DRIVE SHAFT HOUSING, WATER PUMP & GEAR ASSEMBLY



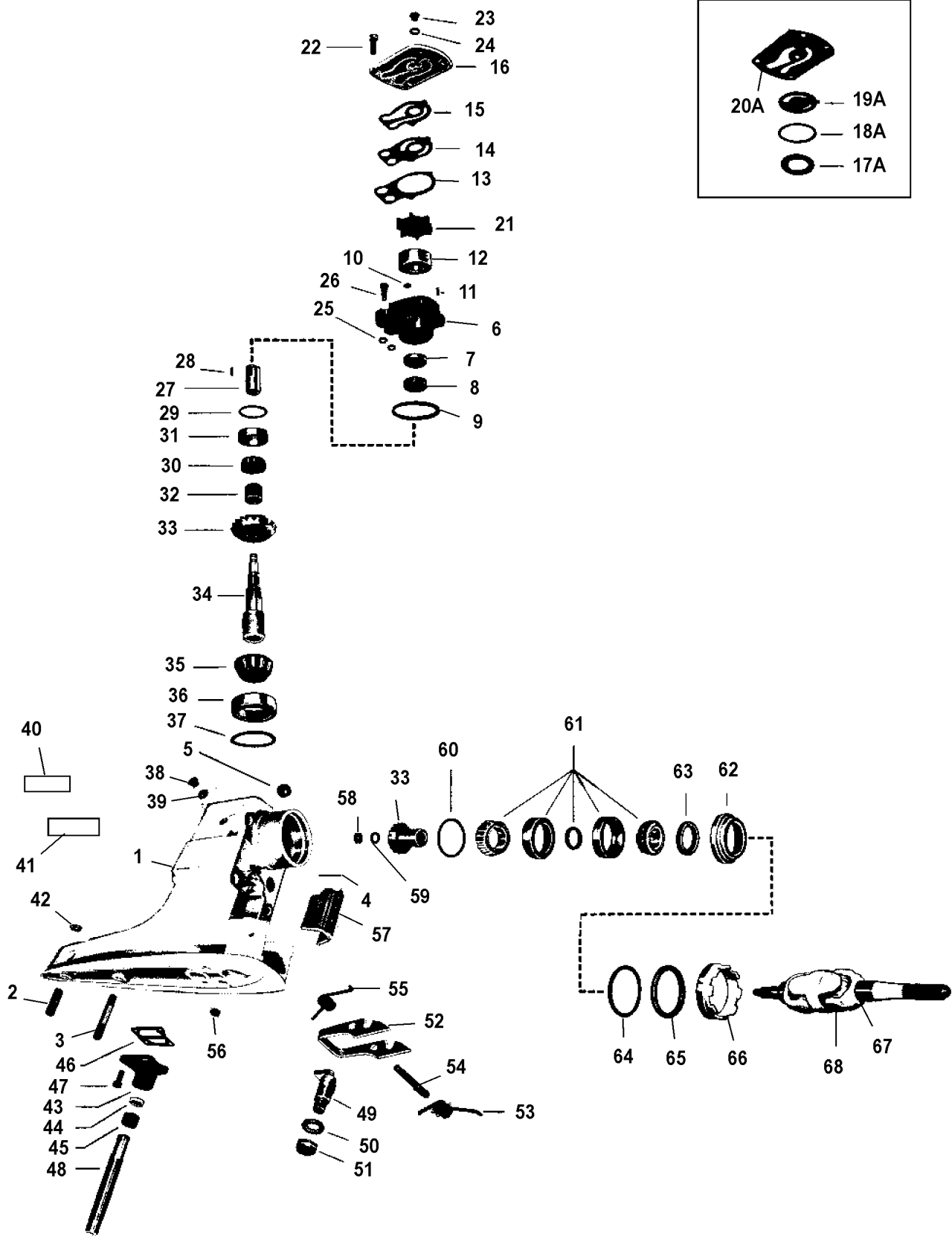
2502

DRIVE SHAFT HOUSING, WATER PUMP & GEAR ASSEMBLY

REF. NO.	PART NO.	SYM.	QTY.	DESCRIPTION
1	1555-2538A6		1	DRIVE SHAFT HOUSING ASSEMBLY
2	16-32028		1	STUD-Drive Shaft Housing to Gear Housing (1-3/4 IN.)
3	16-29079		1	STUD-Drive Shaft Housing to Gear Housing (3 IN.)
4	32-38687		1	DRAIN TUBE-Drive Shaft Housing (1-5/8 IN.)
5	22-31704		1	PIPE PLUG-Drive Shaft Housing
6	46-38958A2		1	WATER PUMP HOUSING ASSEMBLY (S/N-1830978 & Up)
	46-38958A3		1	WATER PUMP HOUSING ASSEMBLY (S/N-1830977 & Below)
7	26-26782		1	OIL SEAL (UPPER)
8	26-23300		1	OIL SEAL (LOWER)
9	25-38099		1	O RING
10	27-38957		1	GASKET-Sealing
11	17-35973		2	DOWEL PIN-Water Pump Housing to Top Cover
12	32001		1	INSERT
13	27-38857		1	GASKET-Water Pump Housing to Face Plate (S/N-1830978 & Up)
14	38858		1	FACE PLATE (S/N-1830978 & Up)
15	27-38856		1	GASKET-Face Plate toTop Cover (S/N-1830978 & Up)
16	38140		1	TOP COVER
17A	27-38097		1	GASKET-Water Pump Housing Insert (S/N-1830977 & Below)
18A	27-38633		1	GASKET-Water Pump Housing (S/N-1830977 & Below)
19A	38103		1	FACE PLATE (S/N-1830977 & Below)
20A	27-38116		1	GASKET-Water Pump Housing to Top Cover (S/N-1830977 & Below)
21	47-20268		1	IMPELLER
22	10-32565		4	SCREW-Top cover to Drive Shaft Housing (1 IN.)
23	10-28634		1	FLUSHING SCREW-Top Cover
24	12-20260		1	SEALING WASHER-Flushing Screw
25	25-38101		2	O RING-Drive Shaft Housing
26	10-32565		4	SCREW-Water Pump Housing to Drive Shaft Housing (1 IN.)
27	38091		1	SHAFT-Impeller Drive
28	17-38102		1	PIN-Impeller Drive
29	15-38095A1		AR	SHIM SET-Upper Tapered Roller Bearing
30	31-38137A1		1	TAPERED ROLLER BEARING ASSEMBLY-UPPER
31	NSS		1	CUP
32	23-38089		1	SPACER-Upper Taperd Roller Bearing
33	43-38122A2		1	GEAR ASSEMBLY-Complete (Includes Drive and Pinion Gear)
34	45-38121		1	UPPER DRIVE SHAFT
35	31-38135A1		1	TAPERED ROLLER BEARING ASSEMBLY-LOWER
36	NSS		1	CUP
37	15-38093A1		AR	SHIM SET-Lower Tapered Roller Bearing
38	10-28634		2	SCREW-Filling & Vent-Drive Shaft Housing
39	12-20260		2	WASHER-Filling & Vent Screw
40	37-38145		1	DECAL-Drive Shaft Housing (PORT)

CONTINUED ON NEXT PAGE ➡

DRIVE SHAFT HOUSING, WATER PUMP & GEAR ASSEMBLY

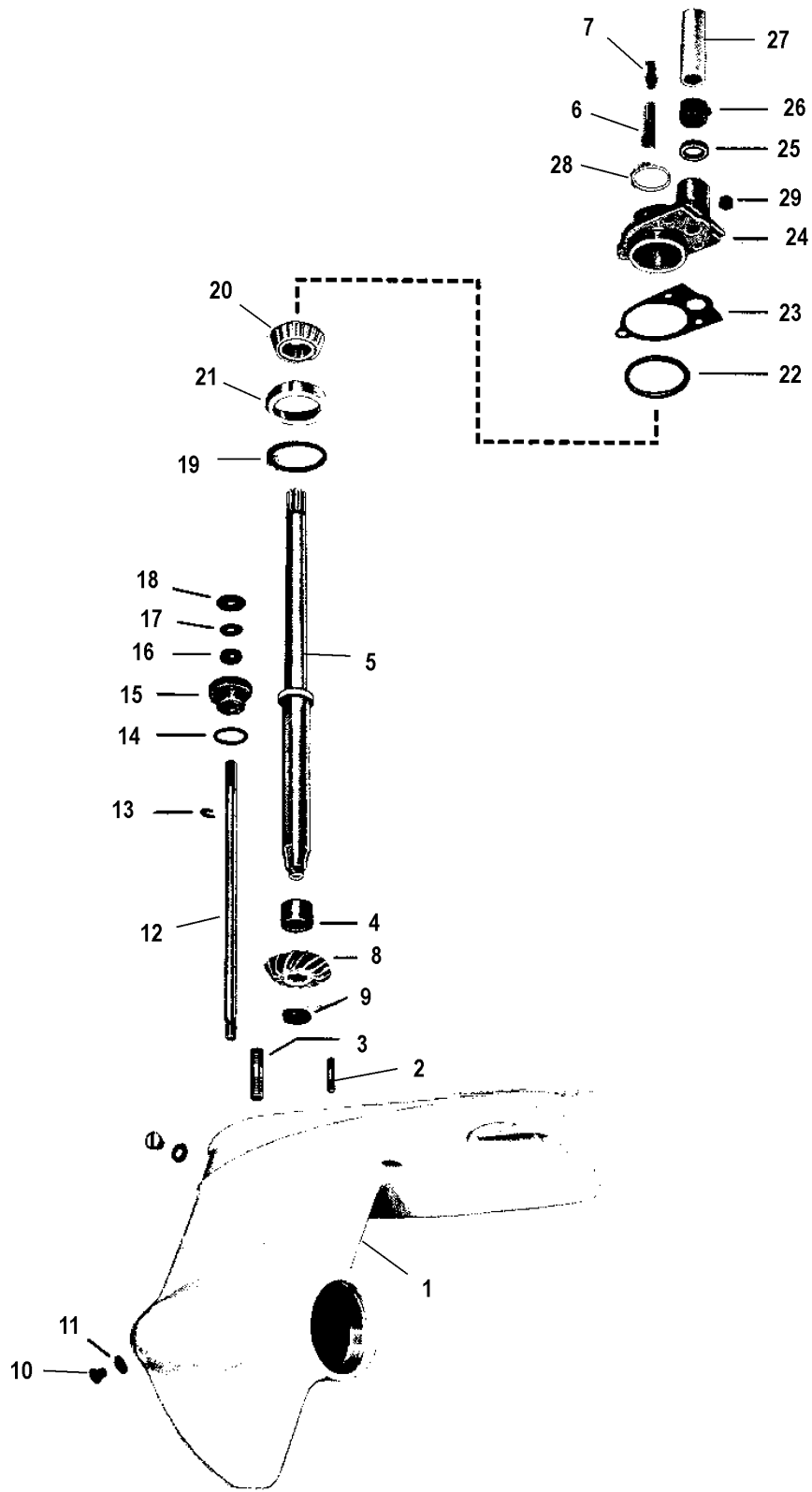


2502

DRIVE SHAFT HOUSING, WATER PUMP & GEAR ASSEMBLY

REF. NO.	PART NO.	SYM.	QTY.	DESCRIPTION
41	37-38144		1	DECAL-Drive Shaft Housing (STARBOARD)
42	19-29850		1	PLUG-Drive Shaft Housing-Trim Tab Hole
43	38119A1		1	COVER ASSEMBLY-Water Pocket
44	12-36446		1	WASHER-Nylon
45	26-36557		1	SEAL-Rubber
46	27-38110		1	GASKET-Water Pocket Cover
47	10-38111		4	SCREW-Water Pocket Cover to Drive Shaft Housing (3/4 IN.)
48	32-38134		1	WATER TUBE-Water Pocket Cover
49	38152		1	SHIFT SHAFT-Intermediate
50	12-26617		1	WASHER-Intermediate Shift Shaft
51	11-22339		1	NUT-Intermediate Shift Shaft
52	39508A1		1	REVERSE HOOK KIT
53	NSS		1	SPRING (L.H.)
54	17-38112		1	PIVOT PIN-Reverse Hook to Drive Shaft Housing
55	NSS		1	SPRING (R.H.) (Part of 39508A1 Kit)
56	11-39433		2	NUT-Gear Housing to Drive Shaft Housing Stud
57	38581		1	WATER SHUTTER-Rubber-Drive Shaft Housing
58	11-20220		1	NUT-Drive Gear to Universal Joint
59	12-38108		1	WASHER-Drive Gear to Universal Joint Nut
60	15-20928A1		AR	SHIM SET-Drive Gear Roller Bearing
61	31-38142A2		1	TAPERED ROLLER BEARING ASSEMBLY-Drive Gear
62	38117A1		1	CARRIER ASSEMBLY-Oil Seal
63	26-38105		1	OIL SEAL
64	25-38106		1	O RING-Oil Seal Carrier
65	12-38107		1	WASHER-Roller Bearing Retainer to Oil Seal Carrier
66	38118		1	RETAINER-Tapered Roller Bearing-Drive Shaft Housing
67	38124		1	UNIVERSAL JOINT-Drive Gear
68	36311		2	CROSS AND BEARING ASSEMBLY
0	39413		1	YOKE-Gear End (SHORT)
	39409		1	SOCKET-Center
	39412		1	YOKE-Coupling End (LONG)

GEAR HOUSING ASSEMBLY-DRIVE

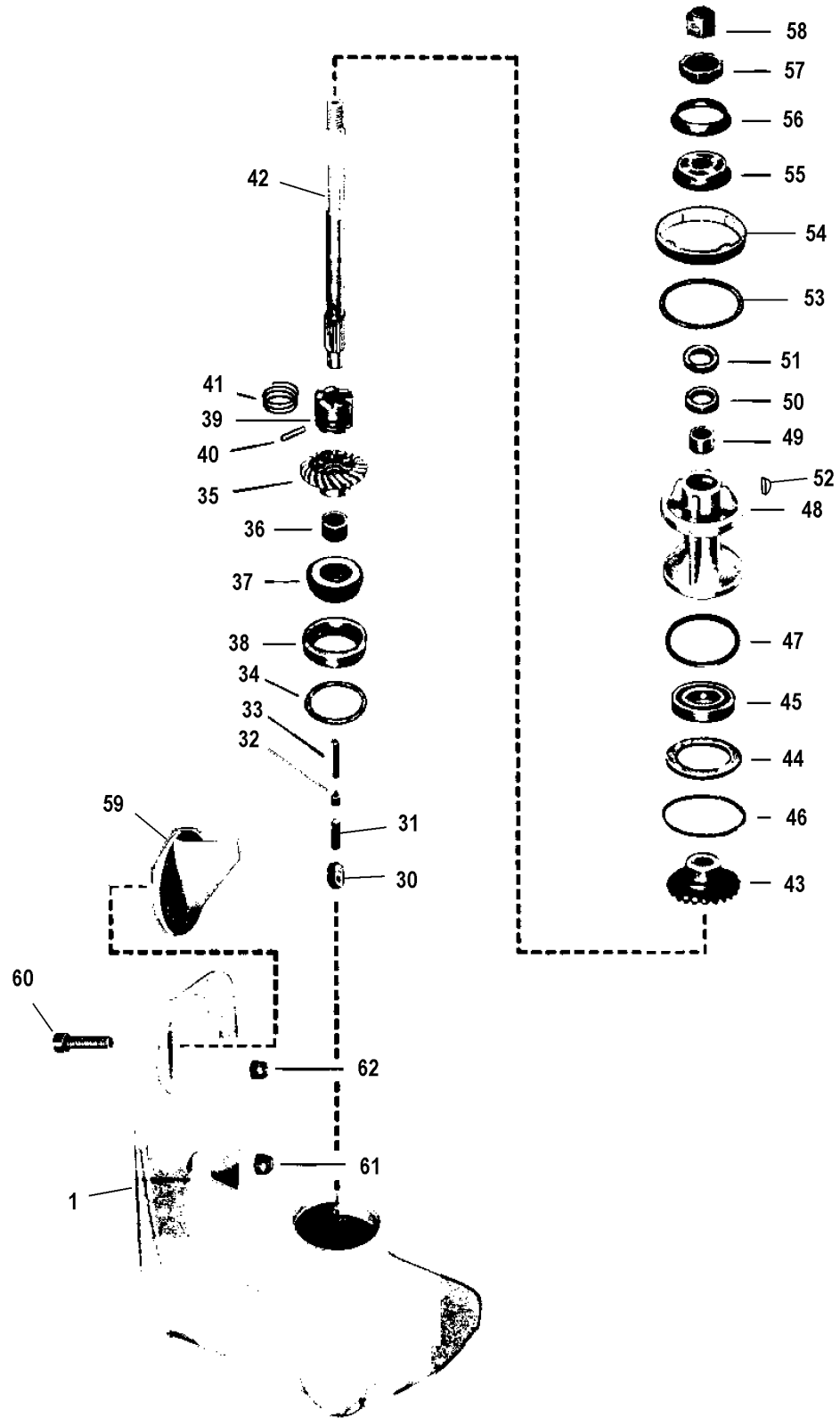


2503

GEAR HOUSING ASSEMBLY-DRIVE

REF. NO.	PART NO.	SYM.	QTY.	DESCRIPTION
0	1626-2550A3		1	GEAR HOUSING-COMplete
1	1626-2550A1		1	GEAR HOUSING (BASIC)
2	16-36196		3	STUD-Gear Housing to Water & Oil Adaptor (1-5/16 IN.)
3	16-29078		2	STUD-Gear Housing to Drive Shaft Housing (31/32 IN.)
4	31-20231		1	ROLLER BEARING-Drive Shaft
5	45-38125A2		1	DRIVE SHAFT ASSEMBLY
6	24-20254		1	SPRING-Drive Shaft
7	17-30545		1	PIN-Drive Shaft
8	43-38126		1	PINION GEAR
9	11-30932		1	NUT-Pinion Gear to Drive Shaft
10	10-28634		1	SCREW-Gear Housing Grease Filler & Vent Hole
11	12-20260		1	WASHER-Rubber-Grease Filler & Vent Hole Screw
12	32008		1	LOWER SHIFT SHAFT
13	18-20233		1	RETAINING CLIP-Shift Shaft
14	25-25439		1	O RING-Shift Shaft Bushing
15	23-38993A2		1	SHIFT SHAFT BUSHING ASSEMBLY
16	26-31249		1	OIL SEAL-Shift Shaft Bushing
17	12-31266		1	WASHER-Shift Shaft Bushing
18	12-29395		1	WASHER-Shift Shaft
19	15-20929A1		AR	SHIM SET-Drive Shaft Bearing Cup to Gear Housing
20	31-38146A1		1	TAPERED ROLLER BEARING ASSEMBLY
21	NSS		1	CUP
22	25-26855		1	O RING-Water & Oil Adaptor (LARGE)
23	27-38115		1	GASKET-Water & Oil Adaptor
24	38131a1		1	ADAPTOR ASSEMBLY-Water & Oil
25	12-36446		1	WASHER-Nylon-Water & Oil Adaptor
26	26-36557		1	SEAL-Rubber-Water Inlet Tube
27	23-29804		1	SLEEVE-Guide-Water Inlet Tube
28	25-23145		1	O RING-Water and Oil Adaptor (SMALL)
29	11-30506		3	NUT-Water & Oil Adaptor to Gear Housing Stud

GEAR HOUSING ASSEMBLY-PROP



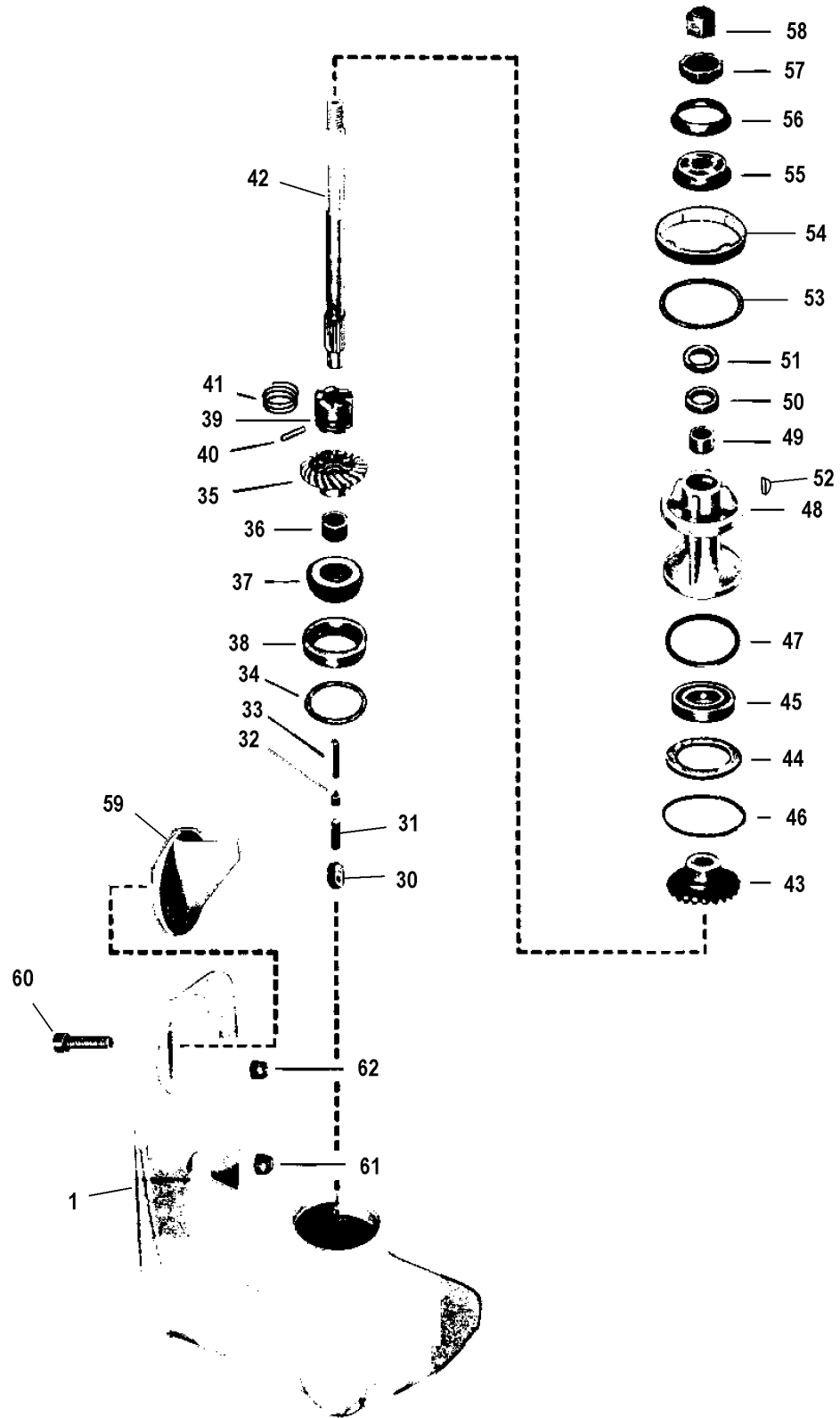
2506

GEAR HOUSING ASSEMBLY-PROP

REF. NO.	PART NO.	SYM.	QTY.	DESCRIPTION
0	1626-2550A3		1	GEAR HOUSING-COMplete
1	1626-2550A1		1	GEAR HOUSING (BASIC)
30	36288		1	SHIFT CAM
31	38441		1	CAM FOLLOWER
32	20843		1	SLIDE-Cross Pin
33	24-20254		1	SPRING-Cam Follower
34	15-38374A1		AR	SHIM SET-Bearing Cup to Gear Housing
0	43-38355A1		1	FORWARD GEAR SET
35	43-38355		1	FORWARD GEAR ASSEMBLY
36	31-20249		1	ROLLER BEARING
37	31-38356A1		1	TAPERED ROLLER BEARING
38	NSS		1	CUP
39	52-38128		1	CLUTCH
40	17-38113		1	CROSS PIN-Clutch to Prop Shaft
41	24-38114		1	SPRING-Cross Pin
42	44-38127		1	PROPELLER SHAFT
0	43-38129A2		1	REVERSE GEAR ASSEMBLY
43	43-38129		1	REVERSE GEAR
44	12-32004		1	THRUST WASHER-Bearing Carrier to Gear Housing
45	30-20839		1	BALL BEARING
46	15-20927A1		AR	SHIM SET-Thrust Washer to Gear Housing
47	25-31986		1	O RING-Bearing Carrier
48	38130A1		1	BEARING CARRIER ASSEMBLY
49	31-20249		1	ROLLER BEARING
50	26-23300		1	OIL SEAL
51	26-23517		1	OIL SEAL
52	28-30281		1	KEY-Bearing Carrier
53	12-31993		1	WASHER-Gear Housing Cover
54	32014		1	COVER-Gear Housing
55	38859A1		1	THRUST HUB AND WASHER ASSEMBLY
56	12-31992		1	CUPPED WASHER
57	12-32007		1	SPLINED WASHER-Prop Shaft
58	11-31990		1	PROPELLER NUT
59	31640A1		1	TRIM TAB
60	10-32470		1	SCREW-Trim tab to Gear Housing (1-3/4 IN.)
61	11-39433		1	NUT-Drive Shaft Housing to Gear Housing Stud (7/16 IN.)
62	11-23161		1	NUT-Drive Shaft Housing to Gear Housing Stud (3/8 IN.)
0	48-33774A1		1	PROPELLER ASSEMBLY (10 IN. PITCH)
	48-38098A1		1	PROPELLER ASSEMBLY (11 IN. PITCH)

CONTINUED ON NEXT PAGE ➡

GEAR HOUSING ASSEMBLY-PROP

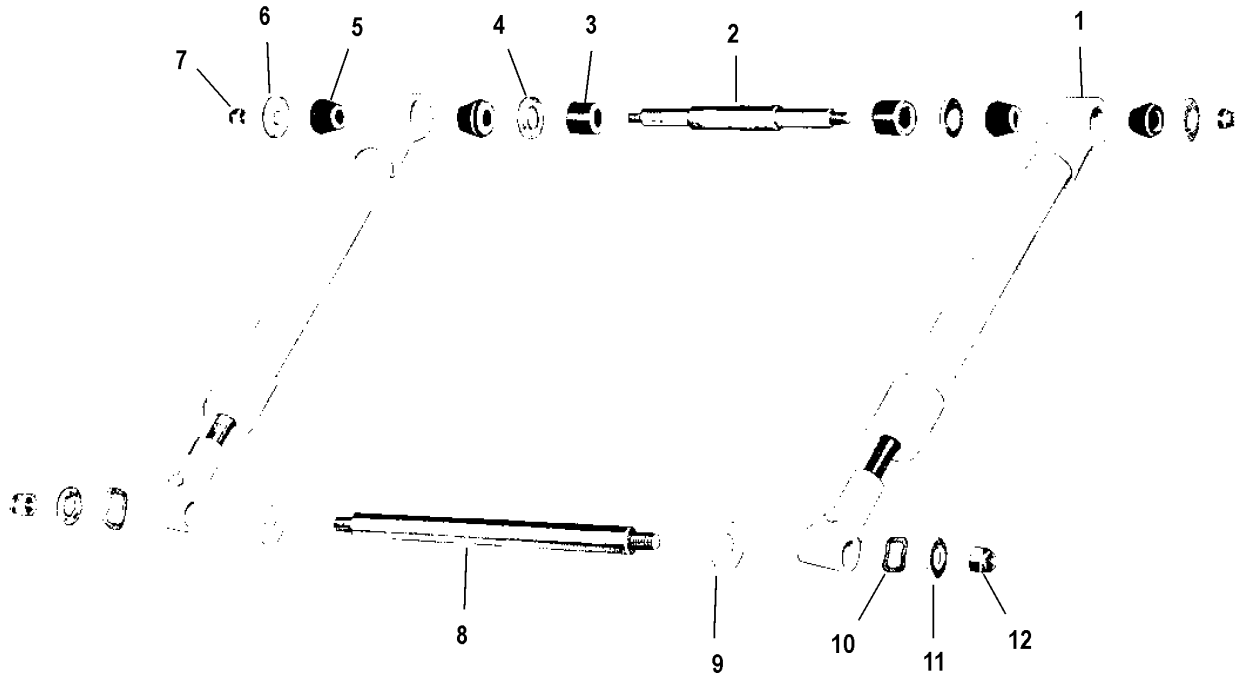


2506

GEAR HOUSING ASSEMBLY-PROP

REF. NO.	PART NO.	SYM.	QTY.	DESCRIPTION
0	48-38094A1		1	PROPELLER ASSEMBLY (12 IN. PITCH)
	48-38090A1		1	PROPELLER ASSEMBLY (13 IN. PITCH)
	48-38086A1		1	PROPELLER ASSEMBLY (15 IN. PITCH)
	48-38394A1		1	PROPELLER ASSEMBLY (17 IN. PITCH)
	48-38396A1		1	PROPELLER ASSEMBLY (19 IN. PITCH)

TILT AND SHOCK CYLINDER ASSEMBLY



2504

TILT AND SHOCK CYLINDER ASSEMBLY

REF. NO.	PART NO.	SYM.	QTY.	DESCRIPTION
0	38587A1		1	TILT AND SHOCK CYLINDER ASSEMBLY-COMplete
1	38588A1		2	TILT CYLINDER ASSEMBLY
2	17-35290		1	ANCHOR PIN-Tilt Cylinder to Drive Shaft Housing (6-3/4 IN.)
3	23-38320		2	SLEEVE-Rubber-Tilt Cylinder Anchor Pin
4	12-36041		2	WASHER-Tilt Cylinder Anchor Pin (33/64 IN. I.D.)
5	23-35278		4	BUSHING-Tapered-Tilt Cylinder Anchor Pin
6	12-36042		2	WASHER-Tilt Cylinder Anchor Pin (11/32 IN. I.D.)
7	11-35814		2	NUT-Tilt Cylinder Anchor Pin
8	17-38317		1	ANCHOR PIN- Tilt Cylinder to Gimbal Ring (8-7/8 IN.)
9	12-38313		2	WASHER-Fiber-Tilt Cylinder Anchor Pin
10	13-37642		2	WAVE WASHER-Tilt Cylinder Anchor Pin
11	12-29395		2	WASHER-Tilt Cylinder Anchor Pin
12	11-34932		2	NUT-Tilt Cylinder Anchor Pin

ACCESSORIES

REF. NO.	PART NO.	SYM.	QTY.	DESCRIPTION
0	29071A1		1	STEERING WHEEL ASSEMBLY (20 Degree-Standard)
	29401A1		1	STEERING WHEEL ASSEMBLY (90 Degree-Standard)
	32402A1		1	STEERING WHEEL ASSEMBLY (16 IN.-Mahogany)
	32401A1		1	STEERING WHEEL ASSEMBLY (20 IN.-Mahogany)
	34659A2		1	STEERING WHEEL ASSEMBLY (Indicator)
	32399A1		1	MAHOGANY WHEEL STEERING KIT (20 Degree)
	32400A1		1	MAHOGANY WHEEL STEERING KIT (90 Degree)
	34667A1		1	INDICATOR WHEEL STEERING KIT (20 Degree)
	34668A1		1	INDICATOR WHEEL STEERING KIT (90 Degree)
	34451A_		1	RIDE-GUIDE CABLE ASSEMBLY
	31217A2		1	SUPER RIDE GUIDE (Dual Installation)
	30707A1		1	EXTENSION KIT-Ride Guide
	31621A1		1	REMOTE CONTROL ASSEMBLY
	34744A1		1	REMOTE CONTROL ASSEMBLY (MerControl)
	32669A1		1	REMOTE CONTROL ASSEMBLY (Top Mounted)
	36077A1		1	REMOTE CONTROL ASSEMBLY (Panel Mounted)(Starboard)
	36077A2		1	REMOTE CONTROL ASSEMBLY (Panel Mounted)(Port)
	37782A1		1	REMOTE CONTROL ASSEMBLY (Compact Panel Mounted)(Starboard)
	37782A2		1	REMOTE CONTROL ASSEMBLY (Compact Panel Mounted)(Port)
	35651A1		1	REMOTE CONTROL ASSEMBLY (Console Mounted)
	37580A1		1	REMOTE CONTROL ASSEMBLY (Compact Console Mounted)(Single Installation)
	37580A2		1	REMOTE CONTROL ASSEMBLY (Compact Console Mounted)(Dual Installation)
	29564_		1	REMOTE CONTROL CABLE ASSEMBLY
	34555A_		1	REMOTE CONTROL CABLE ASSEMBLY
	29377A1		1	EXTENSION KIT-Remote Control
	29700A1		1	DUAL INSTALLION KIT-Remote Control
	35158A1		1	REMOTE CONTROL INSTALLATION KIT (Bottom Mounting)
	34766A1		1	REMOTE CONTROL DUAL INSTALLATION KIT (Side Mounting)
	1236-2233		1	FUEL TANK ASSEMBLY (18 Gallon Vertical)
	34573A1		1	FUEL TANK FILLING AND VENT KIT (Straight)
	34573A2		1	FUEL TANK FILLING AND VENT KIT (90 Degree)
	24789A1		1	FLUSHING ATTACHMENT

GASKET SETS

REF. NO.	PART NO.	SYM.	QTY.	DESCRIPTION
-	27-87095A1		1	GASKET SET (CYLINDER HEAD)
-	27-37097A1		1	GASKET SET (MANIFOLD)
-	27-37073A1		1	GASKET SET (MISCELLANEOUS)

PARTS INDEX

Part Number	Description	Pg.	Ref. No.	Part Number	Description	Pg.	Ref. No.
20119	PROTECTOR, HIGH TENSION LEAD	9	20	34555A_	REMOTE CONTROL CABLE ASSEMBLY	62	0
20843	SLIDE-Cross Pin	57	32	34573A1	FUEL TANK FILLING AND VENT KIT	62	0
22789	"D" WASHER, STATOR LEAD CLAMP SCREW	31	42	34573A2	FUEL TANK FILLING AND VENT KIT	62	0
22924	TERMIANL-Tilt Stop Switch	47	31	34659A2	STEERING WHEEL ASSEMBLY	62	0
24789A1	FLUSHING ATTACHMENT	62	0	34667A1	INDICATOR WHEEL STEERING KIT	62	0
25661	STARTER SOLEOID	3	34	34668A1	INDICATOR WHEEL STEERING KIT	62	0
26079	PLATE, WIRING HARNESS TO MOUNTING BRACKET	3	6	34744A1	REMOTE CONTROL ASSEMBLY	62	0
27031A1	PLUNGER AND LINK ASSEMBLY, CHOKE SOLENOID	23	11	34762A1	PLATE ASSEMBLY-Inhibitor	43	15
29071A1	STEERING WHEEL ASSEMBLY	62	0	34766A1	REMOTE CONTROL DUAL INSTALLATION KIT	62	0
29359	LUBRICAP	43	3	35086	BUTTON, CHECK VALVE - FRONT MOUNT HOUSING	37	14
29377A1	EXTENSION KIT-Remote Control	62	0	35158A1	REMOTE CONTROL INSTALLATION KIT	62	0
29401A1	STEERING WHEEL ASSEMBLY	62	0	35651A1	REMOTE CONTROL ASSEMBLY	62	0
29564_	REMOTE CONTROL CABLE ASSEMBLY	62	0	35884	THERMOSTAT	33	25
29700A1	DUAL INSTALLION KIT-Remote Control	62	0	36077A1	REMOTE CONTROL ASSEMBLY	62	0
30050	TERMINAL, CHOKE SOLENOID LEAD	23	2	36077A2	REMOTE CONTROL ASSEMBLY	62	0
30050	TERMINAL, WIRING HARNESS LEADS	3	2	36288	SHIFT CAM	57	30
30707A1	EXTENSION KIT-Ride Guide	62	0	36311	CROSS AND BEARING ASSEMBLY	53	68
31217A2	SUPER RIDE GUIDE	62	0	37027	SUPPORT, ROCKER SHAFT	25	30
31621A1	REMOTE CONTROL ASSEMBLY	62	0	37029	ARM, ROCKER - INLET	25	25
31640A1	TRIM TAB	57	59	37031	CAP, VALVE SPRING	25	18
31897	LEVER-Tilt Stop Switch Actuating-Gimbal Ring	47	28	37034	VALVE, INLET (LARGE HEAD)	25	14
31899	RETAINING PLATE-Tilt Stop Switch to Gimbal Ring	47	33	37036	CLAMP, DISTRIBUTOR TO CYLINDER BLOCK	9	15
32001	INSERT	51	12	37038	ARM, ROCKER - EXHAUST	25	26
32008	LOWER SHIFT SHAFT	55	12	37042	SHAFT, ROCKER	25	29
32014	COVER-Gear Housing	57	54	37044	ROD, PUSH	25	24
32177A1	RECTIFIER ASSEMBLY	3	28	37045	VALVE, EXHAUST (SMALL HEAD)	25	15
32399A1	MAHOGANY WHEEL STEERING KIT	62	0	37046	LIFTER, PUSH ROD	25	23
32400A1	MAHOGANY WHEEL STEERING KIT	62	0	37049	PLATE, THRUST - CAMSHAFT	29	4
32401A1	STEERING WHEEL ASSEMBLY	62	0	37052	CHAIN, TIMING - CRANKSHAFT AND CAMSHAFT TIMING GEARS	29	11
32402A1	STEERING WHEEL ASSEMBLY	62	0	37059	TENSIONER BLOCK ASSEMBLY, TIMING CHAIN	29	12
32582	UPPER SWIVEL SHAFT-Gimbal Ring to Gimbal Housing	47	13	37074	BRACKET, COIL MOUNTING	9	7
32637	STRAP-Tilt Stop Switch Retaining	47	34	37075	VALVE GUIDE	25	9
32669A1	REMOTE CONTROL ASSEMBLY	62	0	37076	VALVE GUIDE	25	9
32729A1	CAP ASSEMBLY, RELIEF VALVE	37	17	37077	VALVE SEAT- CYLINDER HEAD	25	10
34451A_	RIDE-GUIDE CABLE ASSEMBLY	62	0	37078	VALVE SEAT-CYLINDER HEAD	25	10

PARTS INDEX

Part Number	Description	Pg.	Ref. No.	Part Number	Description	Pg.	Ref. No.
37088	CAP, OIL FILLER	25	5	37782A1	REMOTE CONTROL ASSEMBLY	62	0
37092	COVER, TOP	25	1	37782A2	REMOTE CONTROL ASSEMBLY	62	0
37109	OIL PAN	27	23	38091	SHAFT-Impeller Drive	51	27
37110	GAUGE, OIL LEVEL (DIP STICK)	27	9	38103	FACE PLATE	51	19A
37124	OIL PUMP ASSEMBLY	27	14	38117A1	CARRIER ASSEMBLY-Oil Seal	53	62
37125	ADAPTOR, OIL FILTER TO CYLINDER BLOCK	27	30	38118	RETAINER-Tapered Roller Bearing-Drive Shaft Housing	53	66
37126	SHAFT, OIL PUMP	27	15	38119A1	COVER ASSEMBLY-Water Pocket	53	43
37131	GUIDE, OIL PRESSURE RELEASE VALVE	27	19	38124	UNIVERSAL JOINT-Drive Gear	53	67
37134	RETAINER, OIL PRESSURE RELEASE VALVE	27	22	38130A1	BEARING CARRIER ASSEMBLY	57	48
37135	FUEL PUMP ASSEMBLY ...	13	1	38131a1	ADAPTOR ASSEMBLY-Water & Oil	55	24
37136	DIAPHRAGM, FUEL PUMP ...	13	2	38140	TOP COVER	51	16
37138	PLATE, FUEL PUMP MOUNTING	13	13	38152	SHIFT SHAFT-Intermediate ..	53	49
37142	FILTER, FUEL PUMP	13	6	38159	CAP-Manual Tilt Screw	41	48
37146	BALE, FUEL PUMP	13	9	38160A4	GIMBAL HOUSING ASSEMBLY	43	1
37149	CAP, FUEL PUMP FILTER SLEEVE	13	8	38161A2	GIMBAL RING ASSEMBLY ..	47	1
37152	BRUSH HOLDER PACKAGE (POSTITIVE)	7	8	38162A1	BELL HOUSING ASSEMBLY ..	45	41
37153	WASHER AND NUT REPLACEMENT KIT, STARTER TERMINALS ..	7	23	38163A3	TRANSOM PLATE ASSEMBLY	39	1
37156	ARMATURE	7	9	38164	HOUSING, FLYWHEEL	37	1
37157	BRUSH HOLDER PACKAGE (NEGATIVE)	7	10	38165	EXHAUST COVER	39	5
37158	BRUSH SET, NEGATIVE AND POSITIVE	7	13	38166	COVER, FLYWHEEL HOUSING	37	5
37160	DRIVE ASSEMBLY	7	5	38169	MANUAL TILT HOUSING ...	41	54
37163	HOUSING, STARTER	7	1	38170A1	HOUSING ASSEMBLY, FRONT MOUNT	37	13
37164	SOLENOID ASSEMBLY, STARTER	7	22	38171	HOUSING, REAR MOUNT ..	37	27
37168	PLATE (PAIR), STARTER SOLENOID	7	21	38172	CARRIER, RUBBER MOUNT ..	37	23
37170	ARM ASSEMBLY, SOLENOID ..	7	18	38173A1	ENGINE COUPLING ASSEMBLY	29	29
37174	FIELD COIL ASSEMBLY ...	7	7	38174	STEERING LEVER-Upper Swivel Shaft	47	16
37178	DISTRIBUTOR ASSEMBLY, COMPLETE	9	23	38175A2	RECEIVER HOUSING ASSEMBLY	49	47
37179	BALL AND SPRING ASSEMBLY, DISTRIBUTOR CAP	9	25	38176A1	BELLOWS ASSEMBLY-Universal Joint	43	35
37180	ROTOR, DISTRIBUTOR	9	26	38177	EXHAUST BELLOWS	43	38
37182	SHIELD, BREAKER ASSEMBLY	9	28	38179A2	SENDER HOUSING ASSEMBLY	47	37
37184	CAP ASSEMBLY, DISTRIBUTOR	9	24	38180A1	MANUAL TILT CRANK ASSEMBLY	39	41
37189	CONDENSER	9	34	38182	GUIDE-Manual Tilt Cable ...	41	56
37193	BREAKER ASSEMBLY, DISTRIBUTOR	9	29	38184	BELLOWS, EXHAUST	35	54
37194	RETAINER, DISTRIBUTOR CAP CLIP	11	39	38185	MOUNT, RUBBER - FLYWHEEL HOUSING ...	37	2
37197	RETAINER, DISTRIBUTOR CAP CLIP	11	39	38185	MOUNT, RUBBER - REAR MOUNT HOUSING AND MOUNT CARRIER	37	26
37580A1	REMOTE CONTROL ASSEMBLY	62	0	38187A1	STEERING LINK ROD ASSEMBLY	47	24
37580A2	REMOTE CONTROL ASSEMBLY	62	0	38188	MOUNT-Rubber-Gimbal Housing Ball Bearing	43	10

PARTS INDEX

Part Number	Description	Pg.	Ref. No.	Part Number	Description	Pg.	Ref. No.
38189A1	UPPER SHIFT SHAFT LEVER ASSEMBLY	45	52	38536	CHOKE SOLENOID	23	1
38190A1	UPPER SHIFT SHAFT ASSEMBLY	45	51	38539	BATTERY CABLE, NEGATIVE (BLACK)	3	24
38192	YOKE-Steering Link Rod	47	19	38540	BATTERY CABLE, POSITIVE (RED)	3	23
38194	SHIFT CABLE LEVER-Transom Plate	39	32	38541	LEAD ASSEMBLY, HIGH TENSION-DISTRIBUTOR (7 3/4")	9	19
38209	COVER-Water Tube	43	23	38542	LEAD ASSEMBLY, COIL TO DISTRIBUTOR (11 1/2")	9	6
38211	ROD END-Sender Housing Piston	47	38	38547	COIL ASSEMBLY, IGNITION	9	1
38212	KNOB	39	43	38550A1	COVER ASSEMBLY, TIMING	27	36
38219A1	MANUAL TILT CABLE ASSEMBLY	41	53	38557	ADAPTOR, OIL PRESSURE SENDER TO CYLINDER BLOCK	3	15
38262A1	LINK ROD ASSEMBLY	45	57	38559	OIL PRESSURE SENDER ASSEMBLY, CYLINDER BLOCK	3	12
38296A1	TILT STOP SWITCH ASSEMBLY-Gimbal Ring	47	30	38567	ELEMENT, FLAME ARRESTOR	13	31
38371	SEAL-Exhaust	39	3	38568	PLATE, FLAME ARRESTOR ELEMENT TO ADAPTOR	13	32
38372	ANCHOR-Sender Housing-Transom Plate	39	20	38569	LEVER, THROTTLE - INTERMEDIATE	21	1
38413	PILOT RING	43	13	38572	BRACKET, MOUNTING - BELL CRANK	23	13
38418	CONTAINER, THERMOSTAT	33	21	38573	SWIVEL, CHOKE ROD TO BELL CRANK	23	22
38419	COVER, THERMOSTAT	33	26	38574	ROD CHOKE	23	21
38420	EXHAUST MANIFOLD	33	1	38578	WIRING HARNESS, EXTERNAL	3	1
38421	COVER, EXHAUST MANIFOLD (FRONT)	33	13	38581	WATER SHUTTER-Rubber-Drive Shaft Housing	53	57
38422	COVER, EXHAUST MANIFOLD (REAR)	35	41	38584	PLATE-Supporting-Transom Plate (Top)	43	27
38423	ELBOW, EXHAUST	35	49	38587A1	TILT AND SHOCK CYLINDER ASSEMBLY-COMplete	61	0
38424	INTAKE MANIFOLD	33	33	38588A1	TILT CYLINDER ASSEMBLY	61	1
38438	COUPLING-Manual Tilt Screw	41	49	38672	HOOD, FLAME ARRESTOR	13	37
38441	CAM FOLLOWER	57	31	38791	JUMPER WIRE, COIL TO DISTRIBUTOR (BROWN-9")	9	5
38463	OIL FILTER	27	29	38858	FACE PLATE	51	14
38508A1	ADAPTOR ASSEMBLY, FLAME ARRESTOR-REAR CARBURETOR	13	26	38859A1	THRUST HUB AND WASHER ASSEMBLY	57	55
38509	ADAPTOR, FLAME ARRESTOR-FRONT CARBURETOR	13	27	38866	RETAINER, SLIP LINK BOLT - THROTTLE RETURN SPRING	21	25
38510	LINK ROD, THROTTLE LEVER	21	7	38867	RETAINER, FLAME ARRESTOR HOOD SCREW - THROTTLE RETURN SPRING	21	27
38511	PLATE THORTTLE - REAR	21	16	38886	BUMPER-Gimbal Ring	47	27
38512	PLATE THROTTLE - FRONT	21	22	38904	COVER-Water Tube	43	23
38513	SLIP LINK, LINK ROD TO THROTTLE PLATE	21	12	39409	SOCKET-Center	53	0
38514	ANCHOR LINK, LINK ROD TO FRONT THROTTLE PLATE	21	15	39412	YOKE-Coupling End (LONG)	53	0
38516	BRACKET, MOUNTING-STARTER SOLENOID AND RECTIFIER	3	25	39413	YOKE-Gear End (SHORT)	53	0
38519	, CHOKE	23	16	39508A1	REVERSE HOOK KIT	53	52
38530	BRACKET, MOUNTING - CHOKE SOLENOID	23	3				
38532	BRACKET, MOUNTING-WIRING HARNESS	3	7				
38533	LINK ROD, REAR THROTTLE PLATE TO FRONT THROTTLE PLATE	21	19				

PARTS INDEX

Part Number	Description	Pg.	Ref. No.	Part Number	Description	Pg.	Ref. No.
10-20191	SCREW, THROTTLE PLATE TO FRONT CARBURETOR (1/2")	21	23	10-22290	DRIVE SCREW-Name Plate to Transom Plate	39	10
10-20191	SCREW, THROTTLE PLATE TO REAR CARBURETOR (1/2")	21	17	10-22387	SCREW-Retaining Plate & Strap to Gimbal Ring (1 IN.)	47	35
10-20456	SCREW, STATOR LEAD CLAMP TO MOUNTING BRACKET (5/8")	31	41	10-22659	SCREW-Sender Housing to Anchor (1-5/8 IN.)	39	24
10-20639	SCREW, CARBURETOR INTAKE MANIFOLD (1 1/8")	13	24	10-22960	SCREW, RUBBER MOUNT TO MOUNT CARRIER (1 3/8")	37	28
10-20646	SCREW, FLAME ARRESTOR ADAPTOR TO CARBURETOR (5/8")	13	29	10-23178	SCREW, PLUG - MAIN FUEL JET CHANNEL	17	11
10-20681	SCREW, WATER TEMPERATURE SENDER (3/8")	3	18	10-23179	SCREW, IDLE ADJUSTMENT	17	35
10-20705	SCREW, CHOKE SOLENOID TO MOUNTING BRACKET (3/4")	23	6	10-23192	SCREW, IDLE SPEED REGULATING	19	43
10-20776	SCREW, FLYWHEEL COVER TO FLYWHEEL HOUSING (1/2")	37	7	10-24231	SCREW, CHOKE SOLENOID LEAD TO WIRING HARNESS (1/4")	23	8
10-20776	SCREW, RUBBER MOUNT TO REAR MOUNT HOUSING (1/2")	37	29	10-25299	SCREW, MOUNTING BRACKET TO EXHAUST MANIFOLD (3/4")	3	26
10-20847	SCREW, THROTTLE LEVER TO THROTTLE SHAFT	19	45	10-26065	SCREW, RECTIFIER TO MOUNTING BRACKET (1")	3	32
10-20858	SCREW, CHOKE SHAFT AND LEVER TO BODY	17	34	10-28634	FILLER SCREW-Sender Housing	47	40
10-20858	SCREW, CHOKE SHUTTER TO CHOKE SHAFT	17	32	10-28634	FLUSHING SCREW-Top Cover	51	23
10-20858	SCREW, THROTTLE SHUTTER TO THROTTLE SHAFT	19	47	10-28634	SCREW-Filling & Vent-Drive Shaft Housing	51	38
10-21077	SCREW, COVER TO THERMOSTAT CONTAINER (7/8")	33	28	10-28634	SCREW-Gear Housing Grease Filler & Vent Hole	55	10
10-21140	SCREW-Hydraulic Tubing Cover to Gimbal Housing (1/2 IN.)	49	46	10-29794	SCREW, FLAME ARRESTOR HOOD TO ADAPTOR (3/8")	13	38
10-21339	SCREW, REAR CARBURETOR TO INTAKE MANIFOLD (1 3/8")	13	23	10-29794	SCREW, FLAME ARRESTOR PLATE TO ADAPTOR (3/8")	13	33
10-21477	SCREW-Sender Housing Anchor to Transom Plate (1-1/4 IN.)	39	21	10-29852	SCREW, HARNESS LEAD TO RECTIFIER	3	31
10-21548	SCREW, MOUNTING BRACKET4 TO TRANSOM PLATE (5/8")	3	8	10-31903	SCREW-Actuating Lever and Bumper to Gimbal Ring (3/8 IN.)	47	29
10-21625	SCREW, STARTER SOLENOID TO MOUNTING BRACKET (3/4")	3	35	10-32470	SCREW-Trim tab to Gear Housing (1-3/4 IN.)	57	60
10-21722	SCREW, RUBBER MOUNT TO FLYWHEEL HOUSING AND TRANSOM PLATE (5	37	3	10-32565	SCREW-Top cover to Drive Shaft Housing (1 IN.)	51	22
10-21722	SCREW-Receiver Housing to Bell Housing (5/8 IN.)	49	49	10-32565	SCREW-Water Pump Housing to Drive Shaft Housing (1 IN.)	51	26
				10-32614	SCREW, STATOR TO TIMING COVER (7/8")	31	36
				10-32995	SCREW -Steering Lever to Upper Swivel Shaft (2 IN.)	47	17
				10-33008	SCREW, REAR MOUNT HOUSING TO FRONT MOUNT HOUSING (3 1/2")	37	31
				10-33022	SCREW-Upper Swivel Shaft Retaining-Gimbal Ring	47	6
				10-33231	SCREW, MOUNTING BRACKET TO EXHAUST MANIFOLD (1/2")	23	4
				10-34290	SCREW-Water Tube Cover to Gimbal Housing (5/8 IN.)	43	17

PARTS INDEX

Part Number	Description	Pg.	Ref. No.	Part Number	Description	Pg.	Ref. No.
10-34615	SCREW -Knob to Manual Tilt Crank (15/16 IN.)	41	44	10-37188	SCREW, PRIMARY TERMINAL	9	38
10-34695	SCREW-Cap to Manual Tilt Housing (5/16 IN.)	41	55	10-37190	SCREW, CONDENSER TO DISTRIBUTOR	9	35
10-34763	SCREW-Inhibitor Plate to Gimbal Housing (3/4 IN.) . .	43	16	10-37192	SCREW, CLIP RETAINER TO DISTRIBUTOR	11	40
10-35046	DRIVE SCREW	45	43	10-38111	SCREW-Water Pocket Cover to Drive Shaft Housing (3/4 IN.)	53	47
10-35046	DRIVE SCREW-Exhaust Flange	43	11	10-38183	SCREW-Manual Tilt	41	46
10-35092	SCREW-Cable Guide to Manual Tilt Housing (1/2 IN.)	41	57	10-38197	SCREW-Transom to Gimbal Housing (3-1/2 IN.)	43	29
10-35388	SCREW, EXHAUST ELBOW TO EXHAUST MANIFOLD (1")	35	51	10-38233	BOLT-Gimbal Housing to transom Plate (4-1/4 IN.) . .	43	31
10-35388	SCREW, FRONT COVER TO EXHAUST MANIFOLD (1")	33	15	10-38245	SCREW-Flywheel Housing to Transom Plate (3-3/4 IN.) .	39	12
10-35388	SCREW, REAR COVER TO EXHAUST MANIFOLD (1")	35	43	10-38257	VENT SCREW-Sender Housing	47	39
10-37025	SCREW, SUPPORT TO CYLINDER HEAD (55MM)	25	31	10-38507	SCREW, THROTTLE LEVER TO INTAKE MANIFOLD (1 5/16")	21	2
10-37040	SCREW, ADJUSTING - PUSH ROD	25	27	10-38515	BOLT, ANCHOR LINK AND SLIP LINK TO THROTTLE PLATE (7/8")	21	13
10-37050	SCREW, THRUST PLATE TO CYLINDER BLOCK (12MM)	29	5	10-38521	SCREW, THERMOSTAT CONTAINER TO CYLINDER HEAD (18MM)	33	23
10-37056	SCREW, TIMING GEAR TO CAMSHAFT (30MM)	29	8	10-38521	SCREW, TIMING COVER TO CYLINDER BLOCK (18MM)	27	39
10-37057	SCREW, TENSIONER BLOCK TO CYLINDER BLOCK (30MM)	29	15	10-38524	SCREW, COIL MOUNTING BRACKET TO CYLINDER BLOCK (15MM)	9	8
10-37060	SCREW, SPRING GUIDE - TENSIONER BLOCK	29	13	10-38524	SCREW, WIRING HARNESS CLIP TO CYLINDER BLOCK (15MM)	3	4
10-37069	SCREW, MAIN BEARING CAP TO CYLINDER BLOCK (55MM)	27	6	10-38535	SCREW, REAR COVER TO EXHAUST MANIFOLD (1 1/2")	35	44
10-37093	SCREW, CYHLINDER HEAD TO CYLINDER BLOCK (96MM)	25	12	10-38554	SCREW, FLYWHEEL TO CRANKSHAFT (40MM) . . .	31	38
10-37107	SCREW, OIL PAN TO CYLINDER BLOCK (13MM)	27	27	10-38560	SCREW, COIL MOUNTING BRACKET TO CYLINDER BLOCK (30MM)	9	10
10-37115	SCREW, CONNECTING ROD CAP	29	21	10-38563	SCREW, LIFTING EYE TO CYLINDER BLOCK (20MM)	27	32
10-37130	SCREW, OIL PUMP CLAMPING (20MM)	27	17	10-38603	SCREW, WIRING HARNESS PLATE TO MOUNTING BRACKET (7/8")	3	10
10-37130	SCREW, OIL PUMP TO CYLINDER BLOCK (20MM)	27	12	10-38708	SCREW, FLOAT TO BODY .	17	9
10-37139	SCREW, FUEL PUMP TO CYLINDER BLOCK (25) . .	13	15	10-38710	SCREW, LEVER TO THROTTLE SHAFT	19	39
10-37144	SCREW, FUEL PUMP CLAMPING	13	3	10-38712	SCREW, PLUG - FLOAT BOWL	17	5
10-37147	SCREW, FUEL PUMP BALE	13	10	10-38714	SCREW, FLOAT TO FLOAT BOWL	17	2
10-37159	BOLT SET, THRU-STARTER HOUSING	7	6	10-38715	SCREW, PLUG - MAIN NOZZLE	17	25
10-37165	BOLT, THRU-STARTER SOLENOID	7	20	10-38768	SCREW, STOP-ACCELERATOR PUMP . .	17	3
10-37166	BOLT, STARTER FIELD COIL	7	16				
10-37169	SCREW KIT, SOLENOID ARM TO STARTER HOUSING	7	19				

PARTS INDEX

Part Number	Description	Pg.	Ref. No.	Part Number	Description	Pg.	Ref. No.
10-38870	SCREW-Exhaust Cover to Transom Plate (7/8 IN.) . . .	39	6	11-31990	PROPELLER NUT	57	58
10-38874	SCREW-Exhaust Cover to Transom Plate (3/4 IN.) . . .	39	7	11-33277	NUT, COIL TERMINAL	9	4
11-20083	NUT, STARTER SOLENOID TERMINAL (5/16-24)	5	38	11-34087	NUT-Gimbal Housing Bolt . . .	43	34
11-20101	JAM NUT-Steering Link Rod .	47	23	11-34688	NUT-Exhaust Cover Screw . .	39	8
11-20102	NUT, CARBURETOR SCREW	13	25	11-34932	NUT-Tilt Cylinder Anchor Pin	61	12
11-20110	NUT, ANCHOR LINK AND SLIP LINK BOLT	21	14	11-34933	NUT-Bell Housing Stud	45	49
11-20110	NUT, BELL CRANK STUD . .	23	20	11-35222	NUT-Steering Cable Guide Tube	39	31
11-20110	NUT, CHOKE ROD SWIVEL TO BELL CRANK	23	24	11-35814	NUT, CHOKE SOLENOID SCREW	23	7
11-20110	NUT, CHOKE ROD TO SWIVEL	23	26	11-35814	NUT, REAR MOUNT HOUSING SCREW	37	32
11-20110	NUT, LINK ROD TO SLIP LINK	21	11	11-35814	NUT-Gimbal Ring Tilt Pin . . .	47	12
11-20110	NUT, THROTTLE CABLE TO THROTTLE LEVER FASTENING	21	6	11-35814	NUT-Shift Cable Lever Stud .	39	36
11-20110	NUT-Retaining Plate & Strap Screw	47	36	11-35814	NUT-Tilt Cylinder Anchor Pin	61	7
11-20220	NUT-Drive Gear to Universal Joint	53	58	11-37035	NUT, ROCKER SHAFT SUPPORT STUD	25	33
11-20361	NUT, STARTER SOLENOID SCREW	3	36	11-37037	NUT, PUSH ROD ADJUSTING SCREW	25	28
11-20361	NUT-Sender Housing Screw .	39	27	11-37085	NUT, CYLINDER HEAD STUD	35	40
11-20361	NUT-Sender Housing Stud . .	39	40	11-37090	NUT, TOP COVER FASTENING	25	3
11-20361	NUT-Shift Cable Stud	39	19	11-37114	NUT, CONNECTING ROD CAP SCREW	29	23
11-20509	NUT-Steering Link Rod to Steering Cable	47	26	11-37140	NUT, FUEL PUMP STUD . . .	13	17
11-20586	NUT, THROTTLE CABLE STUD	35	48	11-37148	NUT, FUEL PUMP BALE SCREW	13	11
11-20645	NUT, CHOKE SOLENOID LEAD SCREW	23	9	11-37172	NUT, DRIVE ASSEMBLY TO ARMATURE	7	3
11-20645	NUT, JAM - CHOKE ROD TO SWIVEL	23	25	11-37177	NUT, DISTRIBUTOR CLAMP STUD	9	18
11-20645	NUT, JAM - LINK ROD	21	10	11-38232	NUT-Manual Tilt Screw and Manual Tilt Cable	41	52
11-20645	NUT, JAM - LINK ROD	21	21	11-38248	NUT-Flywheel Housing Screw	39	15
11-20645	NUT, OIL PRESSURE SENDER TERMINAL (10-32)	3	14	11-38270	NUT, ENGINE COUPLING STUD	29	31
11-20645	NUT, RECTIFIER TERMINAL	3	30	11-38582	NUT, FRONT AND REAR MOUNT HOUSING STUD .	37	22
11-20645	NUT, STARTER SOLENOID TERMINAL (10-32)	5	40	11-38824	NUT, JUMPER WIRE TO DISTRIBUTOR	9	14
11-20645	NUT, STATOR LEAD CLAMP SCREW	31	44	11-39433	NUT-Drive Shaft Housing to Gear Housing Stud (7/16 IN.)	57	61
11-20696	NUT-Steering Lever Screw . .	47	18	11-39433	NUT-Gear Housing to Drive Shaft Housing Stud	53	56
11-22339	NUT-Intermediate Shift Shaft .	53	51	12-20086	WASHER, FLYWHEEL HOUSING STUD	37	11
11-23161	NUT, FLYWHEEL HOUSING STUD	37	12	12-20086	WASHER-Steering Link Rod .	47	25
11-23161	NUT-Drive Shaft Housing to Gear Housing Stud (3/8 IN.)	57	62	12-20103	WASHER, SPACER - CYLINDER HEAD STUD . .	35	38
11-29250	NUT, RECTIFIER SCREW . .	3	33	12-20260	SEALING WASHER-Flushing Screw	51	24
11-29250	NUT, STARTER MOTOR SCREW	3	22	12-20260	WASHER-Filler Screw	47	41
11-29488	NUT-Manual Tilt Cable Pin . .	41	59	12-20260	WASHER-Filling & Vent Screw	51	39
11-30506	NUT-Water & Oil Adaptor to Gear Housing Stud	55	29	12-20260	WASHER-Rubber-Grease Filler & Vent Hole Screw . .	55	11
				12-20346	WASHER, COIL MOUNTING BRACKET SCREW (9/32" I.D.)	9	11

PARTS INDEX

Part Number	Description	Pg.	Ref. No.	Part Number	Description	Pg.	Ref. No.
12-20553	WASHER, THROTTLE LEVER SCREW (3/4"O.D.)	21	3	12-36042	WASHER-Tilt Cylinder Anchor Pin (11/32 IN. I.D.)	61	6
12-20722	WASHER, STARTER MOTOR SCREW	3	21	12-36446	WASHER-Nylon	53	44
12-20722	WASHER, THROTTLE LEVER SCREW (5/8"O.D.)	21	4	12-36446	WASHER-Nylon-Water & Oil Adaptor	55	25
12-20878	WASHER, OIL PRESSURE SENDER TERMINAL (#10)	3	13	12-37026	WASHER, ROCKER SHAFT SUPPORT SCREW	25	32
12-21900	WASHER-Gimbal Housing Bolt	43	33	12-37026	WASHER, ROCKER SHAFT SUPPORT STUD	25	34
12-22937	WASHER, FRONT AND REAR MOUNT HOUSING STUD	37	21	12-37033	WASHER, VALVE SPRING	25	20
12-24501	WASHER-Manual Tilt Screw	41	47	12-37051	WASHER, TENSIONER BLOCK SCREW	29	16
12-24664	WASHER, THROTTLE CABLE STUD	35	47	12-37051	WASHER, THRUST PLATE SCREW	29	6
12-24676	WASHER, THROTTLE LEVER SCREW (5/8"O.D.)	21	5	12-37054	WASHER, TIMING GEAR SCREW	29	10
12-24889	WASHER, FLYWHEEL SCREW	31	39	12-37068	WASHER, MAIN BEARING CAP SCREW	27	7
12-26013	WASHER, FLAME ARRESTOR HOOD SCREW	13	40	12-37086	WASHER, CYLINDER HEAD STUD	35	39
12-26013	WASHER, LINK ROD	21	8	12-37091	WASHER, TOP COVER FASTENING NUT	25	4
12-26617	WASHER-Intermediate Shift Shaft	53	50	12-37094	WASHER, CYLINDER HEAD SCREW	25	13
12-26825	WASHER, COIL MOUNTING BRACKET SCREW (21/64" I.D.)	9	9	12-37108	WASHER, OIL PAN SCREW	27	28
12-26825	WASHER-Sender Housing Anchor Screw	39	23	12-37129	WASHER, OIL PUMP CLAMPING SCREW	27	18
12-26825	WASHER-Shift Cable Lever Stud	39	35	12-37129	WASHER, OIL PUMP SCREW	27	13
12-28426	WASHER, RUBBER MOUNT SCREW	37	30	12-37145	WASHER, FUEL PUMP CLAMPING SCREW	13	4
12-29395	WASHER-Shift Shaft	55	18	12-37155	WASHER SET, ARMATURE	7	12
12-29395	WASHER-Tilt Cylinder Anchor Pin	61	11	12-37161	WASHER, RETAINING-ARMATURE	7	14
12-29629	WASHER	47	21	12-37175	WASHER, DISTRIBUTOR CLAMP STUD	9	17
12-30164	WASHER -Link Rod(3/8 IN. O.D.)	45	60	12-37181	WASHER, FELT-DISTRIBUTOR ROTOR	9	27
12-30164	WASHER BELL CRANK STUD	23	19	12-37185	WASHER, BREAKER ASSEMBLY	9	32
12-30164	WASHER, CHOKE ROD SWIVEL	23	23	12-37186	WASHER BREAKER ASSEMBLY SCREW	9	31
12-31266	WASHER-Shift Shaft Bushing	55	17	12-38107	WASHER-Roller Bearing Retainer to Oil Seal Carrier	53	65
12-31992	CUPPED WASHER	57	56	12-38108	WASHER-Drive Gear to Universal Joint Nut	53	59
12-31993	WASHER-Gear Housing Cover	57	53	12-38239	WASHER-Fiber-Steering Cable Guide Tube	39	29
12-32004	THRUST WASHER-Bearing Carrier to Gear Housing	57	44	12-38246	WASHER-Fiber-Flywheel Housing Screw	39	13
12-32007	SPLINED WASHER-Prop Shaft	57	57	12-38255	WASHER-Link Rod (1/2 IN. O.D.)	45	58
12-32510	WASHER-Plastic	45	53	12-38268	WASHER	47	3
12-32518	WASHER-Gimbal Housing to Gimbal Ring (Lower)	47	8	12-38313	WASHER-Fiber-Tilt Cylinder Anchor Pin	61	9
12-32996	WASHER-Upper Swivel Shaft	47	15	12-38358	WASHER-Rubber	45	54
12-32997	WASHER-Upper Swivel Shaft	47	15	12-38403	WASHER-Rubber-Gimbal Housing Bolt	43	32
12-35935	WASHER-Bell Housing Stud	45	48	12-38585	WASHER-Square-Transom Screw	43	28

PARTS INDEX

Part Number	Description	Pg.	Ref. No.	Part Number	Description	Pg.	Ref. No.
12-38721	WASHER, ACCELERATOR PUMP (TOP)	17	21	13-37061	LOCKWASKER, SPRING GUIDE SCREW	29	14
12-39143	WASHER-Sender Housing Screw	39	26	13-37141	LOCKWASHER, FUEL PUMP SCREW AND STUD	13	16
12-39143	WASHER-Sender Housing Stud	39	38	13-37193	LOCKWASHER, CLIP RETAINER SCREW	11	41
12-39143	WASHER-Shift Cable Stud	39	18	13-37193	LOCKWASHER, CONDENSER SCREW	9	36
13-20202	LOCKWASHER, MOUNTING BRACKET SCREW	23	5	13-37642	WAVE WASHER-Tilt Cylinder Anchor Pin	61	10
13-20202	LOCKWASHER, STARTER SOLENOID TERMINAL (5/16")	5	37	13-38711	LOCKWASHER, LEVER SCREW	19	40
13-26992	LOCKWASHER, FLYWHEEL COVER SCREW	37	8	14-37055	TAB WASHER, TIMING GEAR SCREW	29	9
13-26992	LOCKWASHER, MOUNTING BRACKET SCREW	3	9	14-37113	TAB WASHER, CONNECTING ROD CAP SCREW	29	22
13-26992	LOCKWASHER, RUBBER MOUNT SCREW	37	4	15-20927A1	SHIM SET-Thrust Washer to Gear Housing	57	46
13-26992	LOCKWASHER,TIMING COVER SCREW	27	40	15-20928A1	SHIM SET-Drive Gear Roller Bearing	53	60
13-26992	LOCKWASHER-Water Tube Clamp Screw	43	21	15-20929A1	SHIM SET-Drive Shaft Bearing Cup to Gear Housing	55	19
13-26993	LOCKWASHER, LIFTING EYE SCREW	27	33	15-37070	SHIM, SPACER - MAIN BEARING	29	26
13-26993	LOCKWASHER, MOUNTING BRACKET SCREW	3	27	15-37071	SHIM, SPACER - MAIN BEARING	29	26
13-26993	LOCKWASHER, WIRING HARNESS CLIP SCREW	3	5	15-37072	SHIM, SPACER -M MAIN BEARING	29	26
13-26993	LOCKWASHER-Sender Housing Anchor Screw	39	22	15-38093A1	SHIM SET-Lower Tapered Roller Bearing	51	37
13-26995	LOCKWASHER, DISTRIBUTOR TERMINAL	9	13	15-38095A1	SHIM SET-Upper Tapered Roller Bearing	51	29
13-26995	LOCKWASHER, THROTTLE PLATE SCREW	21	18	15-38374A1	SHIM SET-Bearing Cup to Gear Housing	57	34
13-26995	LOCKWASHER, THROTTLE PLATE SCREW	21	24	16-20353	STUD-Shift Cable to Transom Plate (1-3/4 IN.)	39	16
13-26995	LOCKWASHER, WIRING HARNESS PLATE SCREW	3	11	16-29078	STUD-Gear Housing to Drive Shaft Housing (31/32 IN.)	55	3
13-26996	LOCKWASHER, COIL TERMINAL	9	3	16-29079	STUD-Drive Shaft Housing to Gear Housing (3 IN.)	51	3
13-26996	LOCKWASHER, FLAME ARRESTOR ADAPTOR SCREW	13	30	16-30172	STUD, BELL BRANK TO MOUNTING BRACKET (1 1/4")	23	17
13-26996	LOCKWASHER, FLAME ARRESTOR HOOD SCREW	13	39	16-32028	STUD-Drive Shaft Housing to Gear Housing (1-3/4 IN.)	51	2
13-26996	LOCKWASHER, FLAME ARRESTOR PLATE SCREW	13	34	16-32698	STUD-Shift Cable Lever to Transom Plate	39	33
13-26996	LOCKWASHER, MOUNTING BRACKET SCREW	23	15	16-34069	STUD-Sender Housing to Shift Cable Lever	39	37
13-26996	LOCKWASHER, RECTIFIER TERMINAL 2	3	29	16-35937	STUD-Bell Housing to Drive Shaft Housing (2-7/8 IN.)	45	47
13-26996	LOCKWASHER, STARTER SOLENOID TERMINAL (#10)	5	39	16-36196	STUD-Gear Housing to Water & Oil Adaptor (1-5/16 IN.)	55	2
13-26996	LOCKWASHER, STATOR LEAD CLAMP SCREW	31	43	16-37079	STUD, TOP COVER AND SUPPORT TO CYHLINDER HEAD (100MM)	25	21
13-30381	LOCKWASHER-Transom Screw	43	30	16-37080	STUD, TOP COVER TO CYLINDER HEAD (92MM)	25	22

PARTS INDEX

Part Number	Description	Pg.	Ref. No.	Part Number	Description	Pg.	Ref. No.
16-37087	STUD, EXHAUST MANIFOLD TO CYLINDER HEAD (42MM)	33	37	17-38825	DOWEL PIN-Manual Tilt Screw	41	51
16-37112	STUD, FUEL PUMP TO CYLINDER BLOCK (37MM)	13	14	17-38864A1	SWIVEL PIN ASSEMBLY-Yoke to Steering Lever . . .	47	20
16-37176	STUD, DISTRIBUTOR CLAMP TO CYLINDER BLOCK (35MM)	9	16	18-20233	RETAINING CLIP-Shift Shaft	55	13
16-38236	STUD, FRONT MOUNT HOUSING TO CYLINDER HEAD (1 1/2")	37	18	18-21071	COTTER PIN-Link Rod to Receiver Housing	45	61
16-38237	STUD, FRONT AND REAR MOUNT HOUSING TO CYLINDER HEAD (2 7/16"	37	19	18-21071	COTTER PIN-Link Rod to Upper Shift Shaft Lever . . .	45	59
16-38238	STUD, FRONT AND REAR MOUNT HOUSING TO CLINDER HEAD (5")	37	20	18-26953	COTTER PIN, LINK ROD TO THROTTLE LEVER	21	9
16-38242	STUD, FLYWHEEL HOUSING TO CYLINDER BLOCK (3 3/8")	37	9	18-26953	COTTER PIN, LINK TO BELL CRANK	23	12
16-38243	STUD, ENGINE COUPLING TO FLYWHEEL (1 27/32")	29	30	18-29623	COTTER PIN	47	22
16-38525	STUD, THROTTLE CABLE TO REAR COVER	35	46	18-32857	COTTER PIN	45	55
17-27737	PIN, ROLL - LINK ROD	21	20	18-34159	COTTER PIN-Retaining-Lower Swivel Pin	47	10
17-30545	PIN-Drive Shaft	55	7	18-37041	PIN (HAIR), ROCKER SHAFT	25	35
17-35290	ANCHOR PIN-Tilt Cylinder to Drive Shaft Housing (6-3/4 IN.)	61	2	18-38336	COTTER PIN	47	22
17-35973	DOWEL PIN-Water Pump Housing to Top Cover	51	11	19-20011	WELCH PLUG, BODY CHANNEL	19	49
17-37062	DOWEL, CYLINDER BLOCK TO CYLINDER HEAD	27	2	19-29850	PLUG-Drive Shaft Housing-Trim Tab Hole	53	42
17-37062	DOWEL, CYLINDER BLOCK TO FLYWHEEL HOUSING	27	3	19-32525	WELCH PLUG	45	56
17-37082	RIVET, SERIAL PLATE TO CYLINDER BLOCK	27	35	19-32862	BUTTON, PLUG=FLAME ARRESTOR HOOD	13	41
17-37171	PIN ASSEMBLY, ARM TO STARTER SOLENOID	7	17	19-37063	WELCH PLUG, CAMSHAFT BEARING HOLE - CYLINDER BLOCK	27	4
17-37173	PIN, ARMATURE NUT	7	4	19-38718	WELCH PLUG, FLOAT BOWL	17	12
17-37196	PIN, MAIN SHAFT	9	37	19-38860	WELCH PLUG-Top	43	4
17-38102	PIN-Impeller Drive	51	28	21-38717	CHECK VALVE, INLET	17	16
17-38112	PIVOT PIN-Reverse Hook to Drive Shaft Housing	53	54	22-28624	TEE, CYLINDER BLOCK - BLEED ELBOW	33	11
17-38113	CROSS PIN-Clutch to Prop Shaft	57	40	22-28624	TEE, FUEL LINES TO REAR CARBURETOR	13	20
17-38199	SWIVEL PIN-Gimbal Housing to Gimbal Ring (Lower)	47	9	22-31345	GREASE FITTING	43	2
17-38266	HINGE PIN-Gimbal Ring to Bell Housing	47	5	22-31704	PIPE PLUG-Drive Shaft Housing	51	5
17-38269	TILT PIN-Gimbal Ring	47	11	22-32561	PIPE PLUG-Upper Swivel Shaft	47	14
17-38317	ANCHOR PIN- Tilt Cylinder to Gimbal Ring (8-7/8 IN.)	61	8	22-32715	ELBOW, EXHAUST ELBOW	35	61
17-38444	DOWEL PIN -Coupling to Manual Tilt Screw	41	50	22-32715	ELBOW, FRONT COVER	33	16
17-38447	PIN-Manual Tilt Cable to Drive Shaft Housing	41	58	22-32715	ELBOW, THERMOSTAT CONTAINER	33	20
17-38719	PIN, ROLL - ACCELERATOR PUMP	17	22	22-32715	ELBOW, THERMOSTAT COVER	33	29
17-38726	PIN, THROTTLE STOP	17	28	22-32802	PLUG, CYLINDER BLOCK DRAIN - TEE	33	12
				22-33060	NIPPLE, EXHAUST MANIFOLD - BLEED HOSE	33	6
				22-33066	CONNECTOR, EXHAUST ELBOW	35	57
				22-33066	CONNECTOR, INTAKE MANIFOLD	33	34
				22-33198	PLUG, PIPE - EXHAUST ELBOW (3/4-14")	35	53
				22-36382	PLUG, PIPE - EXHAUST ELBOW DRAIN (1/4-18")	35	52

PARTS INDEX

Part Number	Description	Pg.	Ref. No.	Part Number	Description	Pg.	Ref. No.
22-37106	PLUG, DRAIN - OIL PAN	27	25	23-38196	BUSHING-Lower	43	7
22-38214	ELBOW-Sender Housing	49	42	23-38198	BUSHING (Lower)	47	2
22-38565	FITTING, EXHAUST MANIFOLD - WATER INLET HOSE	33	2	23-38201	BUSHING-Seal-Hydraulic Tubing Cover	49	45
22-38831	ELBOW, CYLINDER BLOCK TEE - BLEED HOSE	33	10	23-38203	SLEEVE-Hydraulic Tubing . .	49	44
22-38939	COUPLING-Water Hose to Bell Housing	45	42	23-38244	BUSHING, FLYWHEEL HOUSING STUD	37	10
22-38939	COUPLING-Water Inlet Hose	39	11	23-38247	SLEEVE-Flywheel Housing Screw	39	14
23-20326	SPACER, COIL MOUNTING BRACKET SCREW	9	12	23-38265	BUSHING-Seal-Water Tube .	43	18
23-28214	SPACER	41	45	23-38267	BUSHING-Hinge Pin	47	4
23-29804	SLEEVE-Guide-Water Inlet Tube	55	27	23-38307	SLEEVE, RUBBER - MOUNT CARRIER (1 11/16")	37	24
23-31757	BUSHING-Nylon	39	42	23-38308	SLEEVE, RUBBER - MOUNT CARRIER (13/16")	37	25
23-31758	SPACER-Shift Cable Lever Stud	39	34	23-38320	SLEEVE-Rubber-Tilt Cylinder Anchor Pin	61	3
23-31866	SPACER-Sender Housing Screw	39	25	23-38634	BUSHING-Upper	43	5
23-31866	SPACER-Sender Housing Stud	39	39	23-38684	SLEEVE-Steering Cable Tube- Transom Plate	39	30
23-31866	SPACER-Shift Cable Stud . . .	39	17	23-38724	BUSHING, THROTTLE SHAFT	17	37
23-31902	SPACER-Tilt Stop Switch to Retaining Plate	47	32	23-3893A2	SHIFT SHAFT BUSHING ASSEMBLY	55	15
23-32914	SLEEVE, CHOKE SOLENOID LEAD	23	10	24-20254	SPRING-Cam Follower	57	33
23-33109	BUSHING BELL CRANK STUD	23	18	24-20254	SPRING-Drive Shaft	55	6
23-34103	BUSHING-Nylon-Water Tube Seal	43	25	24-20856	SPRING, IDLE ADJUSTMENT SCREW	17	36
23-35088	BUSHING-Upper Shift Shaft- Bell Housing	45	44	24-27678	SPRING, IDLE SPEED REGULATING SCREW . . .	19	44
23-35278	BUSHING-Tapered-Tilt Cylinder Anchor Pin	61	5	24-32726	SPRING, TENSION - RELIEF VALVE	37	15
23-37048	SPACER, THRUST - CAMSHAFT	29	3	24-37028	SPRING, ROCKER SHAFT (LONG)	25	37
23-37067	SPACER, MAIN BEARING CAP SCREW	27	8	24-37032	SPRING, VALVE	25	19
23-37111	SLEEVE, OIL LEVEL GAUGE - CYLINDER BLOCK	27	10	24-37043	SPRING, ROCKER SHAFT (SHORT)	25	36
23-37118	BEARING SET (4 PAIRS), CONNECTING ROD	29	24	24-37132	SPRING, TENSION - OIL PRESSURE RELEASE VALVE	27	20
23-37119	BEARING SET (4 PAIRS), CONNECTING ROD	29	24	24-37195	SPRING, BREAKER CAM ADVANCE WEIGHT	9	33
23-37120	BEARING SET (4 PAIRS), CONNECTING ROD	29	24	24-38114	SPRING-Cross Pin	57	41
23-37121	BEARING SET (5 PAIRS), CRANKSHAFT	29	32	24-38722	SPRING, CHOKE RETURN - CHOKE SHAFT	17	30
23-37122	BEARING SET (5 PAIRS), CRANKSHAFT	29	32	24-38725	SPRING, THROTTLE RETURN	19	48
23-37123	BEARING SET (5 PAIRS), CRANKSHAFT	31	32	24-38727	SPRING, RETURN - CHECK BALL	17	14
23-37127	BUSHING, OIL PUMP SHAFT	27	16	24-38865	SPRING, THROTTLE RETURN	21	26
23-37150	SLEEVE, FUEL PUMP FILTER	13	7	25-22762	O RING	45	46
23-37154	BUSHING, END PLATE	7	11	25-23145	O RING-Water and Oil Adaptor (SMALL)	55	28
23-37162	BUSHING, STARTER HOUSING	7	2	25-25439	O RING-Shift Shaft Bushing .	55	14
				25-26855	O RING-Water & Oil Adaptor (LARGE)	55	22
				25-31144	O RING-Exhaust cover	39	4
				25-31305	O RING	45	45
				25-31986	O RING-Bearing Carrier	57	47

PARTS INDEX

Part Number	Description	Pg.	Ref. No.	Part Number	Description	Pg.	Ref. No.
25-37143	"O" RING, FUEL PUMP FILTER (BOTTOM)	13	5	27-37128	GASKET, OIL PUMP	27	11
25-37167	GROMMET, STARTER MOTOR	7	15	27-37137	GASKET, FUEL PUMP	13	12
25-38099	O RING	51	9	27-38097	GASKET-Water Pump Housing Insert	51	17A
25-38101	O RING-Drive Shaft Housing	51	25	27-38110	GASKET-Water Pocket Cover	53	46
25-38106	O RING-Oil Seal Carrier	53	64	27-38115	GASKET-Water & Oil Adaptor	55	23
26-23300	OIL SEAL	57	50	27-38116	GASKET-Water Pump Housing to Top Cover	51	20A
26-23300	OIL SEAL (LOWER)	51	8	27-38168	GASKET-Gimbal Housing to Transom	43	12
26-23517	OIL SEAL	57	51	27-38178	GASKET-Bell Housing to Drive Shaft Housing	45	50
26-26782	OIL SEAL (UPPER)	51	7	27-38263	GASKET-Receiver Housing	49	48
26-31249	OIL SEAL-Shift Shaft Bushing	55	16	27-38309	GASKET, FLYWHEEL COVER	37	6
26-32540	OIL SEAL-Upper Gimbal Housing Bushing	43	6	27-38531	GASKET, CARBURETOR MOUNTING	13	22
26-32911	OIL SEAL-Lower Gimbal Housing Bushing	43	8	27-38555	GASKET, THERMOSTAT CONTAINER	33	22
26-36557	SEAL-Rubber	53	45	27-38556	GASKET, THERMOSTAT COVER	33	27
26-36557	SEAL-Rubber-Water Inlet Tube	55	26	27-38558	GASKET, OIL PRESSURE SENDER ADAPTOR	3	16
26-37066	SEAL, REAR MAIN - CRANKSHAFT (CYLINDER BLOCK)	29	27	27-38561	GASKET, FRONT EXHAUST MANIFOLD COVER	33	14
26-38105	OIL SEAL	53	63	27-38561	GASKET, REAR EXHAUST MANIFOLD COVER	35	42
26-38235	OIL SEAL	39	2	27-38562	GASKET, EXHAUST ELBOW	35	50
26-38294	SEAL-Water	43	14	27-38564	GASKET, FLAME ARRESTOR ADAPTOR	13	28
26-38517	OIL SEAL, TIMING COVER	27	37	27-38633	GASKET-Water Pump Housing	51	18A
27-23167	GASKET, STOP SCREW	17	4	27-38713	GASKET, IDLE TUBE	19	51
27-28406	GASKET, INLET NEEDLE	17	7	27-38728	GASKET, BODY TO FLOAT BOWL	17	24
27-28406	GASKET, MAIN NOZZLE PLUG SCREW	17	26	27-38856	GASKET-Face Plate toTop Cover	51	15
27-28409	GASKET, INLET CHECK VALVE	17	17	27-38857	GASKET-Water Pump Housing to Face Plate	51	13
27-32019	GASKET, RELIEF VALVE CAP	37	16	27-38957	GASKET-Sealing	51	10
27-37058	GASKET, DISTRIBUTOR	9	22	27-87095A1	GASKET SET (CYLINDER HEAD)	63	-
27-37073	GASKET, TIMING COVER	27	38	28-30281	KEY-Bearing Carrier	57	52
27-37073A	GASKET SET-Miscellaneous	25	-	28-37030	KEY, INLET VALVE (SINGLE GROOVE)	25	16
27-37073A1	GASKET SET (MISCELLANEOUS)	63	-	28-37039	KEY, EXHAUST VALVE (DOUBLE GROOVE)	25	17
27-37073A1	GASKET SET(MISCELLANEOUS)	37	-	28-37047	KEY, CAMSHAFT	29	2
27-37073A1	GASKET SET-Miscellaneous	5	-	28-37116	KEY, CRANKSHAFT	31	33
27-37073A1	GASKET SET-Miscellaneous	15	-	30-20839	BALL BEARING	57	45
27-37073A1	GASKET SET-Miscellaneous	27	-	30-31561	BALL BEARING	43	9
27-37089	GASKET, OIL FILLER CAP	25	6	30-37133	BALL, OIL PRESSURE RELEASE VALVE	27	21
27-37095	GASKET, CYLINDER HEAD	25	11	30-38716	BALL, CHECK - ACCELERATOR PUMP OUTLET	17	13
27-37095A1	GASKET SET(CYLINDER HEAD)	37	-	31-20231	ROLLER BEARING-Drive Shaft	55	4
27-37096	GASKET, TOP COVER	25	2	31-20249	ROLLER BEARING	57	36
27-37097	GASKET, INTAKE AND EXHAUST MANIFOLD TO CYLINDER HEAD	33	35	31-20249	ROLLER BEARING	57	49
27-37097A1	GASKET SET (MANIFOLD)	63	-				
27-37097A1	GASKET SET(MANIFOLD)	37	-				
27-37097A1	GASKET SET-Manifold	15	-				
27-37097A1	GASKET SET-Manifold	35	-				
27-37098	GASKET SET, OIL PAN	27	24				
27-37102A1	GASKET ASSEMBLY, CYLINDER SLEEVE	29	19				

PARTS INDEX

Part Number	Description	Pg.	Ref. No.	Part Number	Description	Pg.	Ref. No.
31-38135A1	TAPERED ROLLER BEARING ASSEMBLY-LOWER	51	35	37-38145	DECAL-Drive Shaft Housing (PORT)	51	40
31-38137A1	TAPERED ROLLER BEARING ASSEMBLY-UPPER	51	30	37-38611	DECAL, TOP COVER	25	7
31-38142A2	TAPERED ROLLER BEARING ASSEMBLY-Drive Gear	53	61	37-38924	DECAL, TOP COVER (EXPORT ENGINES ONLY)-	25	7
31-38146A1	TAPERED ROLLER BEARING ASSEMBLY	55	20	38-38234	NAME PLATE	39	9
31-38356A1	TAPERED ROLLER BEARING	57	37	38-38876	SERIAL PLATE, CYLINDER BLOCK	27	34
32-38134	WATER TUBE-Water Pocket Cover	53	48	39-37099A1	PISTON RING ASSEMBLY	29	18
32-38186	STEERING CABLE GUIDE TUBE	39	28	43-37053	GEAR, TIMING - CAMSHAFT	29	7
32-38264	WATER TUBE	43	22	43-37117	GEAR,TIMING - CRANKSHAFT	31	34
32-38300A1	HYDRAULIC TUBING ASSEMBLY-Sender Housing to Receiver Housing	49	43	43-38122A2	GEAR ASSEMBLY-Complete	51	33
32-38303	WATER HOSE-Gimbal Housing to Bell Housing (10-1/4 IN.)	43	24	43-38126	PINION GEAR	55	8
32-38306	HOSE, WATER INLET - EXHAUST MANIFOLD FITTING TO TRANSOM PLAT	33	3	43-38129	REVERSE GEAR	57	43
32-38435	HOSE, THERMOSTAT COVER TO INTAKE MANIFOLD (4")	33	30	43-38129A2	REVERSE GEAR ASSEMBLY	57	0
32-38436	HOSE, INTAKE MANIFOLD TO EXHAUST ELBOW (5 7/8")	35	62	43-38355	FORWARD GEAR ASSEMBLY	57	35
32-38436	HOSE, THERMOSTAT CONTAINER TO EXHAUST MANIFOLD (5 7/8")	33	17	43-38355A1	FORWARD GEAR SET	57	0
32-38437	HOSE, BLEED - EXHAUST MANIFOLE TO CYLINDER BLOCK (5")	33	7	44-38127	PROPELLER SHAFT	57	42
32-38523	FUEL LINE, INLET-FUEL TANK TO FUEL PUMP (10")	13	18	45-38121	UPPER DRIVE SHAFT	51	34
32-38527	FUEL LINE, REAR CARBURETOR TO FRONT CARBURETOR (6")	13	36	45-38125A2	DRIVE SHAFT ASSEMBLY	55	5
32-38529	FUEL LINE, FUEL PUMP TO REAR CARBURETOR (19")	13	19	46-38958A2	WATER PUMP HOUSING ASSEMBLY	51	6
32-38571	HOSE, RELIEF VALVE TO EXHAUST ELBOW (MOLDED)	35	58	46-38958A3	WATER PUMP HOUSING ASSEMBLY	51	6
32-38576	HOSE, BREATHER-REAR CARBURETOR TO COVER (7 3/4")	15	42	47-20268	IMPELLER	51	21
32-38687	DRAIN TUBE-Drive Shaft Housing (1-5/8 IN.)	51	4	48-33774A1	PROPELLER ASSEMBLY	57	0
32-38841	WATER TUBE	43	22	48-38086A1	PROPELLER ASSEMBLY	59	0
32-38905	WATER HOSE-Gimbal Housing to Bell Housing (13 IN.)	43	24	48-38090A1	PROPELLER ASSEMBLY	59	0
33-37083	SPARK PLUG (AC-44F)	9	21	48-38094A1	PROPELLER ASSEMBLY	59	0
37-38144	DECAL-Drive Shaft Housing (STARBOARD)	53	41	48-38098A1	PROPELLER ASSEMBLY	57	0
				48-38394A1	PROPELLER ASSEMBLY	59	0
				48-38396A1	PROPELLER ASSEMBLY	59	0
				50-37151	STARTER MOTOR ASSEMBLY	3	19
				50-37151	STARTER MOTOR ASSEMBLY, COMPLETE	7	-
				52-38128	CLUTCH	57	39
				54-20386	CLAMP, BLEED HOSE TO CYLINDER BLOCK	33	9
				54-22740	CLAMP, STATOR LEAD TO MOUNTING BRACKET	31	40
				54-32739	CLAMP, EXHAUST BELLOWS TO EXHAUST ELBOW	35	55
				54-32739	CLAMP, EXHAUST BELLOWS TO TRANSOM PLATE	35	56
				54-32739	CLAMP-Universal Joint Bellows to Gimbal Housing	43	36
				54-33271	CLAMP LOCK-COIL TERMINAL	9	2
				54-33361	CLIP, TIMING COVER SCREW	27	41
				54-33361	CLIP, WIRING HARNESS - THERMOSTAT CONTAINER SCREW	33	24

PARTS INDEX

Part Number	Description	Pg.	Ref. No.	Part Number	Description	Pg.	Ref. No.
54-34764	EYE, LIFTING - REAR COVER SCREW	35	45	616-2596	CONNECTING ROD ASSEMBLY	29	20
54-35830	CLAMP, WATER INLET HOSE TO EXHAUST MANIFOLD FITTING	33	4	616-2597	CONNECTING ROD ASSEMBLY	29	20
54-35830	CLAMP, WATER INLET HOSE TO TRANSOM PLATE COUPLING	33	5	740-2923	PISTON AND PISTON LINER ASSEMBLY	29	17
54-35830	CLAMP-Water Tube to Gimbal Housing and Bell Housing	43	26	845-2599	CYLINDER BLOCK ASSEMBLY	27	1
54-37191	CLIP, SPRING-DISTRIBUTOR CAP	11	42	940-2600	CYLINDER HEAD ASSEMBLY	25	8
54-38537	CLIP, WIRING, HARNESS TO CYLINDER BLOCK	3	3	1236-2233	FUEL TANK ASSEMBLY	62	0
54-38723	CLIP, CHOKE SHAFT AND LEVER SCREW	17	33	1342-2564	CARBURETOR ASSEMBLY, COMPLETE	17	0
54-38819	CLAMP, BREATHER HOSE TO REAR CARBURETOR	15	43	1342-2564	CARBURETOR ASSEMBLY, REAR	13	21
54-38819	CLAMP, BREATHER HOSE TO ROCKER COVER	15	44	1342-2565	CARBURETOR ASSEMBLY, COMPLETE	17	0
54-38819	CLAMP, HOSE TO EXHAUST ELBOW	35	63	1342-2565	CARBURETOR ASSEMBLY, FRONT	13	35
54-38819	CLAMP, HOSE TO EXHAUST ELBOW CONNECTOR	35	59	1399-1378	LEVER, THROTTLE	19	42
54-38819	CLAMP, HOSE TO EXHAUST MANIFOLD	33	18	1399-1459	JET, MAIN FUEL (.059)	17	10
54-38819	CLAMP, HOSE TO INTAKE MANIFOLD CONNECTOR	33	32	1399-215	SCREEN, INLET - FLOAT BOWL	17	8
54-38819	CLAMP, HOSE TO INTAKE MANIFOLD CONNECTOR	35	64	1399-2577	CHOKE SHUTTER	17	31
54-38819	CLAMP, HOSE TO THERMOSTAT CONTAINER	33	19	1399-2578	THROTTLE SHUTTER	19	46
54-38819	CLAMP, HOSE TO THERMOSTAT COVER ELBOW	33	31	1399-2579	COVER, RUBBER - ACCELERATOR PUMP	17	20
54-38819	CLAMP, HOSED TO RELIEF VALVE	35	60	1399-2580	IDLE TUBE	19	50
54-38840	CLAMP-Water Tube to Gimbal Housing	43	19	1399-2581	PUMP ASSEMBLY, ACCELERATOR	17	18
54-38863	CLAMP, BLEED HOSE TO EXHAUST MANIFOLD	33	8	1399-2582	LEVER, THROTTLE SHAFT	17	38
54-38888	CLAMP-Exhaust Bellows to Bell Housing	45	40	1399-2583	SHAFT THROTTLE	19	41
54-38888	CLAMP-Exhaust Bellows to Gimbal Housing	45	39	1399-2584	INLET NEEDLE, SEAT AND GASKET	17	6
54-38889	CLAMP-Universal Joint to Bell Housing	43	37	1399-2585	CHOKE SHAFT AND LEVER	17	29
227-2567A1	FLYWHEEL ASSEMBLY, CRANKSHAFT (STATOR END)	31	37	1399-2586	CUP, RETAINER - CHECK BALL AND RETURN SPRING	17	15
228-2603	FLYWHEEL ASSEMBLY, CRANKSHAFT (ENGINE COUPLING END)	29	28	1399-2587	MAIN NOZZLE	17	27
398-2566	STATOR, ALTERNATOR	31	35	1399-2588	FLOAT BOWL	17	1
434-2592	CRANKSHAFT	29	25	1399-2589	FLOAT ASSEMBLY	17	23
435-2593	CAMSHAFT	29	1	1399-2590	GASKET SET (1 PER CARBURETOR)	19	--
616-2594	CONNECTING ROD ASSEMBLY	29	20	1399-2591	REPAIR PARTS KIT (1 PER CARBURETOR)	19	--
				1555-2538A6	DRIVE SHAFT HOUSING ASSEMBLY	51	1
				1626-2550A1	GEAR HOUSING (BASIC)	55	1
				1626-2550A1	GEAR HOUSING (BASIC)	57	1
				1626-2550A3	GEAR HOUSING-COMplete	55	0
				1626-2550A3	GEAR HOUSING-COMplete	57	0