



PARTS CATALOG

140 ENGINE (6 CYLINDER)

SERIAL NUMBER

140 GM 194 I/L6 1963 1538930 THRU 1725960

TABLE OF CONTENTS:

ALTERNATOR ASSEMBLY	12
CARBURETOR ASSEMBLY	26
CYLINDER BLOCK, PISTON AND CRANKSHAFT	44
DISTRIBUTOR ASSEMBLY AND COIL	16
FLYWHEEL HOUSING AND ENGINE SUPPORT	40
FRONT WATER DISTRIBUTION ASSEMBLY	38
FUEL PUMP, FUEL FILTER AND CARBURETOR	20
GASKETS AND GASKET SETS	54
INSTRUMENT PANEL ASSEMBLY	48
MANIFOLD BODY	30
PARTS INDEX	56
RELIEF VALVE BODY ASSEMBLY	34
STARTER MOTOR ASSEMBLY	8
WIRING HARNESS, STARTER MOTOR AND ALTERNATOR	2

NOTE: Indented description indicate that these parts are included in preceeding assembly.

AR = As Required

NSS = Not Sold Separate

OPT = Optional

NS = Not Shown

THESE PARTS BOOKS/FICHE CARD ARE COPYRIGHTED AND MAY NOT BE DISTRIBUTED OR REPRODUCED IN ANY OTHER FORMAT BY ANYONE OTHER THAN MERCURY MARINE WITHOUT THE PRIOR WRITTEN CONSENT OF MERCURY MARINE.

REPLACEMENT PARTS ! WARNING !

Electrical, ignition and fuel system components on MerCruiser Engines and Stern Drives are designed and manufactured to comply with U.S. Coast Guard Rules and Regulations to minimize risks of fire or explosion. Use of replacement electrical, ignition or fuel system components, which do not comply to these rules and regulations, could result in a fire or explosion hazard and should be voided.

When servicing the electrical, ignition and fuel systems, it is extremely important that all components are properly installed and tightened. If not, any electrical or ignition component opening would permit sparks to ignite fuel vapors from fuel system leaks, if they existed.

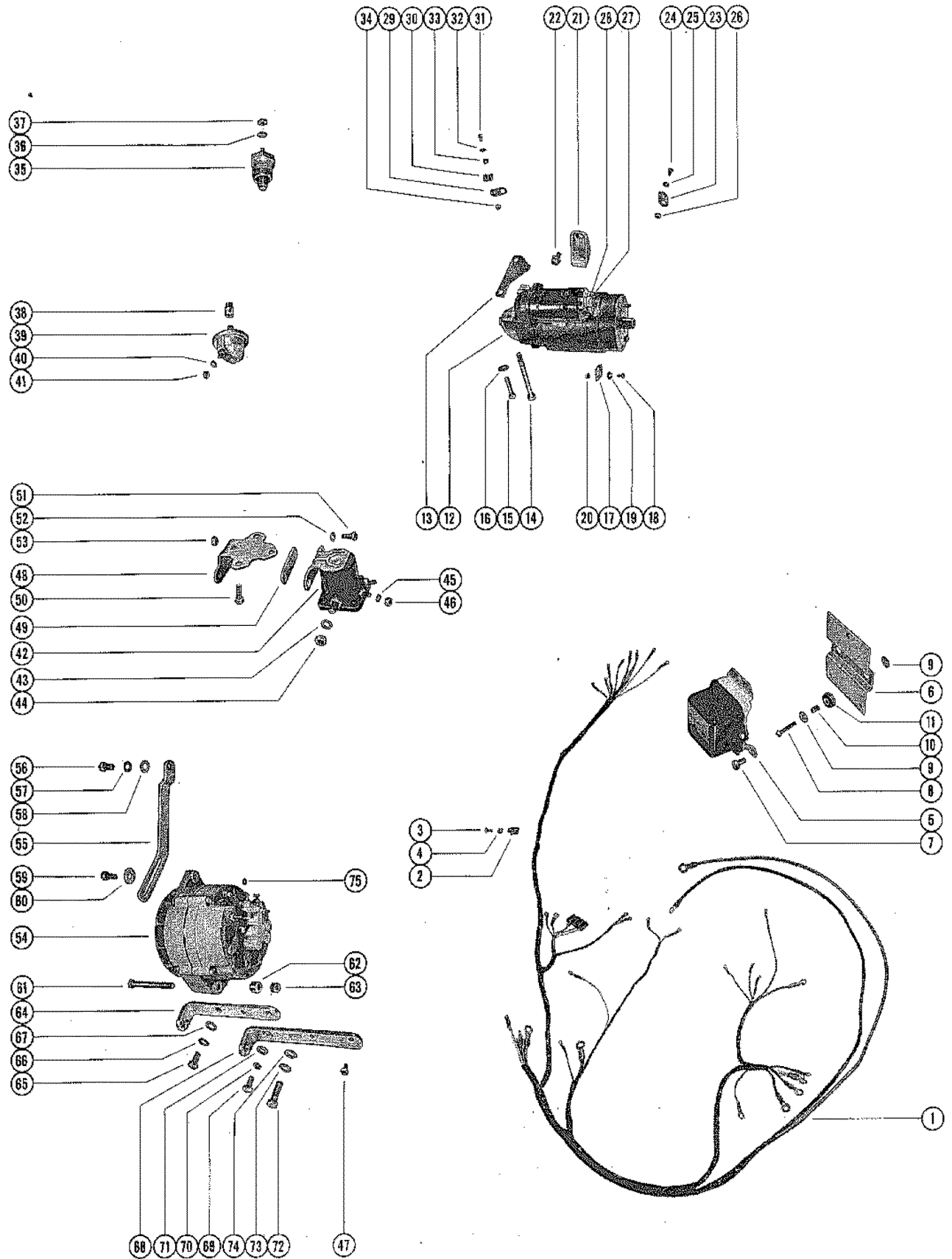
ENGINE MECHANICAL COMPONENTS

Many of the engine mechanical components are designed for marine applications. Unlike automotive engines, marine engines are subjected to extended periods of heavy load and wide- open-throttle operation, therefore, require heavy-duty components. Special marine engine parts have design and manufacturing specifications, which are required to provide long life and dependable performance. Marine engine parts also must be able to resist the corrosive action of salt or brackish water that will rust or corrode standard automotive parts within a short period of time.

Failure to use recommended Mercury Precision Parts OR Quicksilver service replacement parts can result in poor engine performance and/or durability, rapid corrosion of parts subjected to salt water and possibly complete failure of the engine.

Use of parts other than recommended service replacement parts will void the warranty on those parts which are damaged as a result of the use of other than recommended parts.

WIRING HARNESS, STARTER MOTOR AND ALTERNATOR

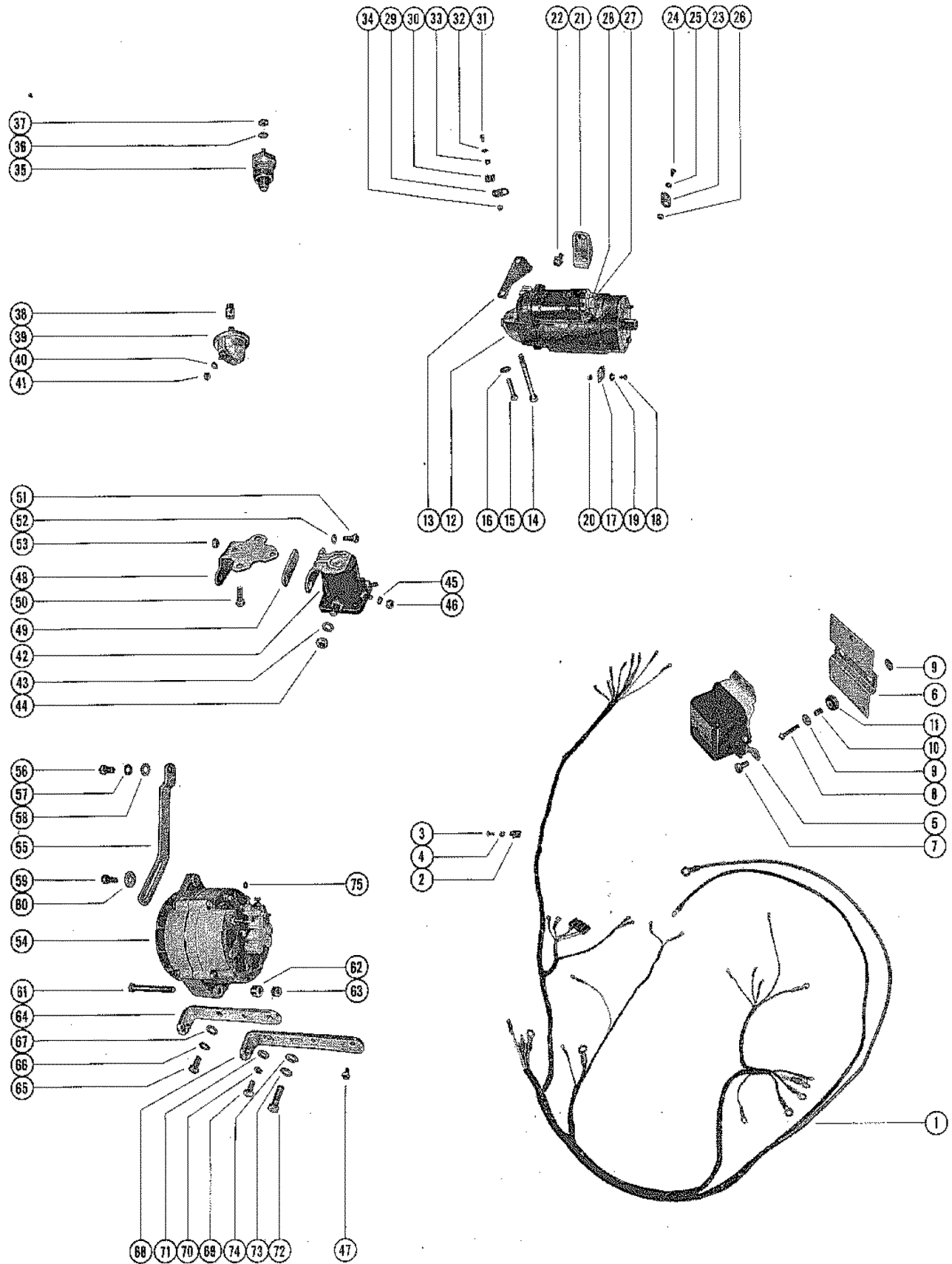


WIRING HARNESS, STARTER MOTOR AND ALTERNATOR

REF. NO.	PART NO.	SYM.	QTY.	DESCRIPTION
1	32785		1,,,	WIRING HARNESS, EXTERNAL
	34424		,1,1,1	WIRING HARNESS, EXTERNAL
2	54-22875		2,,,	CLIP, WIRING HARNESS TO BOAT
	54-22627		,2,2,2	CLIP, WIRING HARNESS TO BOAT
3	10-22793		2,2,2,2	SCREW, WOOD-WIRING HARNESS CLIP TO BOAT
4	22789		2,2,2,2	"D" WASHER, WIRING HARNESS CLIP SCREW
5	32702		1,,,	VOLTAGE REGULATOR
	34141		,1,1,1	VOLTAGE REGULATOR
7	10-29238		3,3,3,3	SCREW, VOLTAGE REGULATOR TO MOUNT
8	10-33615		2,2,2,2	SCREW, VOLTAGE REGULATOR MOUNT TO TRANSOM
9	12-22887		4,4,4,4	WASHER, VOLTAGE REGULATOR MOUNT SCREW
10	23-28626		2,2,2,2	SPACER, VOLTAGE REGULATOR MOUNT
12	50-32703		1,1,1,1	STARTER MOTOR ASSEMBLY C14 FOR BREAKDOWN
13	23-34547		1,,,	SPACER, STARTER MOTOR
14	10-34545		1,1,1,1	BOLT, STARTER MOTOR MOUNTING (4 21/32")
15	10-34544		1,1,1,1	BOLT, STARTER MOTOR MOUNTING (1 15/16")
16	12-32648		1,1,1,1	WASHER, STARTER MOTOR BOLT
17	32786		1,1,1,1	TAB, STARTER MOTOR SOLENOID SWITCH TERMINAL
18	10-20191		1,1,1,1	SCREW, WIRING HARNESS LEAD TO SOLENOID SWITCH TERMINAL TAB (
19	13-26995		1,1,1,1	LOCKWASHER, WIRING HARNESS LEAD SCREW
20	11-26419		1,1,1,1	NUT, WIRING HARNESS LEAD SCREW
21	34546		1,1,1,1	BRACE, STARTER MOTOR
22	10-35192		2,2,,	SCREW, BRACE TO STARTER MOTOR AND CYLINDER BLOCK (3/4")
	10-35765		,,2,2	SCREW, BRACE TO STARTER MOTOR AND CYLINDER BLOCK (5/8")
23	32786		1,1,1,1	TAB, WIRING HARNESS LEAD TO CYLINDER BLOCK
24	10-20191		1,1,1,1	SCREW, WIRING HARNESS LEAD TO CYLINDER BLOCK TAB (SEE NOTE B
	10-20191		11,11,11,1	SCREW, WIRING HARNESS LEAD TO CYLINDER BLOCK TAB (SEE NOTE B
25	13-26995		1,1,1,1	LOCKWASHER, WIRING HARNESS LEAD SCREW
26	11-26419		1,1,1,1	NUT, WIRING HARNESS LEAD SCREW
27	11-28517		1,1,1,1	NUT, SOLENOID SWITCH TRMINAL (LARGE)
28	11-26419		1,1,1,1	NUT, SOLENOID SWITCH TERMINAL (SMALL)
29	32786		1,1,1,1	TAB, STARTER MOTOR TO CYLINDER SCREW
30	54-26550		1,,,	CLIP, WIRING HARNESS TO STARTER MOTOR
	54-22875		,1,1,1	CLIP, WIRING HARNESS TO STARTER MOTOR
31	10-20191		1,1,1,1	SCREW, WIRING HARNESS CLIP TO STARTER MOTOR TAB (SEE NOTE BE
32	13-26995		1,1,1,1	LOCKWASHER, WIRING HARNESS CLIP SCREW
33	22789		1,1,1,1	"D" WASHER, WIRING HARNESS CLIP SCREW
34	11-26419		1,1,1,1	NUT, WIRING HARNESS CLIP SCREW
35	32828		1,,,	WATER TEMPERATURE SENDER ASSEMBLY

CONTINUED ON NEXT PAGE ➡

WIRING HARNESS, STARTER MOTOR AND ALTERNATOR

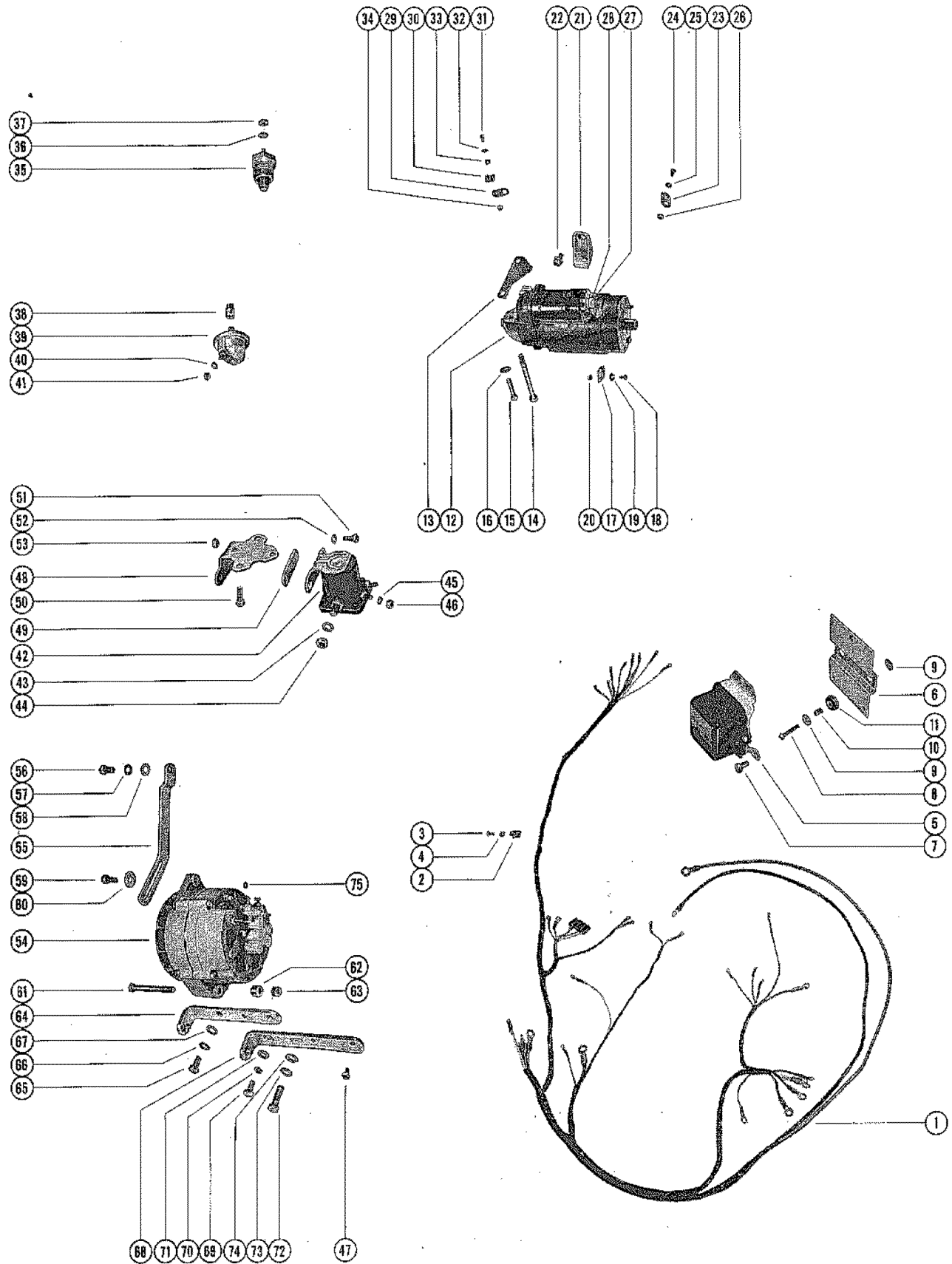


WIRING HARNESS, STARTER MOTOR AND ALTERNATOR

REF. NO.	PART NO.	SYM.	QTY.	DESCRIPTION
35	34625		,1,1,1	WATER TEMPERATURE SENDER ASSEMBLY
36	13-26996		1,1,1,1	LOCKWASHER, WATER TEMPERATURE SENDER TERMINAL (#10)
37	11-20645		1,1,1,1	NUT, WATER TEMPERATURE SENDER TERMINAL (10-32)
38	22-32974		1,1,1,1	ADAPTOR, OIL PRESSURE SENDER TO CYLINDER BLOCK
39	32830		1,,,	OIL PRESSURE SENDER ASSEMBLY, CYLINDER BLOCK
	34623		,1,1,1	OIL PRESSURE SENDER ASSEMBLY, CYLINDER BLOCK
40	13-26996		1,1,1,1	LOCKWASHER, OIL PRESSURE SENDER TERMINAL (#10)
41	11-20645		1,1,1,1	NUT, OIL PRESSURE SENDER TERMINAL (10-32)
42	25661		1,1,1,1	STARTER SOLENOID
43	13-20202		2,2,2,2	LOCKWASHER, STARTER SOLENOID TERMINAL (5/16")
44	44-20083		2,2,2,2	NUT, STARTER SOLENOID TERMINAL (5/16")
45	13-26996		2,2,2,2	LOCKWASHER, STARTER SOLENOID TERMINAL (#10)
46	11-20645		2,2,2,2	NUT, STARTER SOLENOID TERMINAL (10-32)
47	10-29238		2,,,	SCREW, STARTER SOLENOID TO MOUNTING BRACKET (3/8")
	10-20031		,2,2,2	SCREW, STARTER SOLENOID TO EXHAUST MANIFOLD BODY (1/2") SERIAL 00000000-01667922
48	36176		,,,1	BRACKET, STARTER SOLENOID MOUNTING SERIAL 01667923-09999999
49	36177		,,,1	INSULATOR, STARTER SOLENOID BRACKET SERIAL 01667923-09999999
50	10-29197		,,,2	SCREW, MOUNTING BRACKET TO MANIFOLD BODY (5/8") SERIAL 01667923-09999999
51	10-21625		,,,2	SCREW, STARTER SOLENOID TO MOUNTING BRACKET (3/4") SERIAL 01667923-09999999
52	13-26992		,,,2	LOCKWASHER, STARTER SOLENOID SCREW SERIAL 01667923-09999999
53	11-20088		,,,2	NUT, STARTER SOLENOID SCREW SERIAL 01667923-09999999
54	32701		1,1,1,1	ALTERNATOR ASSEMBLY D2 FOR BREAKDOWN
55	32754		1,1,1,1	SCREW, ALTERNATOR BRACE TO CYLINDER BLOCK (3/4")
56	10-27165		1,1,1,1	SCREW, ALTERNATOR BRACE TO CYLINDER BLOCK (3/4")
57	13-37459		1,1,1,1	LOCKWASHER, ALTERNATOR BRACE SCREW
58	12-20553		1,1,1,1	WASHER, ALTERNATOR BRACE SCREW
59	10-29198		1,1,1,1	SCREW, ALTERNATOR BRACE TO ALTERNATOR (7/8")
60	12-26168		1,1,1,1	WASHER, ALTERNATOR BRACE SCREW
61	10-32775		1,1,1,1	SCREW, ALTERNATOR TO BRACKET (3 1/2")
62	23-32727		1,1,1,1	SPACER, ALTERNATOR SCREW
63	11-25269		1,1,1,1	NUT, ALTERNATOR SCREW
64	32753		1,1,,	BRACKET, ALTERNATOR MOUNTING-CYLINDER BLOCK
65	10-26632		1,1,1,1	SCREW, ALTERNATOR MOUNTING BRACKET TO CYLINDER BLOCK (3/4")
66	13-37459		1,1,1,1	LOCKWASHER, ALTERNATOR MOUNTING BRACKET SCREW
67	12-20553		1,1,1,1	WASHER, ALTERNATOR MOUNTING BRACKET SCREW
68	32835		1,1,1,1	BRACKET, STARTER SOLENOID MOUNTING-CYLINDER BLOCK

CONTINUED ON NEXT PAGE ➡

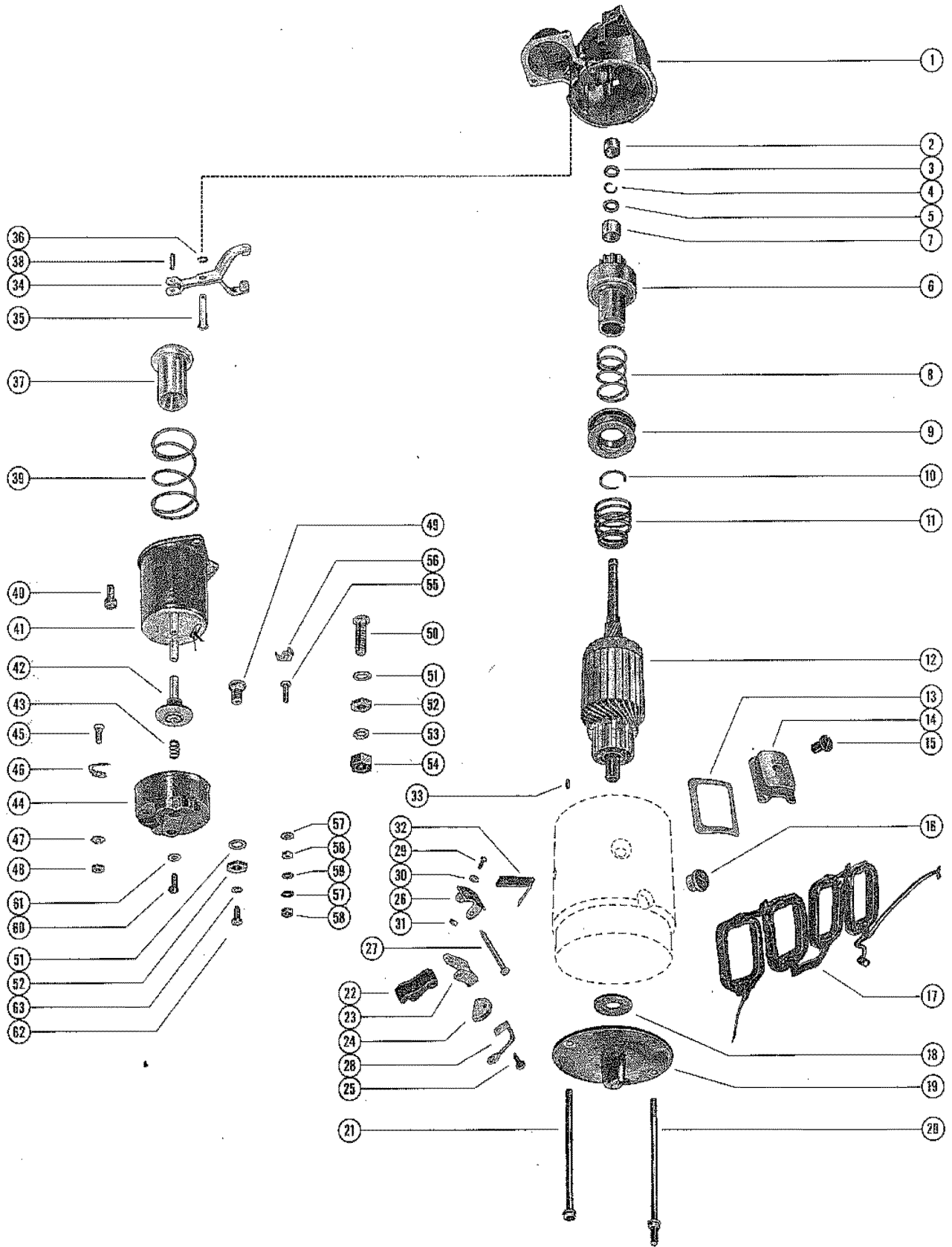
WIRING HARNESS, STARTER MOTOR AND ALTERNATOR



WIRING HARNESS, STARTER MOTOR AND ALTERNATOR

REF. NO.	PART NO.	SYM.	QTY.	DESCRIPTION
69	10-33524		1,1,1,1	SCREW, ALTERNATOR AND STARTER SOLENOID MOUNTING BRACKETS TO
70	13-26993		1,1,1,1	LOCKWASHERM ALTERNATOR AND STARTER SOLENOID MOUNTING BRACKET
71	12-26825		1,1,1,1	WASHER, ALTERNATOR AND STARTER SOLENOID MOUNTING BRACKETS SC
72	10-28464		1,1,1,1	SCREW, STARTER SOLENOID MOUNTING BRACKET TO CYLINDER BLOCK (
73	13-37459		1,1,1,1	LOCKWASHER, STARTER SOLENOID MOUNTING BRACKET SCREW
74	12-20553		1,1,1,1	WASHER, STARTER SOLENOID MOUNTING BRACKET SCREW
75	12-20192		1,1,1,1	WASHER, ALTERNATOR GROUND TERMINAL

STARTER MOTOR ASSEMBLY

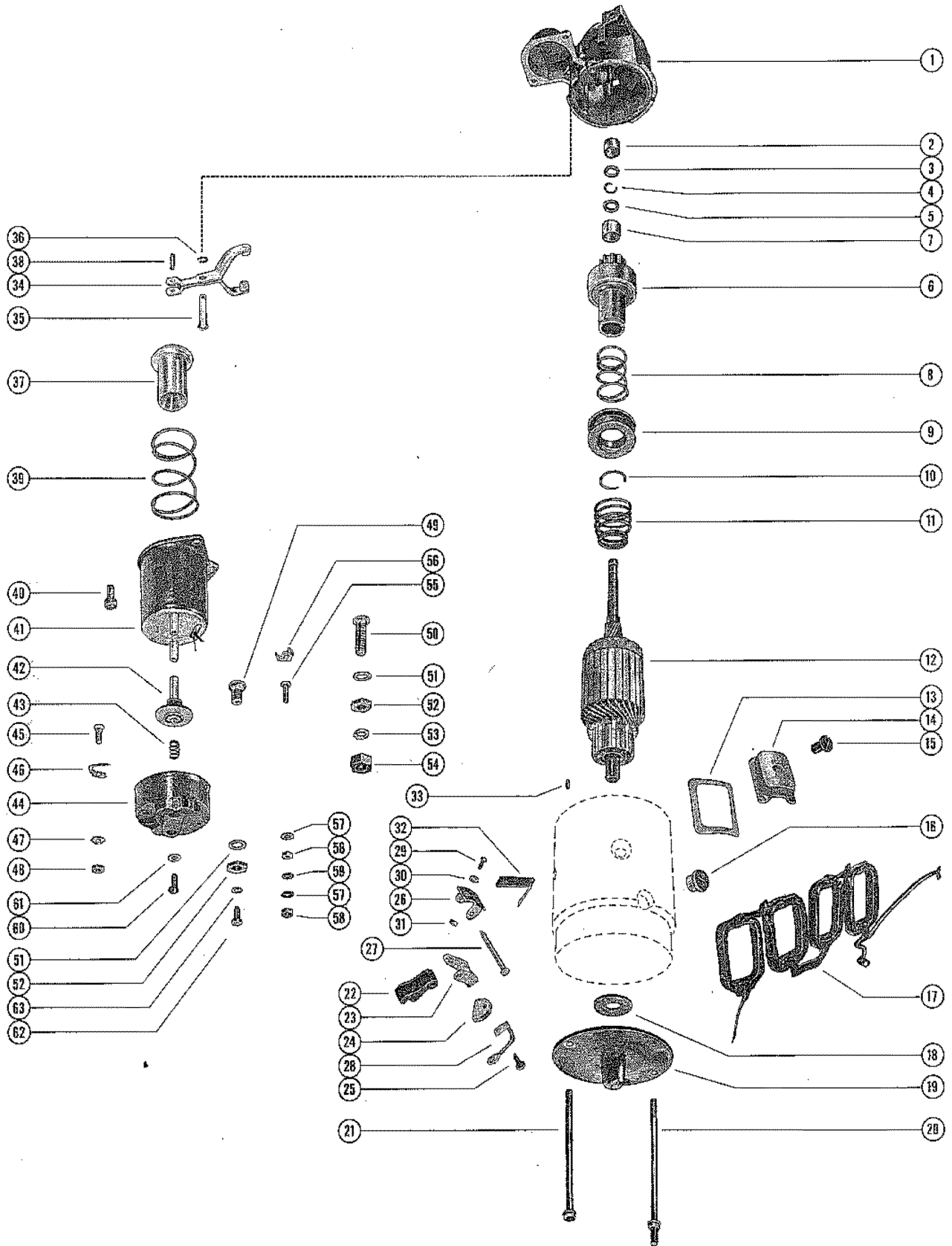


STARTER MOTOR ASSEMBLY

REF. NO.	PART NO.	SYM.	QTY.	DESCRIPTION
-	50-32703		1	STARTER MOTOR ASSEMBLY, COMPLETE
1	33324		1	HOUSING, DRIVE END
2	23-33278		1	BUSHING, DRIVE END HOUSING
3	33292		1	COLLAR, THRUST-DRIVE END HOUSING
4	53-33290		1	RING, RETAINING-PINION STOP COLLAR
5	33291		0	COLLAR, PINION STOP-DRIVE END HOUSING 1
6	33318		1	DRIVE ASSEMBLY, CLUTCH-ARMATURE
7	23-33369		1	BUSHING, GEAR END-CLUTCH DRIVE
8	24-33368		1	SPRING, CLUTCH DRIVE
-	33366		1	COLLAR, CLUTCH DRIVE
10	33367		1	LOCKWIRE, COLLAR AND SPRING RETAINING
11	24-3306		1	SPRING, SHIFT LEVER TENSION-ARMATURE
12	33320		1	ARMATURE
13	33293		4	INSULATION, POLE SHOE TO FIELD COIL
14	33282		4	SHOE, POLE-FIELD COIL
15	10-33264		4	SCREW, POLE SHOE TO FIELD COIL
16	25-33302		1	GROMMET, FIELD COIL-FIELD FRAME
17	33301		1	FIELD COIL ASSEMBLY
18	12-33258		0	WASHER, LEATHER-COMMUTATOR END FRAME
19	33295		1	FRAME COMMUTATOR END-LOWER
20	10-33296		1	BOLT, THRU-COMMUTATOR END FRAME TO DRIVE END HOUSING
21	10-33286		1	BOLT, THRU-COMMUTATOR END FRAME TO DRIVE END HOUSING
22	33284		2	HOLDER, INSULATED-FIELD FRAME BRUSH
23	33283		2	HOLDER, FIELD FRAME BRUSH GROUND
24	33270		4	BRUSH, FIELD FRAME
25	10-32024		4	SCREW, BRUSH LEAD TO FIELD FRAME BRUSH
26	33294		2	SUPPORT PACKAGE, GROUND AND INSULATED HOLDERS
27	17-33280		1	PIN, GROUND AND INSULATED HOLDER TO SUPPORT
28	33281		2	LEAD, FIELD FRAME BRUSH
29	10-33250		4	SCREW, SUPPORT TO FIELD FRAME
30	13-26996		4	LOCKWASHER, SUPPORT SCREW
..NUT,	11-30968		4	PORT SCREW
32	24-33285		2	SPRING, FIELD FRAME BRUSH
33	17-33257		1	PIN, DOWEL-FIELD FRAME TO DRIVE END HOUSING
34	33297		1	LEVER, SHIFT-DRIVE END HOUSING
35	33310		1	SHAFT, SHIFT LEVER TO DRIVE END HOUSING
36	53-33354		1	RING, RETAINING-SHIFT LEVER TO DRIVE END HOUSING SHAFT
37	33317		1	PLUNGER, SHIFT LEVER-SOLENOID SWITCH
38	17-33256		1	PIN, PLUNGER TO SHIFT LEVER
39	24-33298		1	SPRING, PLUNGER RETURN-SOLENOID SWITCH
40	10-28713		2	SCREW, SOLENOID SWITCH TO DRIVE END HOUSING

CONTINUED ON NEXT PAGE ➡

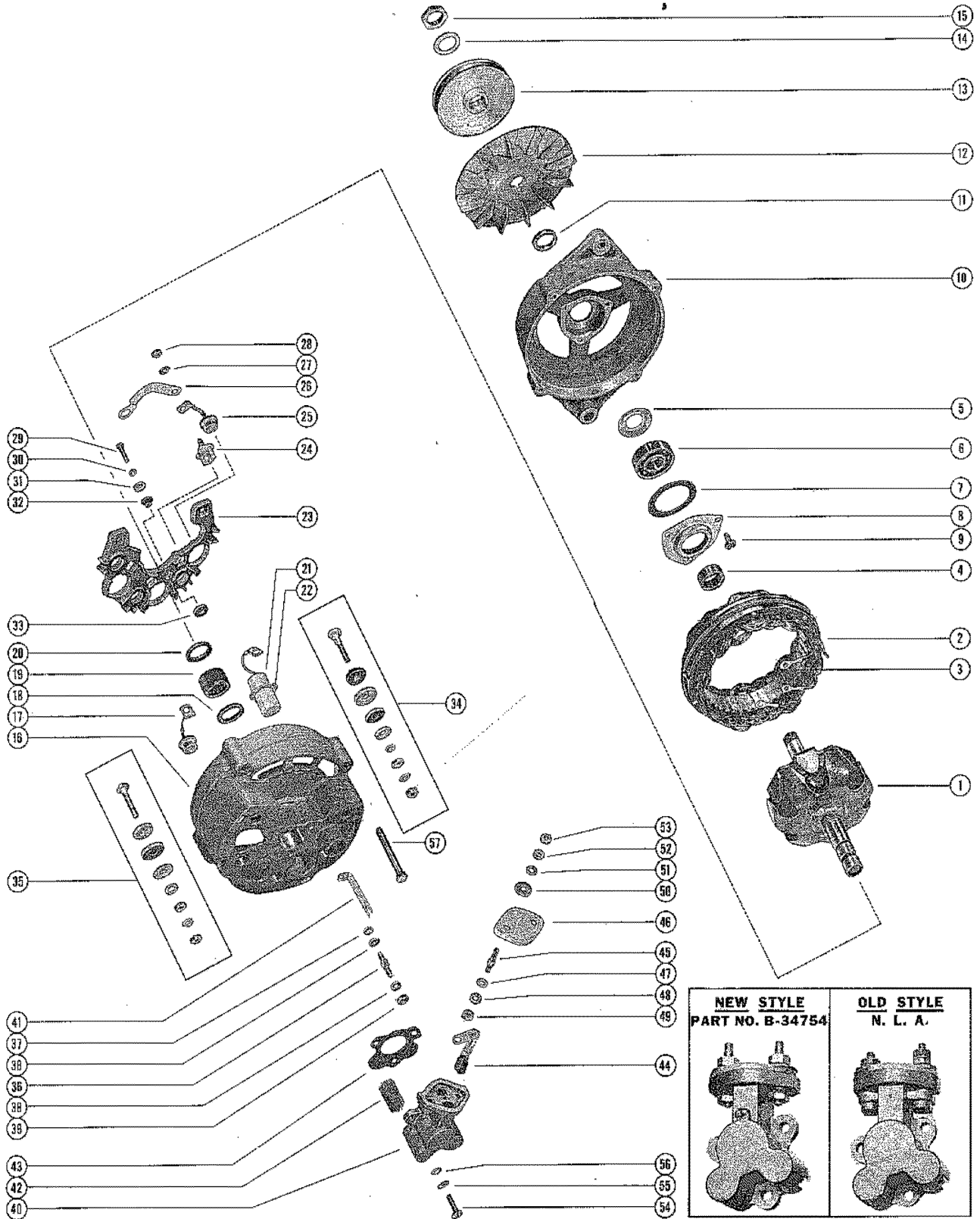
STARTER MOTOR ASSEMBLY



STARTER MOTOR ASSEMBLY

REF. NO.	PART NO.	SYM.	QTY.	DESCRIPTION
41	33261		1	SOLENOID SWITCH ASSEMBLY
42	33316		1	CONTACT AND PUSH ROD ASSEMBLY
43	24-33265		1	SPRING, CONTACT AND PUSH ROD TENSION
44	33303		1	COVER, SOLENOID SWITCH
45	16-33304		1	STUD, RESISTOR TERMINAL (10-32)
46	33305		1	CONTACT, RESISTOR TERMINAL STUD
47	13-33253		1	LOCKWASHER, RESISTOR TERMINAL STUD (#10)
48	11-20645		1	NUT,RESITOR TERMINAL STUD (10-32)
-	13-33276		1	LOCKWASHER, SWITCH TERMINAL STUD (#8)
-	11-33255		2	NUT,SWITCH TERMINAL STUD (8-32)
49	16-33294		1	STUD, MOTOR TERMINAL (3/8-16)
50	16-33288		1	STUD, BATTERY TERMINAL (3/8-16)
51	12-33289		2	WASHER,BATTERY AND MOTOR TERMINAL STUD (3/8)
52	11-33267		2	NUT, BATTERY AND MOTOR TERMINAL STUD (3/8-16)
53	13-33254		1	LOCKWASHER, BATTERY TERMINAL STUD (3/8)
54	11-33249		1	NUT, BATTERY TERMINAL STUD (3/8-16)
55	16-33262		1	STUD, SWITCH TERMINAL (8-32)
56	54-33307		1	CLIP, SWITCH TERMINAL STUD
57	12-33279		2	WASHER, PLASTIC-SWITCH TERMINAL STUD (#8)
58	11-33252		2	NUT,SWITCH TERMINAL STUD (8-32)
59	13-33268		1	LOCKWASHER, SWITCH TERMINAL STUD (#8)
60	10-33248		2	SCREW, COVER TO SOLENOID SWITCH
61	12-33279		2	WASHER, PLASTIC-COVER SCREW
62	10-33315		1	SCREW,FIELD COIL LEAD TO SOLENOID SWITCH
63	13-33251		1	LOCKWASHER, FIELD COIL LEAD SCREW

ALTERNATOR ASSEMBLY

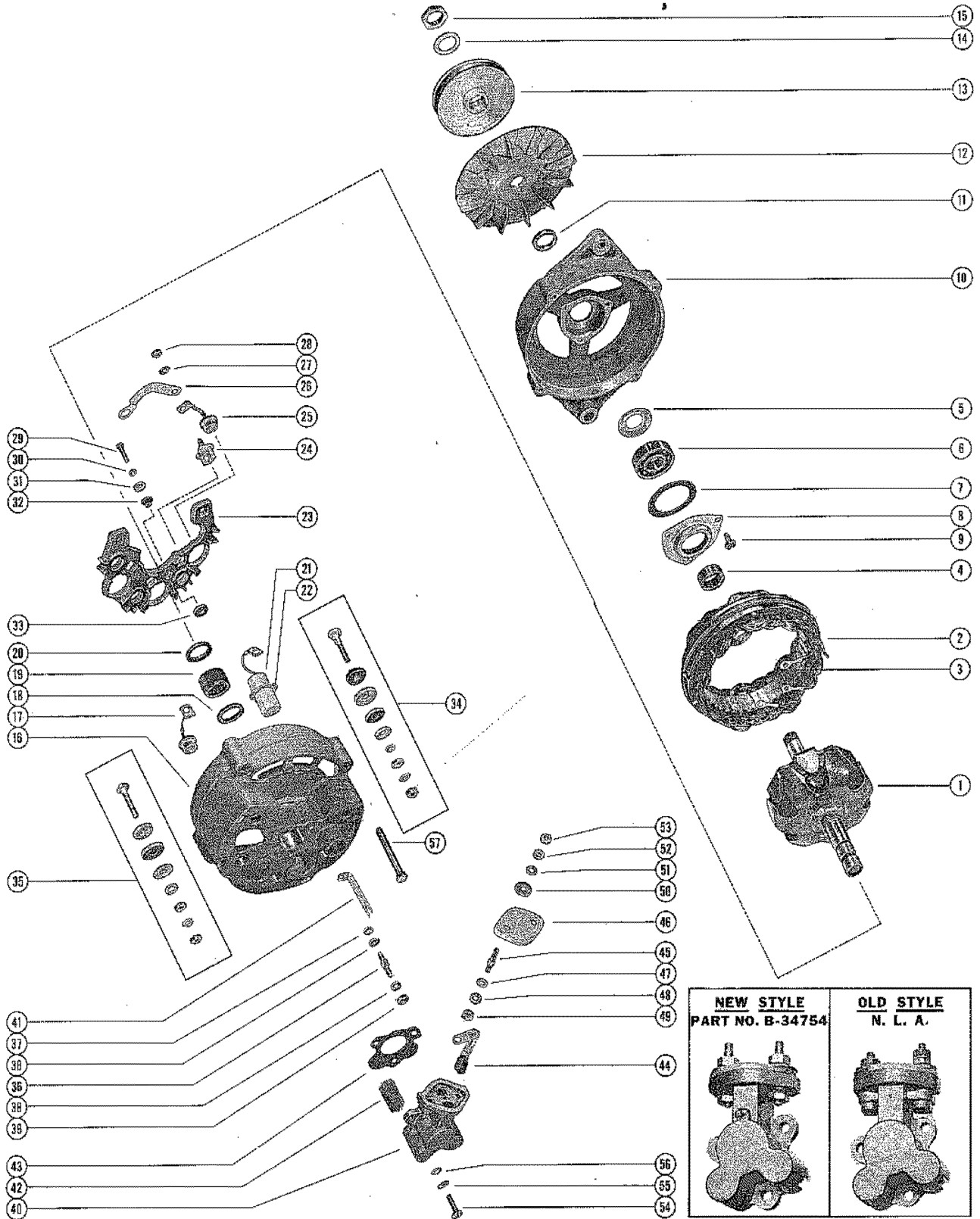


ALTERNATOR ASSEMBLY

REF. NO.	PART NO.	SYM.	QTY.	DESCRIPTION
-	32701		1	ALTERNATOR ASSEMBLY
1	33331		1	ROTOR
2	33325		1	STATOR ASSEMBLY
3	54-33329		3	CLIP, TERMINAL -STATOR LEADS
4	33263		1	COLLAR, DRIVE END FRAME-INNER
5	25-33312		1	SLINGER, GREASE-DRIVE END FRAME
6	30-20802		1	BEARING, BALL-DRIVE END FRAME
7	27-33273		1	GASKET, BALL BEARING RETAINER PLATE
8	33319		1	PLATE, BALL BEARING RETAINER-DRIVE END FRAME
9	10-33323		3	SCREW, BALL BEARING RETAINER PLATE TO DRIVE END FRAME
10	33343		1	FRAME, DRIVE END
11	33344		1	,COLLAR, DRIVE END FRAME - OUTER
12	33336		1	FAN, DRIVE END FRAME
13	33314		1	PULLEY, DRIVE END FRAME
14	13-3309		1	WASHER, WAVE-ROTOR NUT
15	11-33272		1	NUT, ROTOR TO DRIVE END FRAME
16	33349		1	FRAME ASSEMBLY, SLIP RING END
17	33341		3	DIODEPACKAGE, SLIP RING END FRAME-NEGATIVE
18	26-33348		1	SEAL, SLIP RING END FRAME ROLLER BEARING-OUTER
19	31-33355		1	BEARING, ROLLER-SLIP RING END FRAME
20	26-33339		1	SEAL, SLIP RING END FRAME ROLLER BEARING-INNER
21	33327		1	CONDENSER
22	33345		1	RETAINER, SLIP RING END FRAME CONDENSER
23	33350		0	HEAT SINK ASSEMBLY, SLIP RING END FRAME
24	33342		3	TERMINAL PACKAGE, DIODE JUNCTION AND STATOR TERMINAL
25	33340		3	DIODE JUNCTION, HEAT SINK-POSITIVE
26	33332		1	STRAP, DIODE JUNCTION TERMINAL TO RELAY TERMINAL
27	13-34383		3	LOCKWASHER, DIODE JUNCTION TERMINAL
28	11-26419		3	NUT, DIODE JUNCTION TERMINAL
29	10-24609		1	SCREW, CONDENSER TERMINAL TO HEAT SINK
30	13-34383		1	LOCKWASHER, CONDENSER TERMINAL SCREW
31	12-20192		1	WASHER, CONDENSER TERMINAL SCREW
32	33326		1	INSULATOR, CONDENSER TERMINAL SCREW
33	12-33328		1	WASHER, INSULATING-CINDENSER TERMINAL SCREW
34	33353		1	RELAY TERMINAL PACKAGE, HEAT SINK TO SLIP RING END FRAME
35	33352		1	BATTERY TERMINAL PACKAGE, HEAT SINK TO SLIP END FRAME
36	33346		1	TERMINAL, GROUND-SLIP RING END FRAME
37	12-20192		1	WASHER, GROUNED TERMINAL
38	13-26995		2	LOCKWASHER, GROUND TERMINAL

CONTINUED ON NEXT PAGE ➡

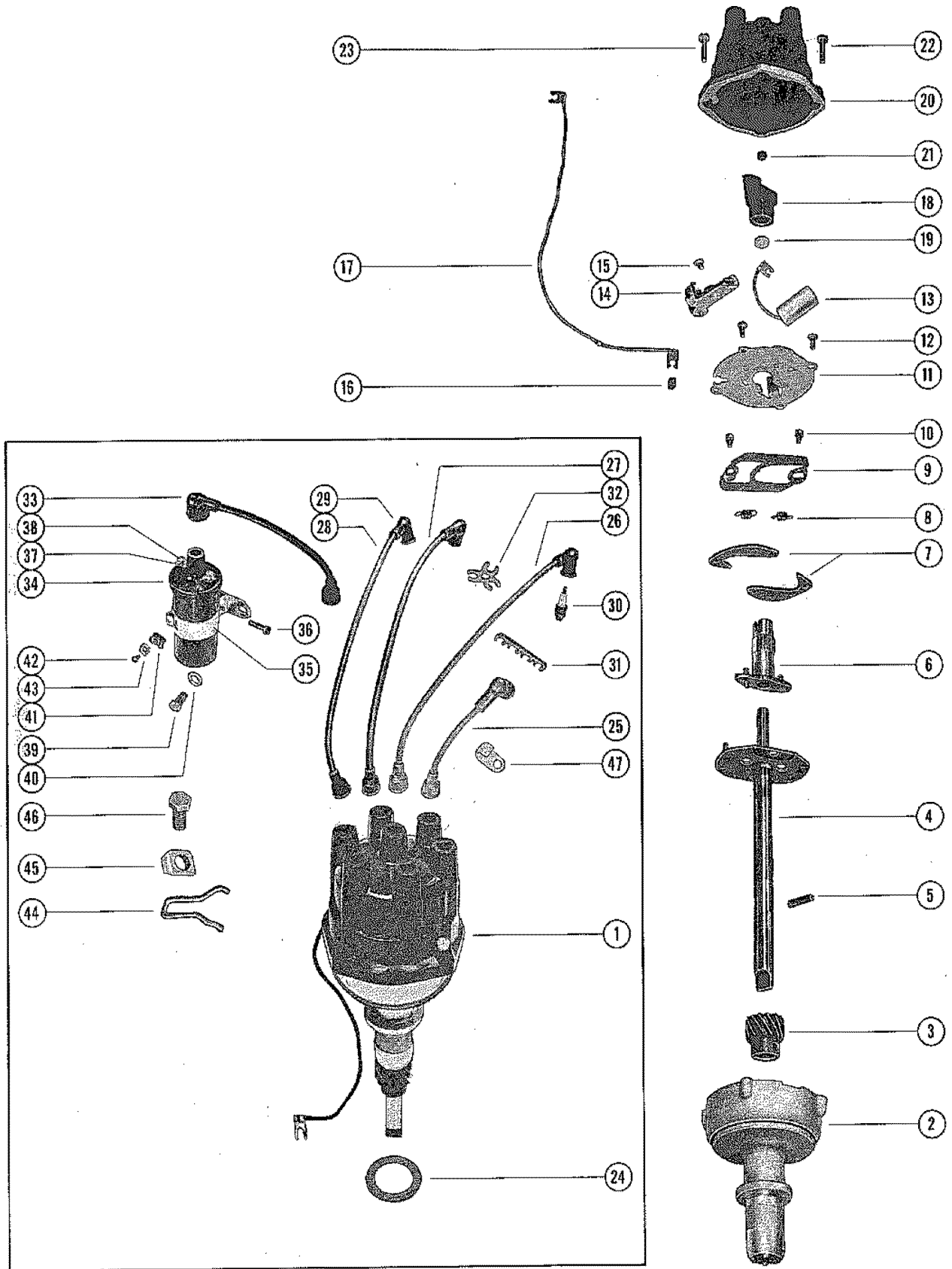
ALTERNATOR ASSEMBLY



ALTERNATOR ASSEMBLY

REF. NO.	PART NO.	SYM.	QTY.	DESCRIPTION
39	11-26419		1	NUT, GROUND TERMINAL
40	34754		1	BRUSH HOLDER PACKAGE SEE NOTE
41	35203		1	CONNECTOR, GROUND TERMINAL TO GROUND BRUSH STUD SEE NOTE
42	35-33602		1	SCREEN, FLAME ARRESTOR-BRUSH HOLDER SEE NOTE
43	27-33347		1	GASKET, BRUSH HOLDER SEE NOTE
44	35200		1	BRUSH PACKAGE, STATOR (2 PR PACKAGE) SEE NOTE
45	16-35202		1	STUD, FIELD AND GROUND BRUSH-HOLDER SEE NOTE
46	35205		1	COVER, PLASTIC-BRUSH HOLDER SEE NOTE
47	13-35207		2	WASHER, WAVE-FIELD AND GROUND BRUSH STUD (LOWER) SEE NOTE
48	13-35198		2	LOCKWASHER, FIELD AND GROUND BRUSH STUD (LOWER) SEE NOTE
49	11-35197		2	NUT, FIELD AND GROUND BRUSH STUD (LOWER) SEE NOTE
50	11-35206		2	NUT, SEALING-FIELD AND GROUND BRUSH STUD SEE NOTE
51	12-35199		1	WASHER, GROUND BRUSH STUD SEE NOTE
52	13-35208		2	WASHER, WAVE-FIELD AND GROUND BRUSH STUD (UPPER) SEE NOTE
53	11-35197		2	NUT, FIELD AND GROUND BRUSH STUD (UPPER) SEE NOTE
54	10-34382		3	SCREW, BRUSH HOLDER TO SKIP RING END FRAME
55	13-26995		3	LOCKWASHER. BRUSH HOLDER SCREW
56	12-20670		3	WASHER, BRUSH HOLDER SCREW
57	10-33322		4	BOLT, THRU-SLIP RING END FRAME TO DRIVE END FRAME

DISTRIBUTOR ASSEMBLY AND COIL

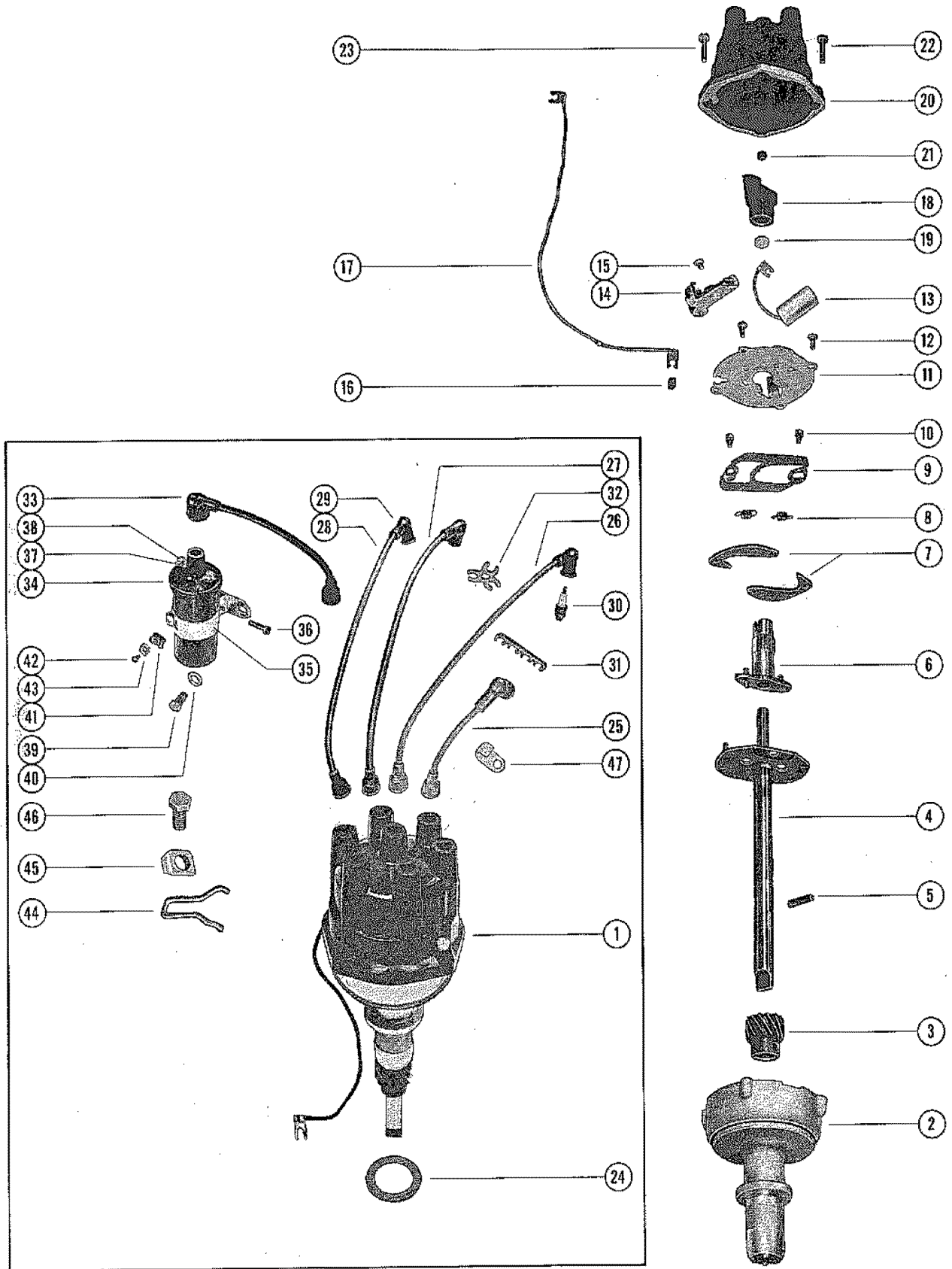


DISTRIBUTOR ASSEMBLY AND COIL

REF. NO.	PART NO.	SYM.	QTY.	DESCRIPTION
1	33300		1,1,1,1	DISTRIBUTOR ASSEMBLY, COMPLETE
2	33668		1,1,1,1	HOUSING, PRIMARY-DISTRIBUTOR
3	43-33664		1,1,1,1	GEAR,DRIVE-MAIN SHAFT
5	17-33649		1,1,1,1	PIN, DRIVE GEAR TO MAIN SHAFT
6	33767		1,1,1,1	CAM, BREAKER-ADVANCE
-	33653		1,1,1,1	FELT, BREAKER CAM LUBRICATOR
-	33670		1,1,1,1	RETAINER, BREAKER CAM LUBRICATOR FELT
7	33768		2,2,2,2	WEIGHT, BREAKER CAM ADVANCE
8	24-33769		2,2,2,2	SPRING, BREAKER CAM ADVANCE WEIGHT
-	33655		1,1,1,1	PLATE, WEIGHT HOLD DOWN
10	10-33656		2,2,2,2	SCREW, WEIGHT HOLD DOWN PLATE TO WEIGHT PLATE
11	33665		1,1,1,1	PLATE, MOUNTING-BREAKER ASSEMBLY AND CONDENSER
12	10-33648		2,2,2,2	SCREW, MOUNTING PLATE TO PRIMARY HOUSING
13	33662		1,1,1,1	CONDENSER
14	34235		1,1,1,1	BREAKER ASSEMBLY, DISTRIBUTOR
15	10-33650		1,1,1,1	SCREW, BREAKER ASSEMBLY TO MOUNTING PLATE
16	25-33666		1,1,1,1	GROMMET, MOUNTING PLATE-PRIMARY WIRE
17	33658		1,1,1,1	LEAD, PRIMARY
18	33659		1,1,1,1	ROTOR, DISTRIBUTOR
19	12-36275		1,1,1,1	WASHER, ROTOR
20	33765		1,1,1,1	DISTRIBUTOR
21	33654		1,1,1,1	BUTTON, CARBON-DISTRIBUTOR CAP
22	10-33660		1,1,1,1	SCREW, DISTRIBUTOR CAP TO PRIMARY HOUSING (8-32)
23	10-33663		1,1,1,1	SCREW, DISTRIBUTOR CAP TO PRIMARY HOUSING (10-32)
24	27-34486		1,1,1,1	GASKET, DISTRIBUTOR
25	32762A1		2,2,2,2	LEAD ASSMEBLY, HIGH TENSION-DISTRIBUTOR (6 1/4")
26	32762A2		1,1,1,1	LEAD ASSEMBLY, HIGH TENSION-DISTRIBUTOR (14 1/4")
27	32762A3		1,1,1,1	LEAD ASSEMBLY, HIGH TENSION-DISTRIBUTOR (20 3/4")
28	32762A4		2,2,2,2	LEAD ASSEMBLY, HIGH TENSION-DISTRIBUTOR (22")
29	20119		6,6,6,6	PROTECTOR, HIGH TENSION LEAD
-	393-1275		6,6,6,6	SLEEVE, TERMINAL END COVER
30	33-37405		6,6,6,6	SPARK PLUG (AC-44N)
31	32784		1,1,1,1	RETAINER, HIGH TENSION LEADS
32	32783		1,1,1,1	RETAINER, HIGH TENSION LEADS
33	32763A1		1,1,1,1	WIRE ASSEMBLY, DISTRIBUTOR TO COIL (8 1/4")
34	32704		1,1,1,1	COIL ASSEMBLYH, IGNITION
35	33321		1,1,1,1	BRACKET, IGNITON COIL MOUNTING
36	10-33311		1,1,1,1	SCREW, MOUNTING BRACKET TO IGNITION COIL
37	54-33271		2,2,2,2	CLAMP, LOCK-IGNITION COIL TERMINAL
38	11-33277		1,1,1,1	NUT, IGNITION COIL TERMINAL
40	12-20553		1,1,1,1	WASHER, IGNITION COIL SCREW
41	54-23568		1,1,1,1	CLIP, WIRING HARNESS TO COIL BRACKET

CONTINUED ON NEXT PAGE ➡

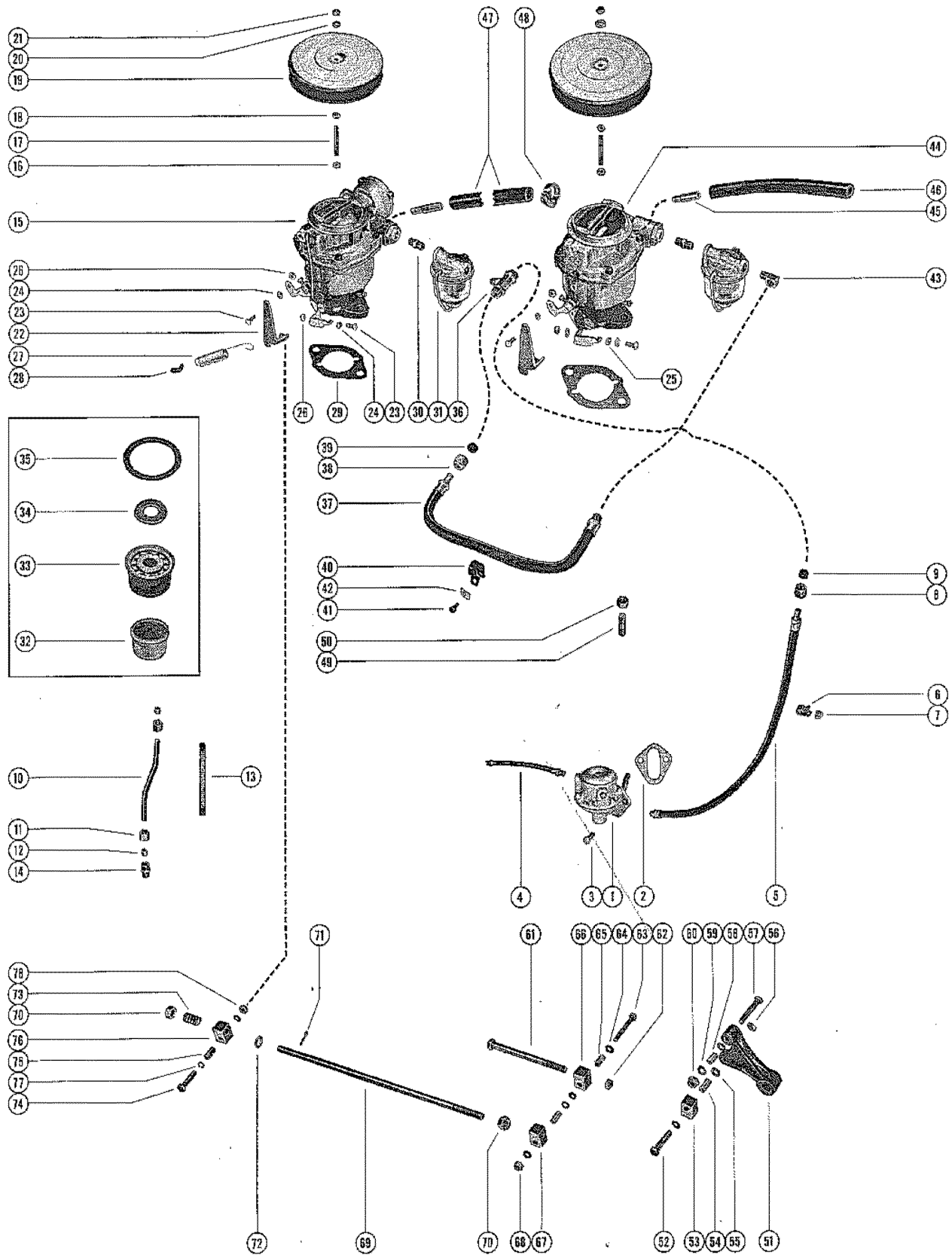
DISTRIBUTOR ASSEMBLY AND COIL



DISTRIBUTOR ASSEMBLY AND COIL

REF. NO.	PART NO.	SYM.	QTY.	DESCRIPTION
42	10-26668		1,1,1,1	SCREW, WIRING HARNESS CLIP TO COIL BRACKET
43	22789		1,1,1,1	"D" WASHER, WIRING HARNESS CLIP SCREW
44	34480		1,1,1,1	CLAMP UNIT, DISTRIBUTOR
45	34549		1,1,1,1	RETAINER, DISTRIBUTOR CLAMP UNIT
46	10-35169		1,1,1,1	SCREW, DISTRIBUTOR TO CYLINDER BLOCK
47	54-33361		2,2,2,2	CLAMP, HIGH TENSION LEADS

FUEL PUMP, FUEL FILTER AND CARBURETOR

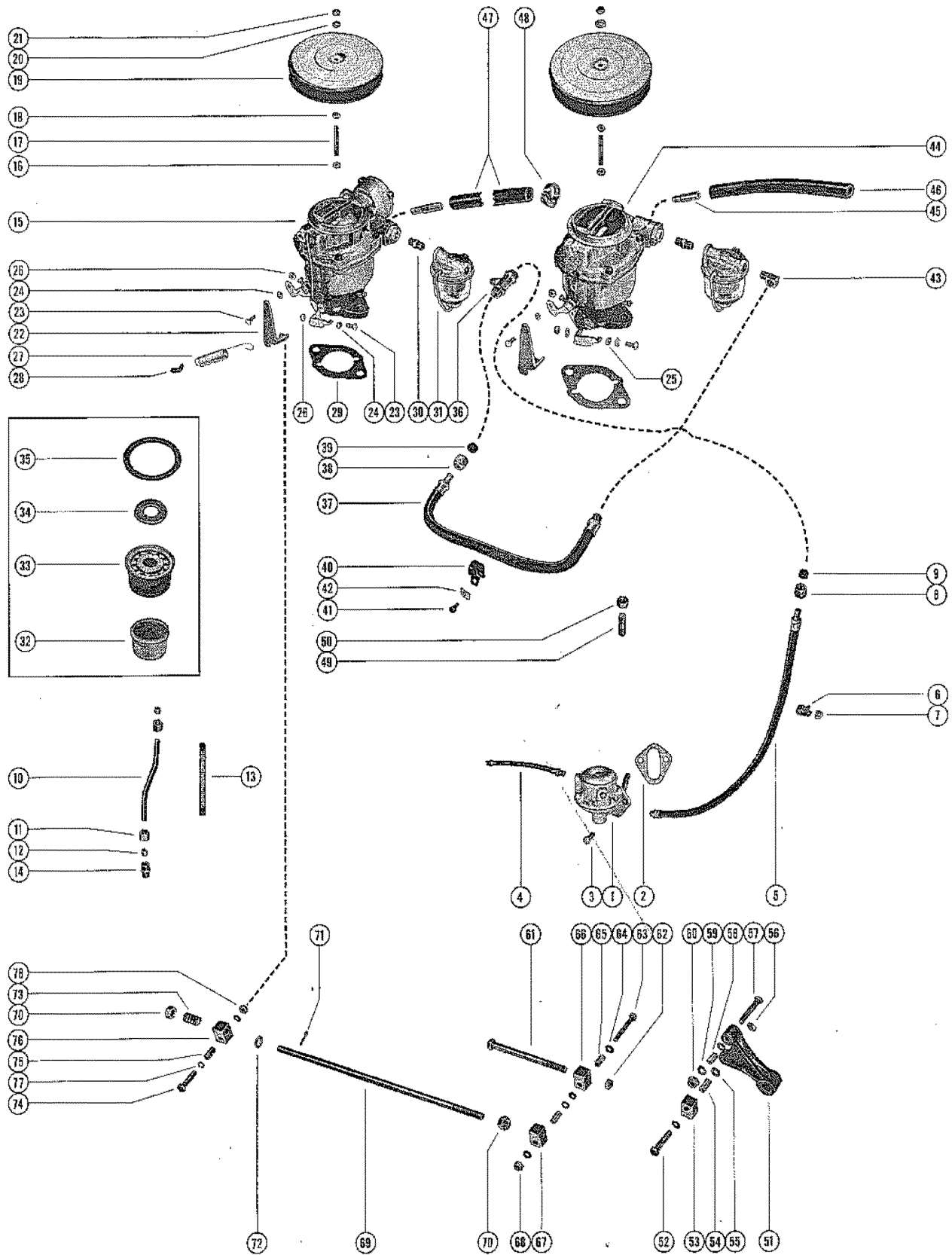


FUEL PUMP, FUEL FILTER AND CARBURETOR

REF. NO.	PART NO.	SYM.	QTY.	DESCRIPTION
1	32722		1,1,1,1	FUEL PUMP ASSEMBLY
-	33357		1,1,1,1	FUEL PUNP REPAIR KIT
-	33358		1,1,1,1	FUEL PUMP DIAPHRAGM KIT
2	27-34213		1,1,1,1	GADKET, FUEL PUMP MOUNTING
3	10-34554		2,2,2,2	BOLT, FUEL PUMP TO CYLINDER BLOCK (5/16")
4	32-30466		1,1,1,1	FUEL LINE, FUEL TANK TO FUEL PUMP
5	32-33099		1,1,1,1	FUEL LINE, FUEL PUMP TO FUEL FILTER
6	54-22627		1,1,1,1	CLIP, FUEL LINE TO COIL BRACKET
7	22789		1,1,1,1	"D" WASHER, FUEL LINE CLIP SCREW
8	22-30177		1,1,1,1	NUT, FUEL LINE TO TEE
9	22-30175		1,1,1,1	SLEEVE, FUEL LINE NUT TO TEE
10	32-33097A1		1,1,1,1	PIPE ASSEMBLY, CHOKE - CARBURETOR TO INTAKE MANIFOLD COVER CONNECTOR
11	11-21310		2,2,2,2	NUT, CHOKE PIPE TO CARBURETOR AND INTAKE MANIFOLD COVER CONNECTOR
12	23-21309		2,2,2,2	SLEEVE, CHOKE PIPE TO CARBURETOR AND INTAKE MANIFOLD COVER CONNECTOR NUT
13	34292		1,1,1,1	COVERING, CHOKE PIPE
14	22-21373		1,1,1,1	CONNECTOR, INTAKE MANIFOLD COVER TO CHOKE PIPE
15	1338-2161		1,1,1,1	CARBURETOR ASSEMBLY, FRONT (BC) D8 FOR BREAKDOWN
16	11-33122		2,2,2,2	NUT, JAM-FLAME ARRESTOR MOUNTING STUD
17	16-33102		2,2,2,2	STUD, FLAME ARRESTOR MOUNTING-CARBURETOR
18	11-28941		2,2,2,2	NUT, FLAME ARRESTOR MOUNTING STUD (BOTTOM)
19	33061		2,2,2,2	FLAME ARRESTOR
20	12-22937		2,2,2,2	WASHER, FLAME ARRESTOR MOUNTING STUD
21	11-20586		2,2,2,2	NUT, FLAME ARRESTOR MOUNTING STUD (TOP)
22	33108		2,2,2,2	PLATE, THROTTLE-CARBURETOR
23	10-20100		4,4,4,4	SCREW, THROTTLE PLATE TO CARBURETOR
24	12-26014		5,5,5,5	WASHER, THROTTLE PLATE TO CARBURETOR SCREW
25	12-20128		1,1,1,1	WASHER, THROTTLE PLATE TO CARBURETOR SCREW
26	11-20110		4,4,4,4	NUT, THROTTLE PLATE TO CARBURETOR SCREW
27	24-33453		2,2,2,	SPRING, THROTTLE RETURN-CARBURETOR (2 3/4") SERIAL 00000000-01667922
	24-33453		,,,1	SPRING, THROTTLE RETURN-CARBURETOR (2 3/4") SERIAL 00000000-01667922
	24-35874		,,,1	SPRING, THROTTLE RETURN-CARBURETOR (4 3/4") SERIAL 01667923-09999999
28	33151		1,1,1,	RETAINER,INTAKE MANIFOLD COVER SCREW-THROTTLE RETURN SPRING
	26551		,,,1	RETAINER,INTAKE MANIFOLD COVER SCREW-THROTTLE RETURN SPRING
29	27-33460		2,2,2,2	GASKET, CARBURETOR TO INTAKE MANIFOLD COVER
30	22-32876		2,2,2,2	NIPPLE, FUEL FILTER TO CARBURETOR
31	35-35382A1		2,2,2,2	FUEL FILETER ASSEMBLY, CARBURETOR
32	35157		2,2,2,2	BOWL, ALUMINUM-FUEL FILTER

CONTINUED ON NEXT PAGE ➡

FUEL PUMP, FUEL FILTER AND CARBURETOR

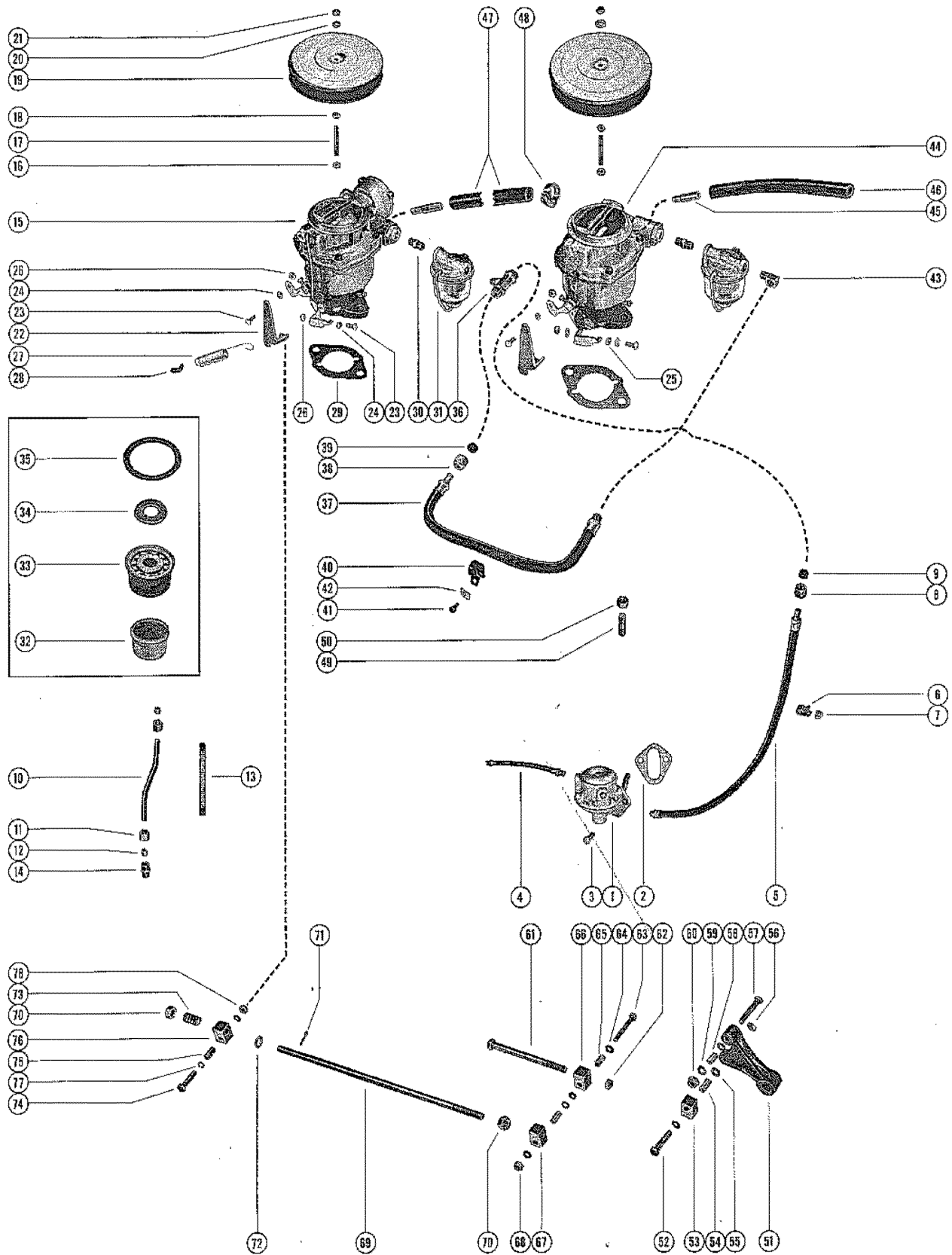


FUEL PUMP, FUEL FILTER AND CARBURETOR

REF. NO.	PART NO.	SYM.	QTY.	DESCRIPTION
33	35-33744		2,2,2,2	ELEMENT, FUEL FILTER
34	27-33746		2,2,2,2	GASKET, FUEL FILETER ELEMENT
35	27-33745		2,2,2,2	GASKET, FUEL FILTER BOWL
36	22-33740		1,1,1,1	TEE, FUEL FILTER TO FUEL LINES
37	32-33098		1,1,1,1	FUEL LINE, FUEL FILTER TO FUEL (14 1/2")
38	22-30177		1,1,1,1	NUT, FUEL LINE TO TEE
39	22-30175		1,1,1,1	SLEEVE, FUEL LINE TO TEE NUT
40	54-22627		1,1,1,1	CLIP, FUEL FILTER TO FUEL LINE TO CARBURETOR
41	10-22654		1,1,1,1	SCREW, FUEL FILTER TO FUEL FILTER LINE TO CARBURETOR
42	22789		1,1,1,1	"D" WASHER, FUEL LINE CLIP SCREW
43	22-23125		1,1,1,1	ELBOW, FUEL FILTER TO FUEL LINE
44	1338-2166		1,1,1,1	CARBURETOR ASSEMBLY, REAR (B) D8 FOR BREAKDOWN
45	N.S.S.		2,2,2,2	FITTING, VENT HOSE TO CARBURETOR
46	32-32846		1,1,1,1	HOSE, VENT-REAR CARBURETOR TO VENT ELBOW (6 7/8") SERIAL 00000000-01704841
	32-36119		,,,1	HOSE, VENT-REAR CARBURETOR TO VENT ELBOW (10) SERIAL 01704842-09999999
47	32-33458		1,1,1,1	HOSE, VENT-FRONT CARBURETOR TO VENT ELBOW (12 5/8")
48	54-35830		2,2,2,2	CLAMP, VENT HOSE ATTACHING
49	16-20550		4,4,4,4	STUD, CARBURETOR MOUNTING-INTAKE MANIFOLD COVER
50	11-25269		4,4,4,4	NUT, CARBURETOR MOUNTING STUD
51	33091		1,1,1,1	LEVER, THROTTLE-MANIFOLD BODY
52	10-22958		1,1,1,1	SCREW, SWIVEL JOINT TO THROTTLE LEVER
53	33104		1,1,1,1	SWIVEL JOINT, THROTTLE LEVER
54	23-33109		1,1,1,1	BUSHING, SWIVEL JOINT TO THROTTLE LEVER SCREW
55	12-20128		2,2,2,2	WASHER, SWIVEL JOINT TO THROTTLE LEVER SCREW
56	11-20190		1,1,1,1	NUT, SWIVEL JOINT TO THROTTLE LEVER SCREW
57	10-24233		1,1,1,1	SCREW, REMOTE CONTROL CABLE TO THROTTLE LEVER
58	23-32818		1,1,1,1	BUSHING, REMOTE CONTROL CABLE TO THROTTLE LEVER SCREW
59	12-20128		2,2,2,2	WASHER, REMOTE CONTROL CABLE THROTTLE LEVER SCREW
60	11-20190		1,1,1,1	NUT, REMOTE CABLE TO THROTTLE LEVER SCREW
61	10-31471		1,1,1,1	SCREW, THROTTLE PLATE SWIVEL JOINT TO THROTTLE LEVER SLIP JOINT
62	11-25168		1,1,1,1	NUT, JAM-THROTTLE PLATE SWIVEL JOINT TO THROTTLE LEVER SLIP JOINT SCREW
63	10-33123		1,1,1,1	SCREW, SWIVEL JOINT AND SLIP JOINT TO THROTTLE PLATE
64	12-20128		2,2,2,2	WASHER, SWIVEL JOINT AND SLIP JOINT TO THROTTLE PLATE SCREW
65	23-33109		2,2,2,2	BUSHING, SWIVEL JOINT AND SLIP JOINT TO THROTTLE PLATE SCREW
66	33105		1,1,1,1	SLIP JOINT, THROTTLE PLATE (REAR CARBURETOR)
67	33104		1,1,1,1	SWIVEL JOINT, THROTTLE PLATE

CONTINUED ON NEXT PAGE ➡

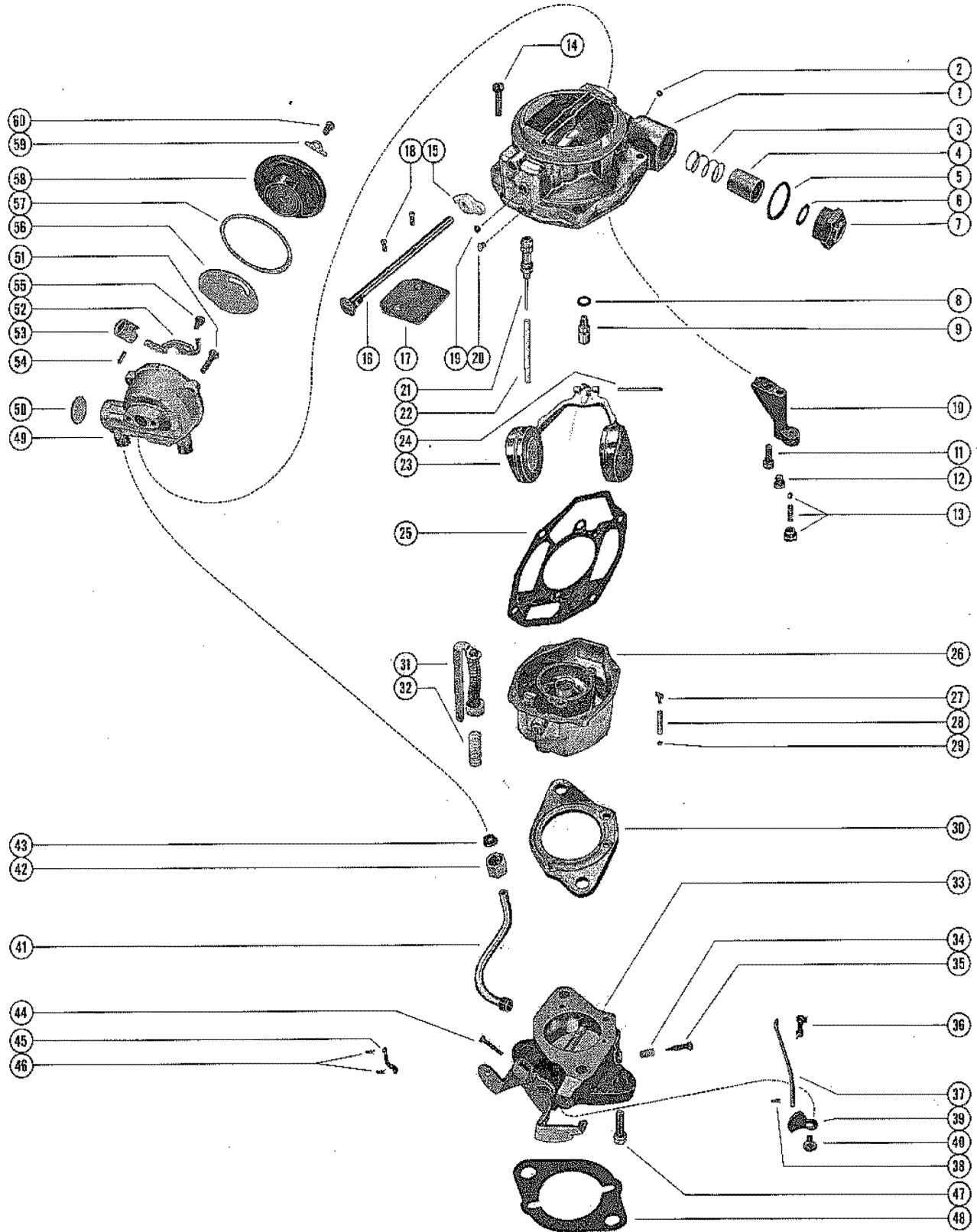
FUEL PUMP, FUEL FILTER AND CARBURETOR



FUEL PUMP, FUEL FILTER AND CARBURETOR

REF. NO.	PART NO.	SYM.	QTY.	DESCRIPTION
68	11-20110		1,1,1,1	NUT, SWIVEL JOINT AND SLIP JOINT TO THROTTLE PLATE SCREW
69	33103		1,1,1,1	LINK ROD CABURETOR THROTTLE PLATE TO CARBURETOR THROTTLE PLT
70	11-25168		2,2,2,2	NUT,JAM-CARBURETOR THROTTLE PLATE LINK ROD
71	18-26953		1,1,1,1	COTTER PIN, CARBURETOR THROTTLE PLATE LINK ROD
72	12-20028		1,1,1,1	WASHER, CARBURETOR THROTTLE PLATE LINK ROD
73	24-20099		1,1,1,1	SPRING, CARBURETOR THROTTLE PLATE LINK ROD
74	10-37892		1,1,1,1	SCREW,SLIP JOINT TO THROTTLE PLATE
75	23-33109		1,1,1,1	BUSHING, SLIP JOINT TO THROTTLE PLATE SCREW
76	33105		1,1,1,1	SLIP JOINT, THROTTLE PLATE (FRONT CARBURETOR)
77	12-20128		2,2,2,2	WASHER, SLIP JOINT TO THROTTLE PLATE SCREW
78	11-20190		1,1,1,1	NUT, SLIP JOINT TO THROTTLE PLATE SCREW

CARBURETOR ASSEMBLY

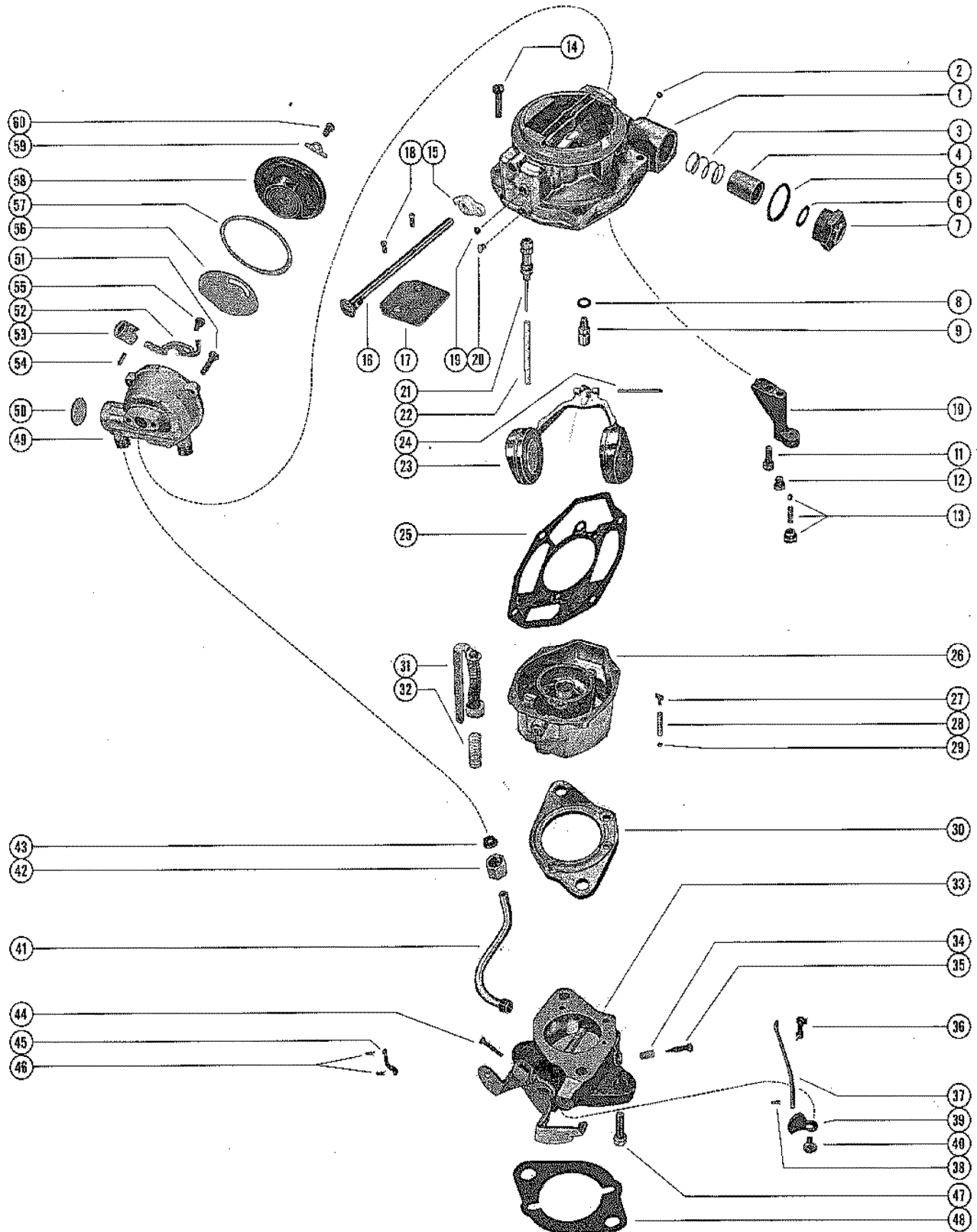


CARBURETOR ASSEMBLY

REF. NO.	PART NO.	SYM.	QTY.	DESCRIPTION
-	1338-2161		1,	CARBURETOR ASSEMBLY, COMPLETE(BC)
-	1338-2166		,1	CARBURETOR ASSEMBLY, COMPLETE(BC)
1	1397-2162		1,	AIR HORN ASSEMBLY
	1397-2168		,1	AIR HORN ASSEMBLY
2	1397-2050		1,1	PLUG, AIR HORN
3	24-33624		1,1	SPRING, FUEL INLET FILTER NUT - AIR HORN
4	1397-2150		1,1	FILTER,FUEL INLET - AIR HORN
5			1,1	GASKET, FUEL INLET FILTER NUT - AIR HORN
6			1,1	GASKET FUEL INLET FILTER NUT - AIR HORN
7	11-33631		1,1	NUT, FUEL INLET FILTER - AIR HORN
8			1,1	GASKET, INLET NEEDLE AND SEAT
9			1,1	INLET NEEDLE AND SEAT ASSEMBLY, AIR HORN
10	1397-2159		1,1	MAIN WELL SUPPORT ASSEMBLY
	1397-2192		,1	MAIN WELL SUPPORT ASSEMBLY
11	10-33617		1,1	SCREW, MAIN WELL SUPPORT TO AIR HORN
12	1397-2447		1,	JET, MAIN WELL SUPPORT(STANDARD)
	1397-2446		,1	JET, MAIN WELL SUPPORT(STANDARD)
13			1,1	POWER VALVE ASSEMBLY, MAIN WELL SUPPORT
14	10-33622		4,4	SCRREW, AIR HORN TO FLOAT BOWL
15	1397-2153		1,	LEVER, CHOKE - CHOKE SHAFT
16	1397-2157		1,	CHOKE SHAFT ASSEMBLY
17	1397-2149		1,	VALVE, CHOKE - CHOKE SHAFT
18	10-33045		2,	SCREW, CHOKE VALVE TO CHOKE SHAFT
19	1397-2141		1,1	PLUG, IDLE PASSAGE - OUTER (AIR HORN)
20	1397-2143		1,1	PLUG, IDLE PASSAGE - INNER (AIRE HORN)
21	1397-2148		1,1	PISTON, POWER - AIR HORN
22	24-33618		1,1	SPRING, POWER PISTON
	24-33618		1,1	SPRING, POWER PISTON
23	1397-2144		1,1	FLOAT ASSEMBLY
24	17-33037		1,1	PIN, HINGE - FLOAT TO AIR HORN
25			1,1	GASKET, AIR HORN
26	1397-2164		1,1	FLOAT BOWL ASSEMBLY
27			1,1	GUIDE, PUMP DISCHARGE - FLOAT BOWL
28			1,1	SPRING, PUMP DISCHARGE - FLOAT BOWL
29			1,1	BALL, PUMP DISCHARGE - FLOAT BOWL
30			1,1	GASKET, THROTTLE BODY
31			1,1	PUMP ASSEMBLY, FLOAT BOWL
32			1,1	SPRING, FLOAT BOWL PUMP RETURN
33	1397-2165		1,	THROTTLE BODY ASSEMBLY
	1397-2169		,1	THROTTLE BDY ASSEMBLY
34	24-33621		1,1	SPRING, IDLE ADJUSTING NEEDLE
35	1397-2142		1,1	IDLE ADJUSTING NEEDLE, THROTTLE BODY(INCLUDED WITH O)

CONTINUED ON NEXT PAGE ➡

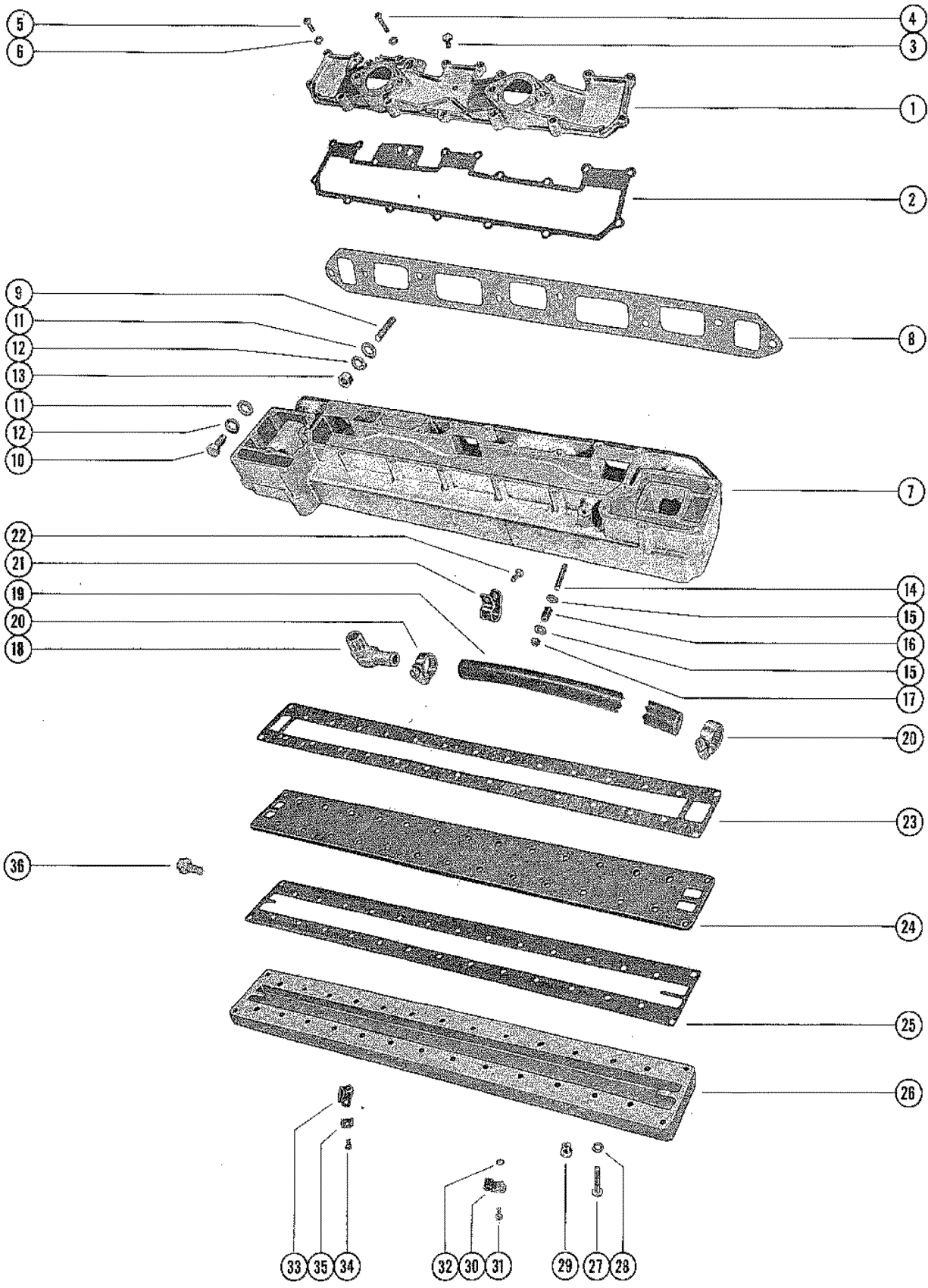
CARBURETOR ASSEMBLY



CARBURETOR ASSEMBLY

REF. NO.	PART NO.	SYM.	QTY.	DESCRIPTION
36			1,	CLIP, CHOKE ROD - UPPER
37	1397-2155		1,	ROD, CHOKE
38			1,	CLIP, CHOKE ROD - LOWER
39	1397-2160		1,	CAM, FAST IDLE - THROTTLE BODY
	1397-2146		,1	CAM, FAST IDLE - THROTTLE BODY
40	10-33632		1,1	SCREW, FAST IDLE CAM TO THROTTLE BODDY
41	32-33633		1,	CHOKE TUBE ASSEMBLY, THROTTLE BODY
42	11-33627		1,	NUT, CHOKE TUBE TO CHOKE HOUSING
43			1,	PACKING, CHOKE TUBE NUT
44	1397-2061		1,1	IDLE STOP SCREW, THROTTLE BODY
45	1397-2154		1,1	LINK, PUMP TO THROTTLE BODY
46			2,2	PIN, HAIR - PUMP LINK RETAINING
47	10-33630		2,2	,SCREW. THROTTLE BODY TO FLOAT BOWL
48	27-33460		1,	GASKET, CARBURETOR FLANGE(INCLUDED WITH)
49	1397-2152		1,	CHOKE HOPUSING ASSEMBLY
50	19-33041		1,	WELCH PULG, CHOKE HOUSING
51	10-33053		2,	SCREW, CHOKE HOUSING TO AIR HORN
52	1397-2167		1,	,LEVER ASSEMBLY, CHOKE PISTON
53	1397-2059		1,	CHOKE PISTON, CHOKE HOUSING
54	17-33049		1,	PIN, CHOKE PISTON TO CHOKE PISTON LEVER
55	10-33056		1,	SCREW, CHOKE PISTON LEWVER TO CHOKE HOUSING
56	1397-2110		1,	PLATE, BAFFLE - CHOKE HOUSING
57			1,	GASKET, STAT COVER AND COIL
58	1397-2163		1,	STAT COVER AND COIL ASSEMBLY
59	54-33036		3,	RETAINER, STAT COVER AND COIL TO CHOKE HOUSING SCREW
60	10-33047		3,	,SCREW, STAT COVER AND COIL TO CHOKE HOUSING
-	1397-2151		1,1	OVERHAUL KIT
-	1397-2101		1,1	OFF ENGINE KIT
-	1397-2102		1,1	GASKET KIT
-	1397-2215		1,1	ALTITUDE KIT(5000FT)
-	1397-2216		1,	ALTITUDE KIUT
-	1397-2216		1,	ALTITUDE KIT
-	1397-2219		,1	ALTITUDE KIT(5000FT)
-	1397-2220		,1	ALTITUDE KIT

MANIFOLD BODY

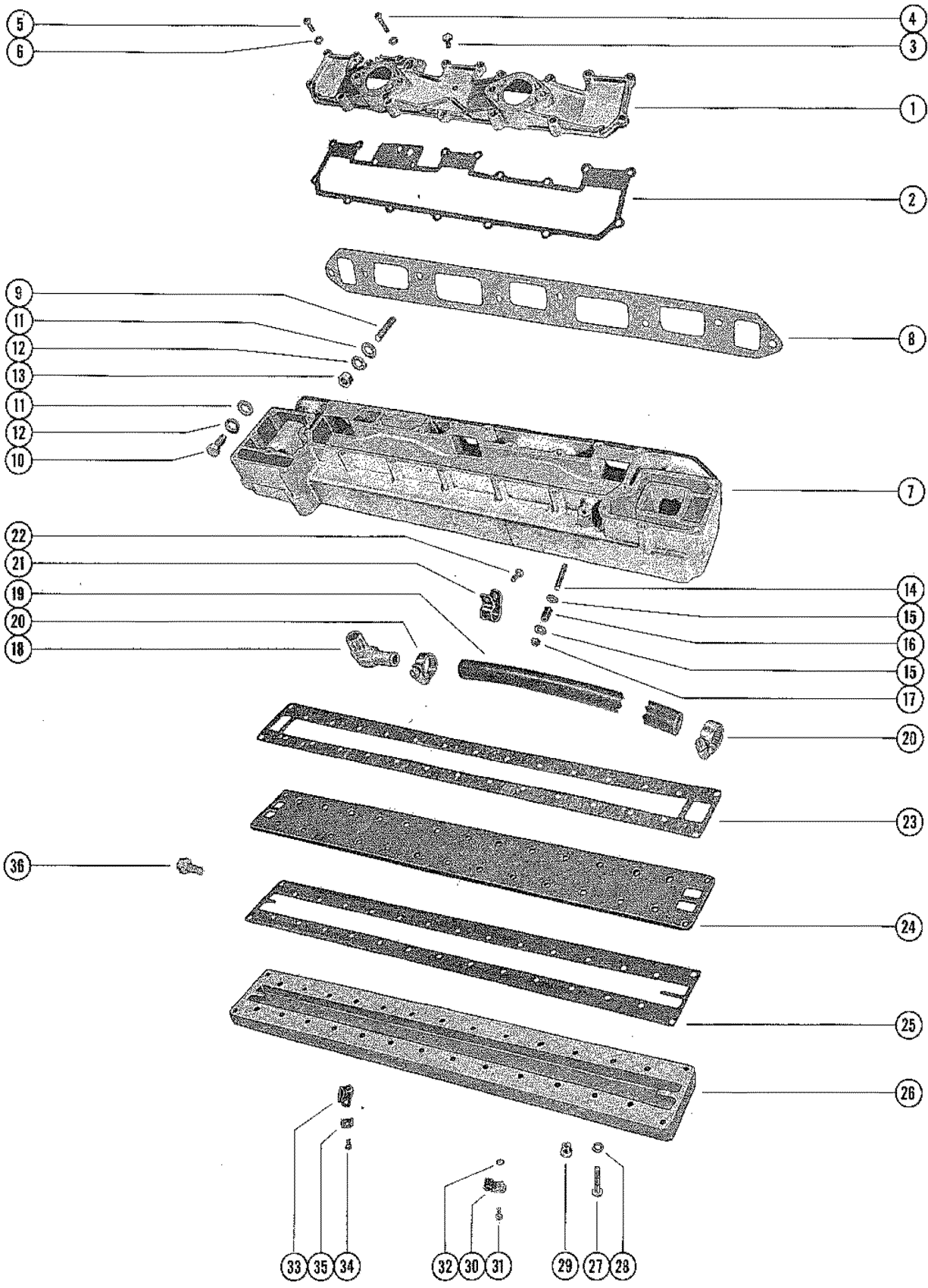


MANIFOLD BODY

REF. NO.	PART NO.	SYM.	QTY.	DESCRIPTION
1	33086		1,1,1,1	COBER INTAKE MANIFOLD
2	27-34067		1,1,1,1	GASKET, INTAKE MANIFOLD COVER
3	22-32802		1,1,1,1	PLUG, PIPE - INTKE MANIFOLD COVER
4	10-35581		8,8,8,8	SCREW,INTAKE MANIFOLD COVER TO MANIFOLD BODY(1 5/8")
5	10-35582		10,10,10,1	SCREW, INTAKE MANIFOLD COVER TO INTAKE MANIFOLD BODY
6	13-26992		18,18,18,1	LOCKWASHER, INTAKE MANIFOLD COVERR SCREW
7	33084		1,1,,1	BODY, EXHAUST MANIFOLD - CYLINDER BLOCK
	35155		,,1,1	BODY, EXHAUST MANIFOLLD - CSYLINDER BLOCK
8	27-33121		1,1,1,1	GASKET, MANIFOLD BODY TO CYLINDER BLOCK
9	16-20550		6,,	STUD, MANIFOLD BODY TO CYLINDER BLOCK
	16-34612		,6,6,6	STUD, MANIFOLD BODY TO CYLINDER BLOCK
10	10-21077		2,2,2,2	SCREW, MANIFOLD BODY TO CYLINDER BLOCK
11	12-20533		8,8,8,8	WASHER, MANIFOLD BODY STUD AND SCREW
12	13-37459		8,8,8,8	LOCKWASHER, MANIFOLD BODY STUDF AND SCREW
13	11-24883		6,6,6,6	NUT, MANIFOLD BODY STUD
14	16-33526		1,1,1,1	STUD, THROTTLE LEVER TO MANIFOLD BODY
15	12-21631		2,2,2,2	WASHER, THROTTLE LEVER STUD
16	23-32769		1,1,1,1	BUSHING, THROTTLE LEVER STUD
17	11-20586		1,1,1,1	NUT, THROTTLE LEVER STUD
18	22-32715		1,1,1,1	ELBOW, WATER INLET HOSE - MANIFOLD BODY
19	32-33117		1,1,1,1	HOSE,, WATER INLET - MANIFOLD BODY ELBOW TO DRIVE UNIT
20	54-32779		2,2,2,2	CLAMP, WATER HOSE TO MANIFOLD ELBOW AND DRIVE UNIT
21	54-33461		1,1,1,1	CLAMP, DRAIN HOSE TO MANIFOLD BODY
22	10-28192		1,1,,1	SCREW, DRAIN HOSE CLAMP TO MANIFOLD BODY
	10-29240		,,1,1	SCREW, DRAIN HOSE CLAMP TO MANIFOLKD BODY
23	27-33088		1,1,,1	GASKET,BAFFLE PLATE TO MANIFOLD BODY
	27-35152		,,1,1	GASKET, BAFFLE PLATE TO ,MAINFOLD BODY
24	33087		1,1,,1	PLATE, BAFFLE - MANIFOLD BODY
	35151		,,1,1	PLATE, BAFFLE - MANIFOLD BODY
25	27-33089		1,1,,1	GASKET, EXHAUST MANIFOLD COVER TO BAFFLE PLATE
	27-35154		,,1,1	GASKET, ECHAUST MANIFOLD COVER TO BAFFLE PLATE
26	33085		1,1,,1	COVER, EXHAUST MANIFOLD
	35153		,,1,1	COVER, EXHAUST MANIFOLD
27	10-34633		30,30,,30	SCREW, COVER AND BAFFLE PLATE TO MANIFOLD BODY(1 1/2")
	10-35390		,,30,30	SCREW, COVER AND BAFFLE PLATE TO MANIFOLD BODY(1 3/4")
28	13-26992		30,30,,30	LOCKWASHER, COVER AND BAFFLE PLATE SCREW
29	22-32802		1,1,1,1	PLUG, PIPE - EXHAUST MANIFOLD COVER
30	54-28938		1,1,1,1	CLAMP, WIRING HARNESS TO CYLINDER BLOCKS
31	10-29199		1,,	SCREW, WIRING HARNESS CLAMP TO CYLINDER BLOCK

CONTINUED ON NEXT PAGE ➡

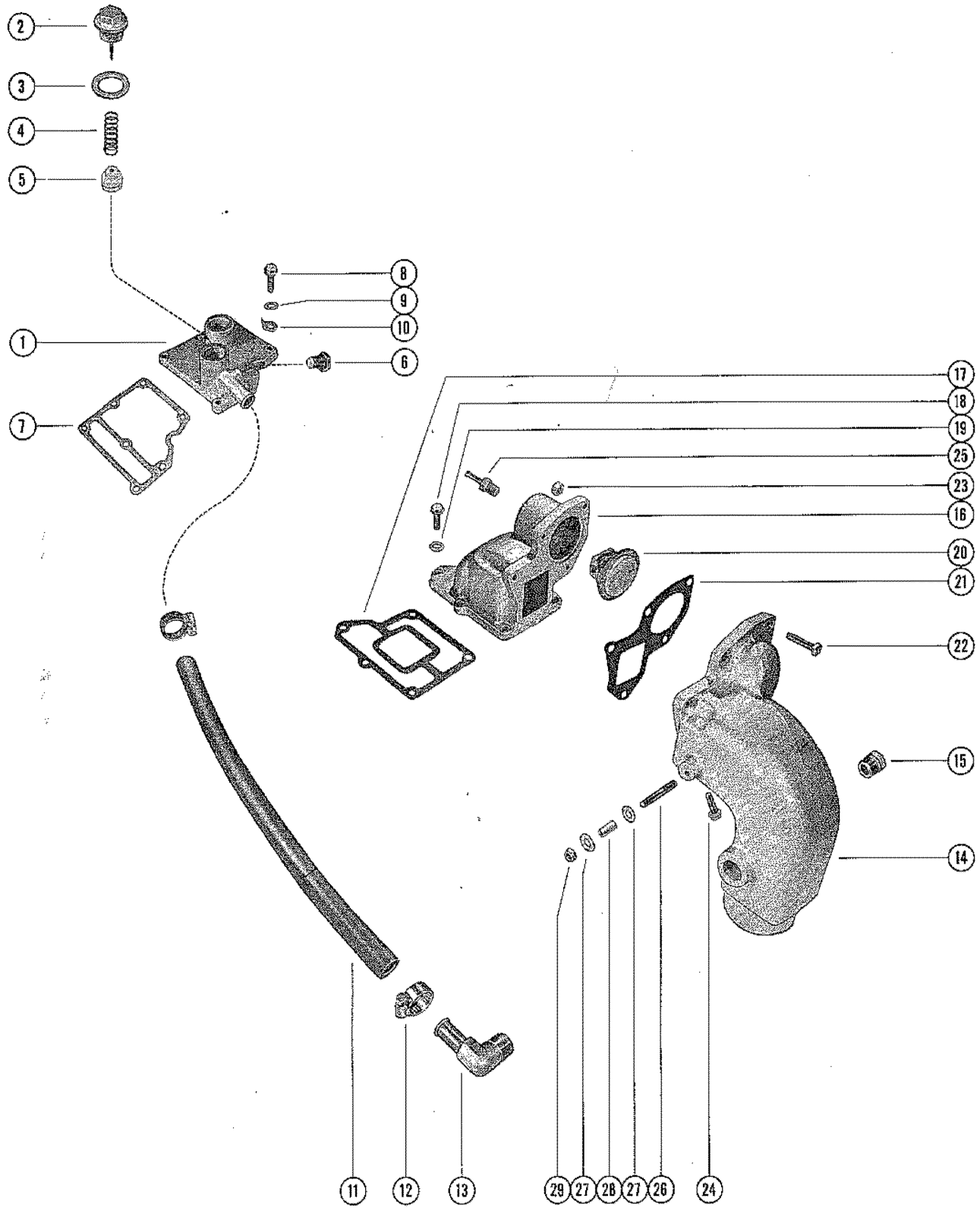
MANIFOLD BODY



MANIFOLD BODY

REF. NO.	PART NO.	SYM.	QTY.	DESCRIPTION
32	11-20890		1,,,	NUT, WIRING HARNESS CLAMP SCREW
33	54-24836		1,,,	CLIP, WIRING HARNESS TO EXHAUST MANIFOLD COVER
	54-22740		,2,2,2	CLIP, WIRING HARNESS TO EXHAUST MANIFOLD COVER
34	10-30663		1,1,,1	SCREW, WIRING HARNESS CLIP TO EXHAUST MANIFOLD COVER
	10-29240		,,1,1	SCREW,WIRING HARNESS CLIP TO EXHAUST MANIFOLD COVER
35	22789		1,1,1,1	"D"WASHER, WIRING HARNESS CLIP SCREW
36	10-25299		1,1,1,1	SCREW, WATER PUMP FLANGE(3/4")

RELIEF VALVE BODY ASSEMBLY

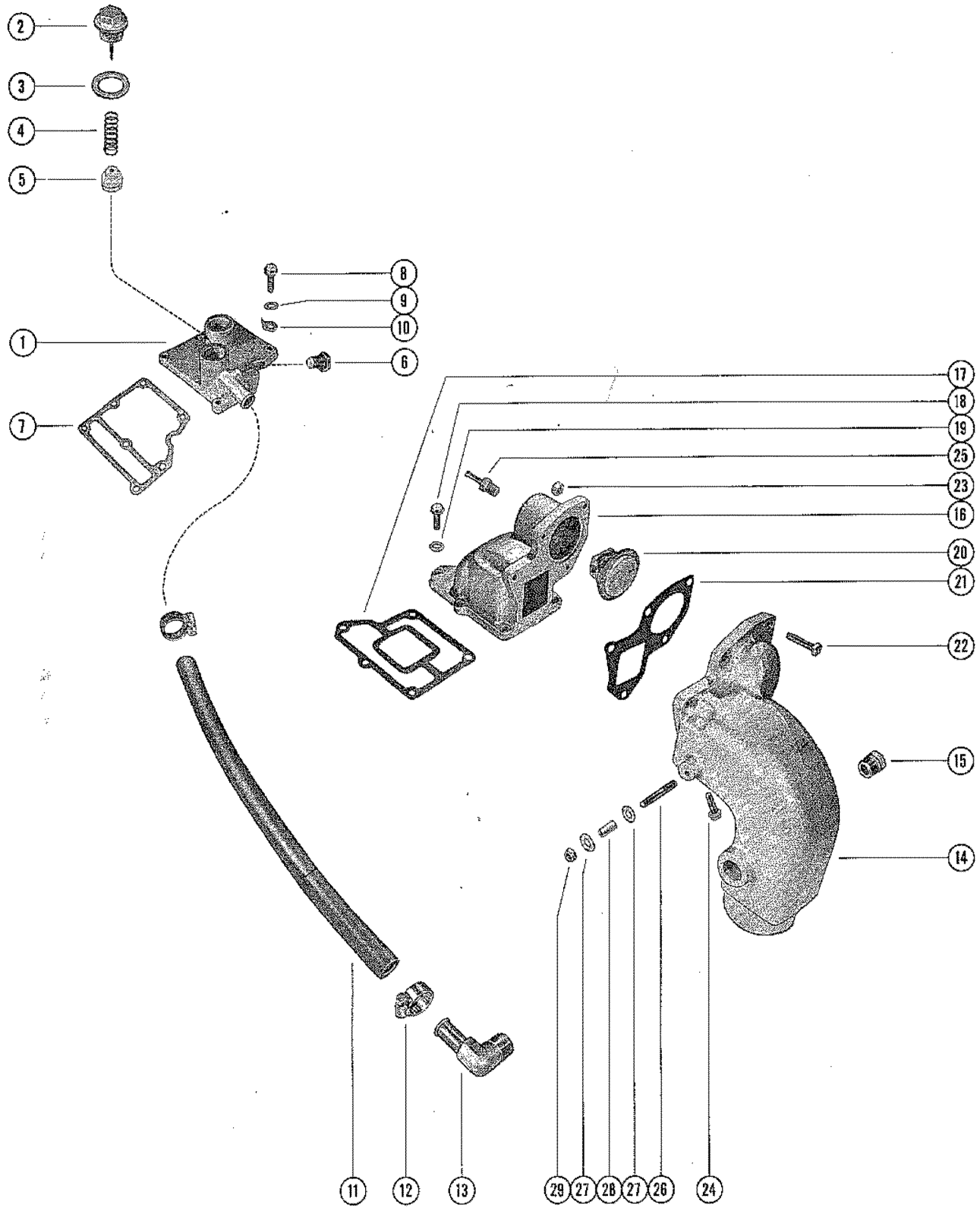


RELIEF VALVE BODY ASSEMBLY

REF. NO.	PART NO.	SYM.	QTY.	DESCRIPTION
1	32682A2		1,1,,	BODY ASSEMBLY, RELIEF VALVE
	35143A1		,,1,1	BODY ASSEMBLY, REILEF VALVE
2	32729A1		1,1,1,1	CAP ASSEMBLY, RTRELIEF VALVE ASSEMBLY
3	27-32019		1,1,1,1	GASKET, RELIEF VALVE BODY CAP
4	24-35087A1		1,1,1,1	SPRING ASSEMBLY, RELIEF VALVE BODY CAP
5	35086		1,1,1,1	BUTTON, CHACK VALVE - RELIEF VALVE BODY CAP
6	22-32802		1,1,,	PLUG, PIPE - RELIERF VALVE BODY
7	27-32811		1,1,,	GASKET, RELIEF VALVE BODY
	27-35144		,,1,1	GASKET, RELIEF VALVE BODY
8	10-34634		7,7,,	SCREW, RELIEF VALVE BODY TO MANIFOLD(7/8")
	10-35388		,,7,7	SCREW, RELIEF VALVE BODY TO MANIFOLD BODY(1")
9	13-26992		7,7,,	LOCKWASHER, RELIF VALVE BODY SCREW
10	27711		1,1,,	RETAINER, RELIEF VALVE BODY SCREW - THROTTLE RETURN SPRING
	26551		,,1,1	RETAINER, RELIEF VALVE BODY SCREW - THROTTLE RETURN SPRING
11	32-33116		1,1,1,1	HOSE, DRAIN - RELIEF VALVE BODY SCREW - THROTTLE RETURN SPRI
12	54-32779		2,2,2,2	CLAMP, DRAIN HOSE TO RELIEF VALVE BODY AND EXHAUST ELBOW
13	22-32715		1,1,1,1	ELBOW, DRAIN HOSE - EXHAUST ELBOW
14	32724		1,1,,	ELBOW, EXHAUST - THERMOSTAT CONTAINER
	35148		,,1,1	ELBOW, EXHAUST - THERMOSTAT CONTAINER
15	22-32803		1,1,1,1	PLUG, PIPE - EXHAUST ELBOW
16	32723		1,1,,	CONTAINER, THERMOSTAT - MANIFOLD BODY
	35145		,,1,1	CONTAINER, THERMOSTAT - MANIFOLD BODY
17	27-32812		1,1,,	GASKET, THERMOSTAT CONTAINER
	27-35146		,,1,1	GASKET, THERMOSTAT CONTAINER
18	10-34634		5,5,,	SCREW, THERMOSTAT CONTAINER TO MANIFOLD BODY(7/8")
	10-35388		,,5,5	SCREW, THERMOSTAT CONTAINER TO MANIFOLD BODY(1")
19	13-26992		5,5,,	LOCKWASHER, THERMOSTAT CONTAINER SCREW
20	35884		1,1,1,1	THERMOSTAT
21	27-32813		1,1,,	GASKET, EXHAUST ELBOW
	27-35147		,,1,1	GASKET, EXHAUST ELBOW
22	10-22421		4,4,,	SCREW, EXHAUST ELBOW TO THERMOSTAT CONTAINER(1 1/2")
	10-35156		,,4,4	SCREW, EXHAUST ELBOW TO THERMOSTAT CONTAINER(1 1/4")
23	11-24652		4,4,4,4	NUT, EXHAUST ELBOW TO THERMOSTAT CONTAINER SCREW
24	10-28667		1,1,,	SCREW, EXHAUST ELBOW TO THERMOSTAT CONTAINER(LOWER) - 1"
	10-35388		,,1,1	SCREW, EXHAUST ELBOW TO THERMOSTAT CONTAINER(LOWER) - 1"

CONTINUED ON NEXT PAGE ➡

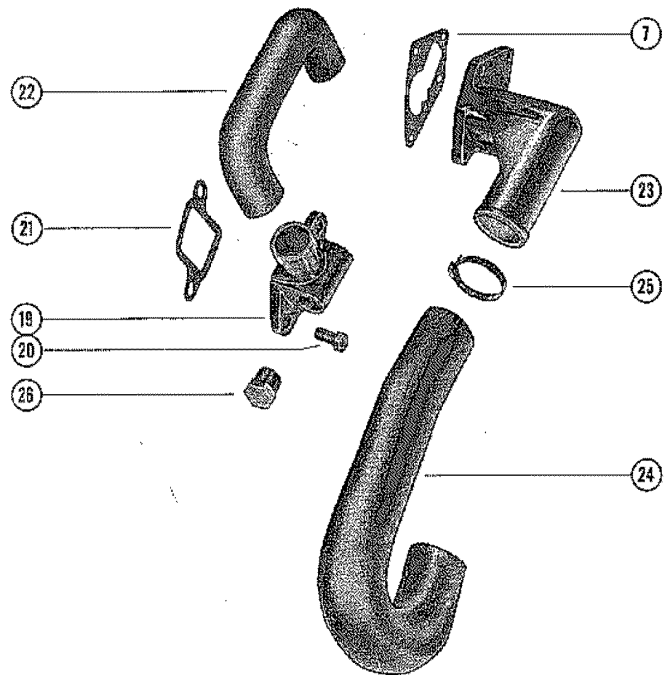


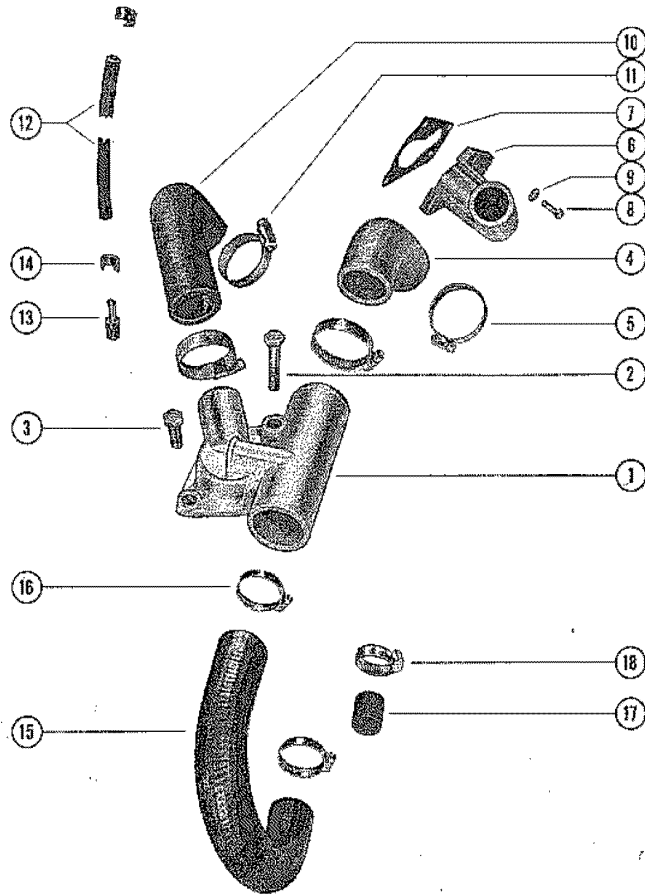
RELIEF VALVE BODY ASSEMBLY



RELIEF VALVE BODY ASSEMBLY

REF. NO.	PART NO.	SYM.	QTY.	DESCRIPTION
25	22-20445		1,,,	NIPPLE, BLEED HOSE TO RELIEF VALVE BODY
	22-33060		,1,1,1	NIPPLE, BLEED HOSE TO THERMOSTAT CONTAINER
27	12-21631		2,2,2,2	WASHER, REMOTE CONTROL CABLE STUD
28	23-31866		1,1,1,1	SPACER, REMOTE CONTROL CONTAINER CABLE STUD
29	11-20586		1,1,1,1	NUT, REMOTE CONTROL CABLE TO EXHAUST ELBOW STUD

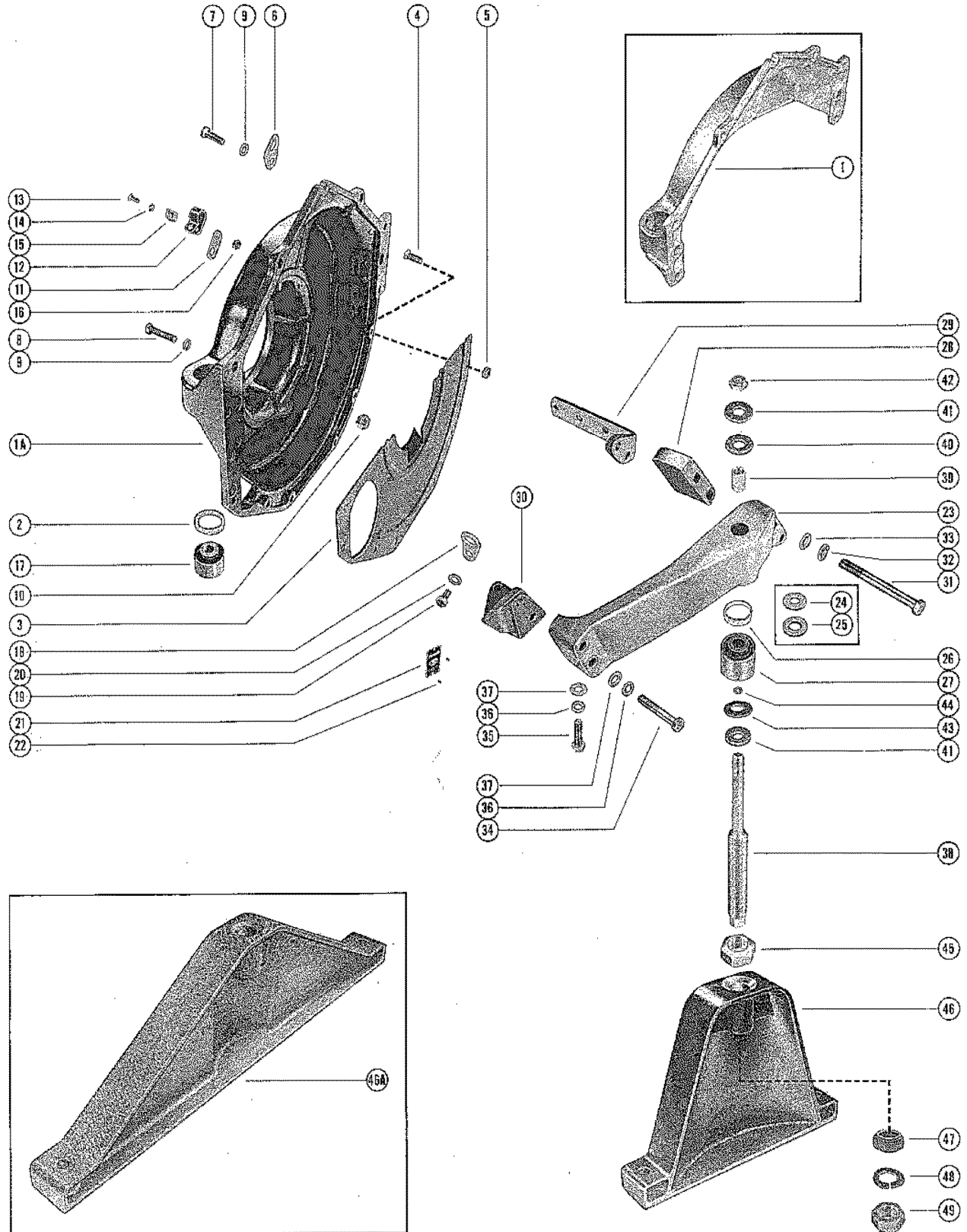
FRONT WATER DISTRIBUTION ASSEMBLY



FRONT WATER DISTRIBUTION ASSEMBLY

REF. NO.	PART NO.	SYM.	QTY.	DESCRIPTION
1	32718		1,,	BLOCK, DISTRIBUTION - WATER OUTLET HOUSING
2	10-32774		1,,	SCREW, DISTRIBUTION BLOCK TO WATER OUTLET HOUSING(2")
3	10-20359		1,,	SCREW, DISTRIBUTION BLOCK TO WATER OUTLET HOUSING(1")
4	32-32749		1,,	HOSE, DISTRIBUTION BLOCK TO WATER OUTLET ELBOW
5	54-32781		2,,	CLAMP, HOSE TO DISTRIBUTION BLOCK AND WATER OUTLET ELBOW
6	32684		1,,	ELBOW, MANIFOLD BODY - WATER OUTLET
7	27-32814		1,1,,	GASKET, MANIFOLD BODY ELBOW
	27-35150		,,1,1	GASKET, MANIFOLD BODY ELBOW
8	10-34634		4,4,,	SCREW, ELBOW TO MANIFOLD BODY(7/8")
	10-35388		,,5,5	SCREW, ELBOW TO MANIFOLD BODY(1")
9	13-26992		4,4,,	LOCKWASHER, ELBOW TO MANIFOLD BODY SCREW
10	32-32752		1,,	HOSE, DISTRIBUTION BLOCK TO RELIEF VAVLE BODY
11	54-32780		2,2,2,2	CLAMP, HOSE TO DISTRIBUTION BLOCK OR ELBOW TO RELIERF VALVE
12	32-32840		1,,	HOSE, BLEED - DISTRIBUTION BLOCK TO RELIEF VALVE BODY(11")
	32-34395		,1,1,1	HOSE, BLEED - CYLINDER BLOCK ELBOW TO THERMOASTAT CONTAINER(
13	22-20445		1,,	NIPPLE, BLEED HOSE TO DISTRIBUTION BLOCK
	22-33060		,1,1,1	NIPPLE, BLEED HOSE TO CYLINDER BLOCK ELBOW
14	54-20387		2,,	CLAMP, BLEED HOSE FASTENING
	54-20386		,2,2,2	CLAMP, BLEED HOSE FASTENING
15	32-32751		1,,	HOSE, DISTRIBUTION BLOCK TO WATER PUMP
16	54-32781		2,,	CLAMP, HOSE TO DISTRIBUTION BLOCK AND WATER PUMP
17	32877		1,1,1,1	COVER, WATER PUMP
18	54-32880		1,1,1,1	CLAMP, WATER PUMP COVER TO WATER PUMP
19	33483		,1,1,1	ELBOW, CYLINDER BLOCK
20	10-21077		,2,2,2	SCREW, ELBOW TO CYLINDER BLOCK(7/8")
21	27-33680		1,1,1,1	GASKET, CYLINDER BLOCK ELBOW
22	32-33485		,1,1,1	HOSE, CYLINDER BLOCK ELBOW TO RELIEF VALVE BODY
23	33481		,1,,	ELBOW, MANIFOLD BODY - WATER OUTLET
	35149		,,1,1	ELBOW, MANIFOLD BODY - WATER OTULET
24	32-33484		,1,1,1	HOSE, MANIFOLD BODY ELBOW TO WATER PUMP
25	54-32781		,2,2,2	CLAMP, HOSE TO MANIFOLD BODY ELBOW ANDS WATER PUMP
26	22-32804		,1,1,1	PLUG, PIPE - CYLINDER BLOCK ELBOW

FLYWHEEL HOUSING AND ENGINE SUPPORT

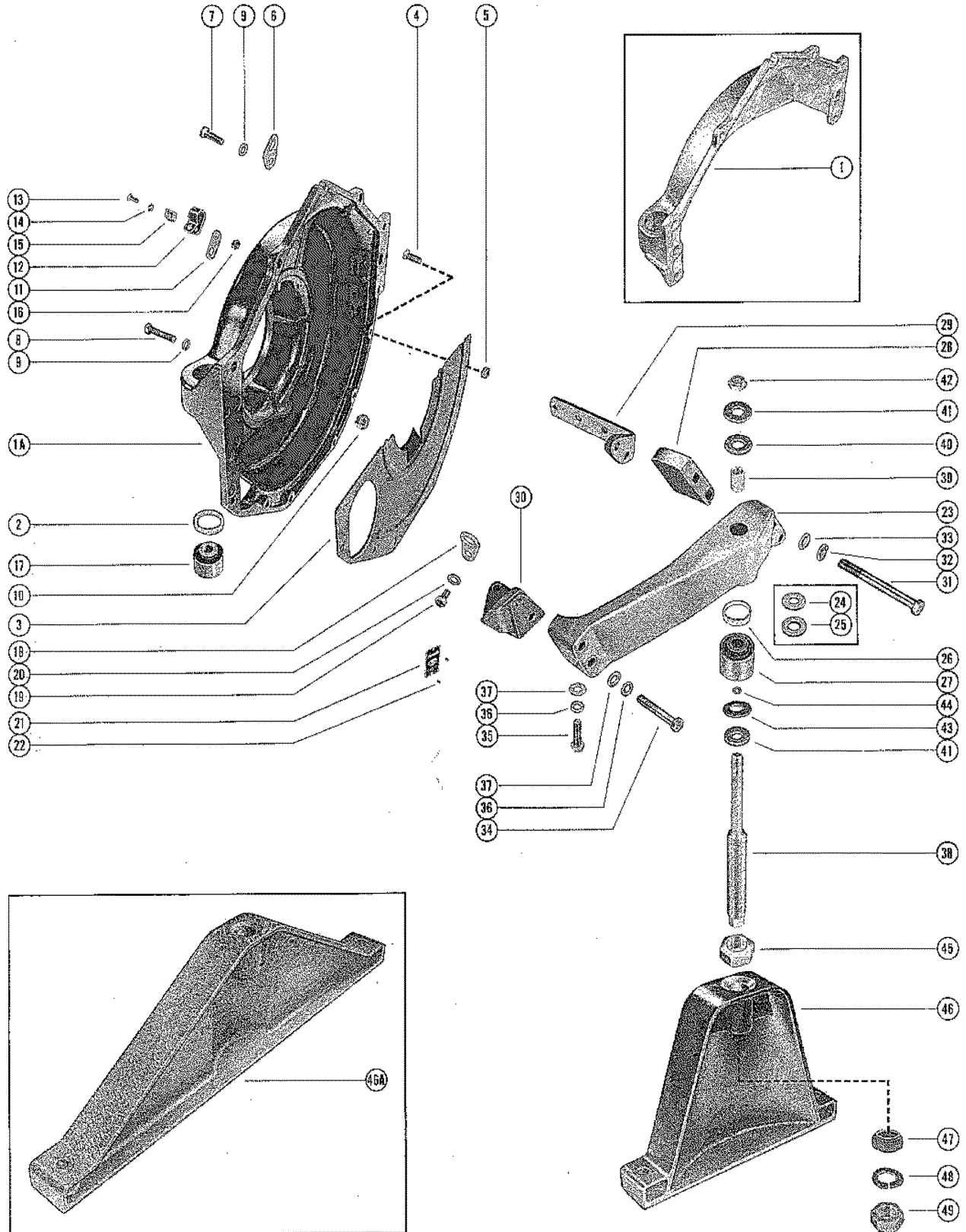


FLYWHEEL HOUSING AND ENGINE SUPPORT

REF. NO.	PART NO.	SYM.	QTY.	DESCRIPTION
1	32484		1,1,1,	HOUSING, FLYWHEEL - REAR MOUNTING
1A	35865A2		,,,1	FLYWHEEL HOUSING ASSEMBLY, REAR MOUNTING
2	23-35903		,,,1	SPACER, FLYWEEL HOUSING MOUNT
4	10-20705		,,,6	SCREW, COVER PLATE TO FLYWHEEL HOUSING(3/4")
5	11-29250		,,,6	NUT, COVER PLATE SCREW
6	54-32807		1,1,,	EYE, LIFTING - FLYWHEEL HOUSING SCREW
	54-34764		,,1,1	EYE, LIFTING - FLYWHEEL HOUSING SCREW
7	10-26632		6,,,	SCREW, FLYWHEEL HOUSING TO CYLINDER BLOCK(1 1/4")
	10-26632		,5,5,5	SCREW, FLYWHEEL HOUSING TO CYLINDER BLOCK(1 1/4")
8	10-34613		,1,1,1	SCREW, FLYWHEEL HOUSING TO CYLINDER BLOCK(1 3/4")
9	13-37459		6,6,6,6	LOCKWASHER, FLYWHEEL HOUSING SCREW
10	11-32219		,1,1,1	NUT, FLYWHEEL HOUSING SCREW
11	32786		2,2,2,2	TAB, WIRING HARNESS TO FLYWHEEL HOUSING
12	54-24871		1,1,1,1	CLAMP, WIRING HARNESS TO FLYWHEEL HOUSING
	54-22875		1,1,1,1	CLAMP, WIRING HARNESS TO FLYWHEEL HOUSING
13	10-20191		2,2,2,2	SCREW, WIRING HARNESS CLAMP TO TAB
14	13-26995		2,2,2,2	LOCKWASHER, WIRING HARNESS CLAMP SCREW
15	22789		2,2,2,2	"D"WASHER, WIRING HARNESS CLAMP AND SCREW
16	11-26419		2,2,2,2	NUT, WIRING HARNESS CLAMP SCREW
17	33149		2,2,2,2	MOUNT, FLYWHEEL HOUSING
18	54-32807		1,1,,	EYE, LIFTING - CYLINDER BLOCK
	54-34764		,,1,1	EYE, LIFTING - CYLINDER BLOCK
19	10-27165		1,1,1,1	SCREW, LIFTING EYE TO CYLINDER BLOCK
20	12-20533		1,1,1,1	WASHER, LIFTING EYE SCREW
21	38-31042		1,1,1,1	SERIAL PLATE
22	10-20314		2,2,2,2	SCREW, DRIVE - SERIAL PLATE TO CYLINDER BLOCK
23	33090A1		1,1,1,1	BRACKET ASSEMBLY, FRONT MOUNTING (B-32604A2)
	36111A2		,,,1	BRACKET ASSEMBLY, FRONT MOUNTING (B-32604A2)
24	12-32639		1,1,1,1	WASHER, RUBBER - FRONT MOUNTING BRACKET MOUNT
25	12-32552		1,1,1,1	WASHER, FRONT MOUNTING BRACKET G MOUNT
26	23-35903		,,,1	SPACER, FRONT MOUNTING BRACKET MOUNT
27	32833		1,1,1,1	MOUNT, FRONT MOUNTING BRACKET
28	32584		1,1,1,1	BLOCK, FRONT MOUNTING BRACKET SPOACER
	35862		,,,1	BLOCK, WFRONT MOUNTING BRACKET SPACER
29	33107		1,1,,	BRACKET, MOUNTING - LEFT (NOT USED)
	35036		,,1,1	BRACKET, MOUNTING - LEFT (NOT USED)
30	33106		1,1,,	BRACKET, MOUNTING - RIGHT (NOT USED)
	35132		,,1,1	BRACKET, MOUNTING - RIGHT (NOT USED)
31	10-33112		1,1,1,1	SCREW, BRACKET AND SPACER BLOCK TO CYLINDER BLOCK(5") B-10-32557(2)
	10-33113		1,1,1,1	SCREW, BRACKET AND SPACER BLOCK TO CYLINDER BLOCK(4 1/2") B-10-32557(2)
32	13-32993		2,2,2,2	LOCKWASHER, BRACKET AND SPACER BLOCK SCREW
33	12-22248		2,2,2,2	WASHER, BRACKET AND SPACER BLOCK SCREW

CONTINUED ON NEXT PAGE ➡

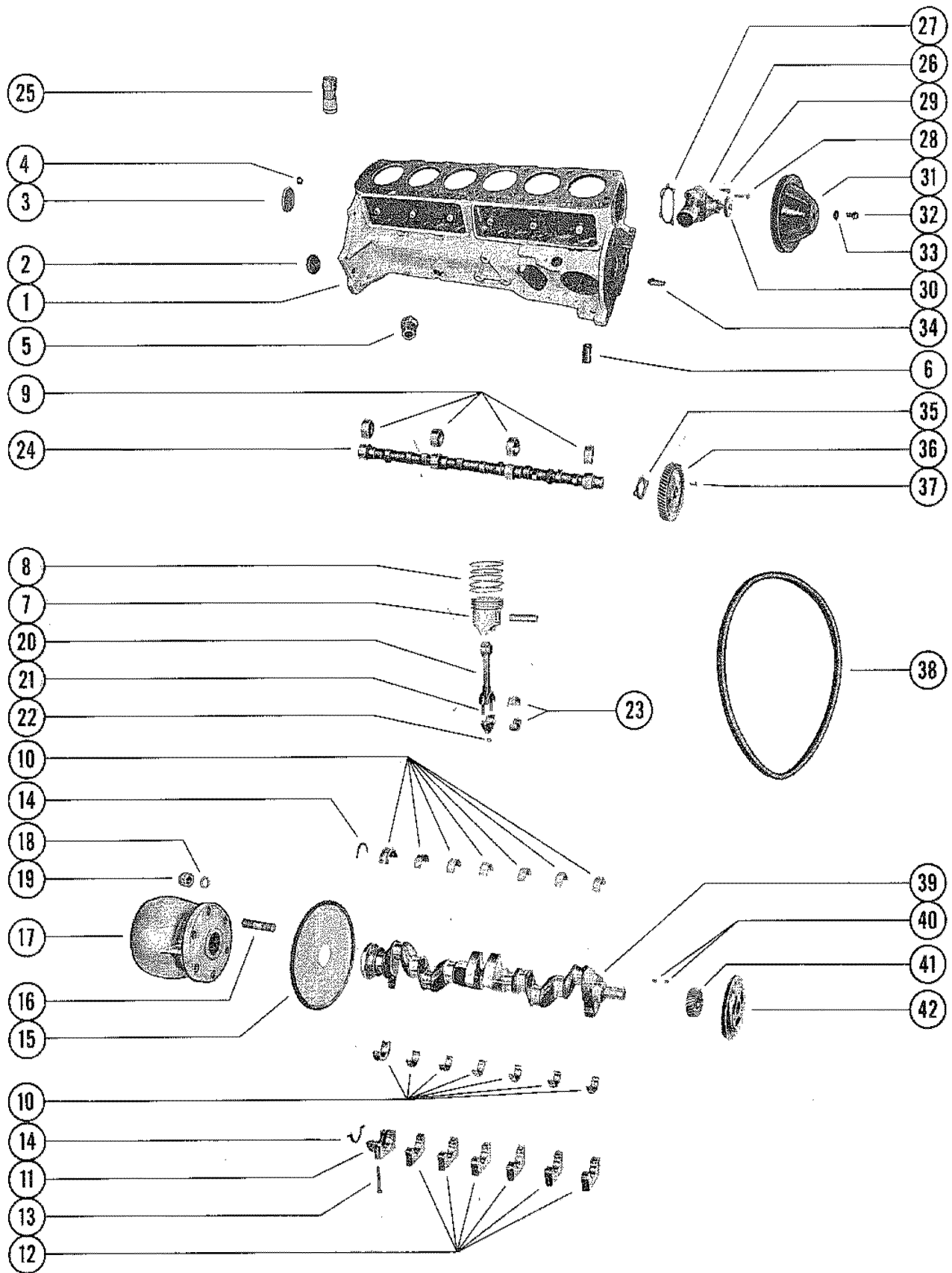
FLYWHEEL HOUSING AND ENGINE SUPPORT



FLYWHEEL HOUSING AND ENGINE SUPPORT

REF. NO.	PART NO.	SYM.	QTY.	DESCRIPTION
34	10-33115		1,1,1,1	SCREW, FRONT MOUNTING BRACKET TO CYLINDER BLOCK(2 1/2")(C-10-26486(2)
	10-31827		1,1,1,1	SCREW, FORNT MOUNTING BRACKET TO CYLINDER BLOCK(3") C-10-26486(2)
35	10-26632		2,2,2,2	SCREW, FRONT MOUNTING BRACKET TO CYLINDER BLOCK(1 1/4")(C-10-26632(1) & C-10-28464(1)
36	13-37459		4,4,4,4	LOCKWASHER, FRONT MOUNTING BRACKET SCREW
37	12-21040		4,4,4,4	WASHER, FRONT MOUNTING BRACKET SCREW
	12-24675		,,,4	WASHER, FRONT MOUNTING BRACKET SCREW
38	16-32579		1,1,1,1	STUD, ADJUSTING - FRONT MOUNTING BRACKET
39	23-32756		1,1,1,1	SPACER, FRONT MOUNTING BRACKET ADJUSTING STUD
40	12-33072		1,1,1,1	WASHER, RUBBER - FRONT MOUNTING BRACKET ADJUSTING STUD
41	12-32552		1,1,1,1	WASHER, FRONT MOUNTING BRACKET ADJUSTING STUD
38	16-36100		,,,1	STUD, ADJUSTING - FRONT MOUNTING BRACKET
39	23-36101		,,,1	SPACER, FRONT MOUNTING BRACKET ADJUSTING STUD
40	12-36104		,,,1	WASHER, RUBBER - FRONT MOUNTING BRACKET ADJUSTIN STUD
41	12-36103		,,,1	WASHER, FRONT MOUNTING BRACKET ADJUSTING STUD
42	11-20220		1,1,1,1	NUT, FRONT MOUNTING BRACKET ADJUSTING STUD(TOP)
43	12-32638		,,,1	WASHER, RUBBER - FRONT MOUNTING BRACKET ADJUSTING STUD
44	12-20959		,,,1	WASHER, SMALL - FRONT MOUNTING BRACKET ADJUSTING STUD
45	11-32882		1,1,1,1	NUT, FRONT MOUNTING BRACKET ADJUSTING STUD
46	32778		1,1,1,1	SUPPORT, FRONT - ENGINE MOUNT
46A	32849		OPT,OPT,OP	SUPPORT, FRONT - ENGINE MOUNT
47	23-33064		1,1,1,1	SLEEVE, FRONT MOUNTING BRACKET ADJUSTING STUD
48	13-33065		1,1,1,1	LOCKWASHER, FRONT MOUNTING BRACKET ADJUSTING STUD
49	11-30708		1,1,1,1	NUT, JAM - FRONT MOUNTING BRACKET ADJUSTING STUD(BOTTOM)

CYLINDER BLOCK, PISTON AND CRANKSHAFT

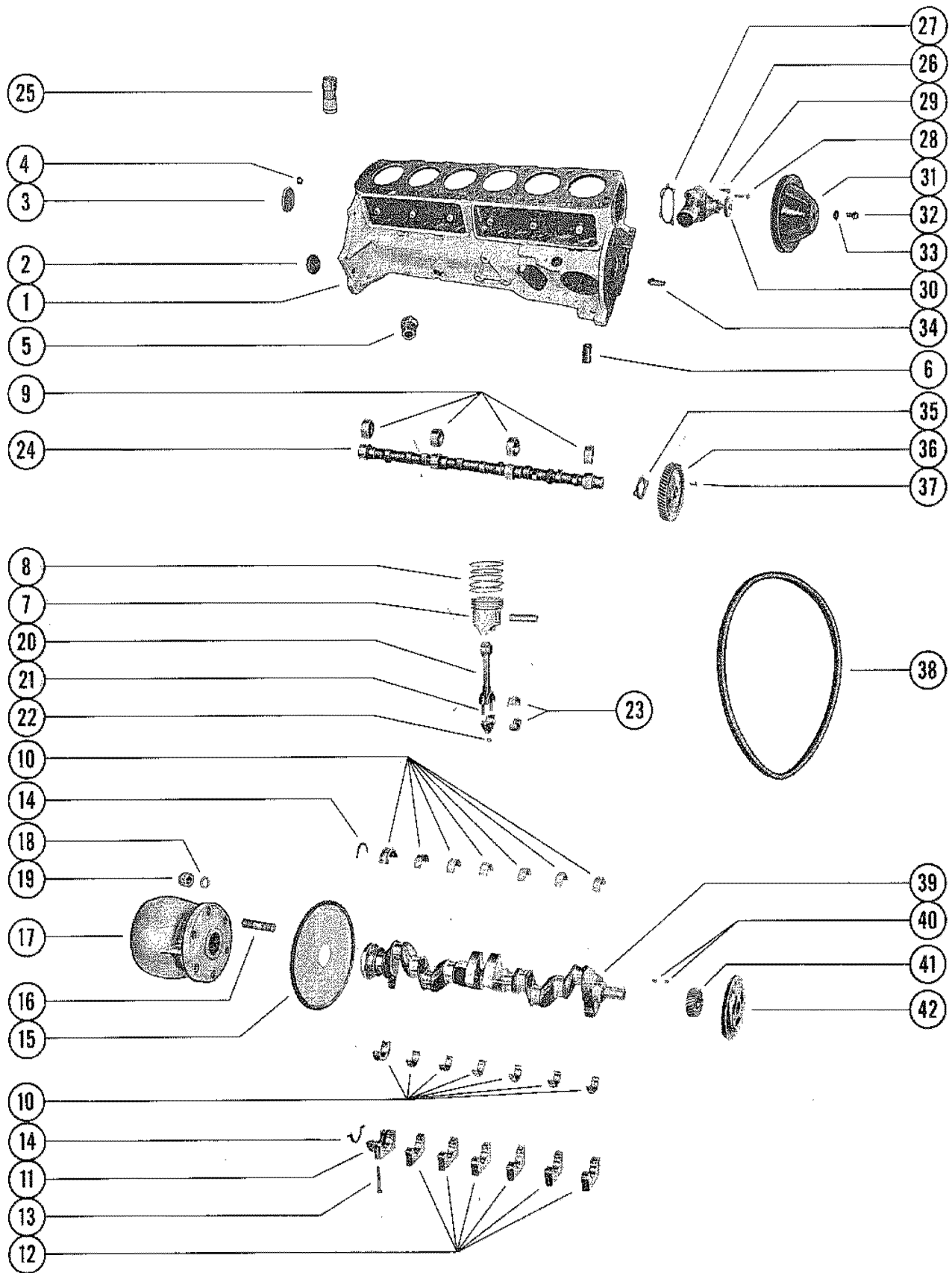


CYLINDER BLOCK, PISTON AND CRANKSHAFT

REF. NO.	PART NO.	SYM.	QTY.	DESCRIPTION
1	840-2285		1,1,1,1	CYLINDER BLOCK ASSEMBLY
2	19-34270		3,3,3,3	PLUG, EXPANSION-CYLINDER BLOCK (1 5/8"DIA.)
	19-34271		1,1,1,1	PLUG, EEXPANSION-CYLINDER BLOCK(2"DIA.)
3	19-34488		1,1,1,1	PLUG, EXPANSION-CAMSHAFT BEARING HOLE
4	19-34487		1,1,1,1	PLUG, PIPE-CYLINDER BLOCK(3/8")
5	22-36382		1,1,1,1	PLUG, WATER DRAIN-CYLINDER BLOCK
6	23-35168		1,1,1,1	BEARING, DISTRIBUTOR PILOT SHAFT
7	734-2289		6,6,6,6	PISTON AND PISTON PIN ASSEMBLY (STANDARD)
	734-2290		AR,AR,AR,A	PISTON AND PISTON PIN ASSEMBLY (.001 O.S.) USE STANDARD PISTON RING
	734-2417		AR,AR,AR,A	PISTON AND PISTON PIN ASSEMBLY (.002 O.S.) USE STANDARD PISTON RING
	734-2273		AR,AR,AR,A	PISTON AND PISTON PIN ASSEMBLY (.020 O.S.)
8	39-34560		1,1,1,1	RING, PISTON -6 SETS (STANDARD)
	39-34461		AR,AR,AR,A	RING, PISTON -6 SETS (.020 O.S.)
9	23-34457		1,1,1,1	BEARING SET (4 PAIR), CAMSHAFT
10	23-34463		2,2,2,2	BEARING SET (5 PAIR), CRANKSHAFT MAIN (STANDARD) 6 CYLINDER HAS 7 MAIN BEARINGS - ORDER 2 SETS
	23-34494		2,2,2,2	BEARING SET(5PAIR), CRANKSHAFT MAIN (.001 U.S.) 6 CYLINDER HAS 7 MAIN BEARINGS - ORDER 2 SETS
	23-34495		2,2,2,2	BEARING SET (5 PAIR), CRANKSHAFT MAIN (.002 U.S.) 6 CYLINDER HAS 7 MAIN BEARINGS - ORDER 2 SETS
	23-34496		2,2,2,2	BEARING SET (5 PAIR), CRANKSHAFT MAIN (.010 U.S.) 6 CYLINDER HAS 7 MAIN BEARINGS - ORDER 2 SETS
	23-34497		2,2,2,2	BEARING SET (5 PAIR), CRANKSHAFT MAIN (.020 U.S.) 6 CYLINDER HAS 7 MAIN BEARINGS - ORDER 2 SETS
11	34498		1,1,1,1	CAP, REAR- CRANKSHAFT BEARING
12.CAP	34507		6,6,6,6	TERMEDIATE AND FRONT-CRANKSHAFT BEARING
12.CAP	15-34533		AR,AR,AR,A	SHIM UNIT, BEARING CAP- FRONT AND INTERMEDIATE
12.CAP	15-34534		AR,AR,AR,A	SHIM UNIT, BEARING CAP - REAR
13	10-34499		14,14,14,1	BOLT, CRANKSHAFT BEARING CAP TO CYLINDER BLOCK
14	26-34462		1,1,1,1	OIL SEAL UNIT, CRANKSHAFT REAR BEARING
15	220-2282		1,1,1,1	FLYWHEEL, CRANKSHAFT
16	16-32808		6,6,6,6	STUD, FLYUWHEEL TO ENGINE COUPLING
17	32492A2		1,1,1,1	ENGINE COUPLING ASSEMBLY
18	12-34567		6,6,6,6	WASHER, FLYWHEEL STUD
19	11-33962		6,6,6,6	NUT, FLYWHEEL STUD
20	613-2277		6,6,6,6	CONNECTING ROD AND CAP ASSEMBLY
21	10-34473		12,12,12,1	BOLT, CONNECTING ROD BEARING CAP
22	11-34474		12,12,12,1	NUT, CONNECTING ROD CAP BOLT
23	23-34454		2,2,2,2	BEARING SET (4PAIR), CONNECTING ROD (STANDARD) -ORDER 2 SETS FOR 6 CYLINDER
	23-34475		AR,AR,AR,A	BEARING (PAIR), CONNECTING ROD (.001 U.S.)
	23-34476		AR,AR,AR,A	BEARING (PAIR), CONNECTING ROD (.002 U.S.)
	23-34477		AR,AR,AR,A	BEARING (PAIR), CONNECTTING ROD (.010 U.S.)

CONTINUED ON NEXT PAGE ➡

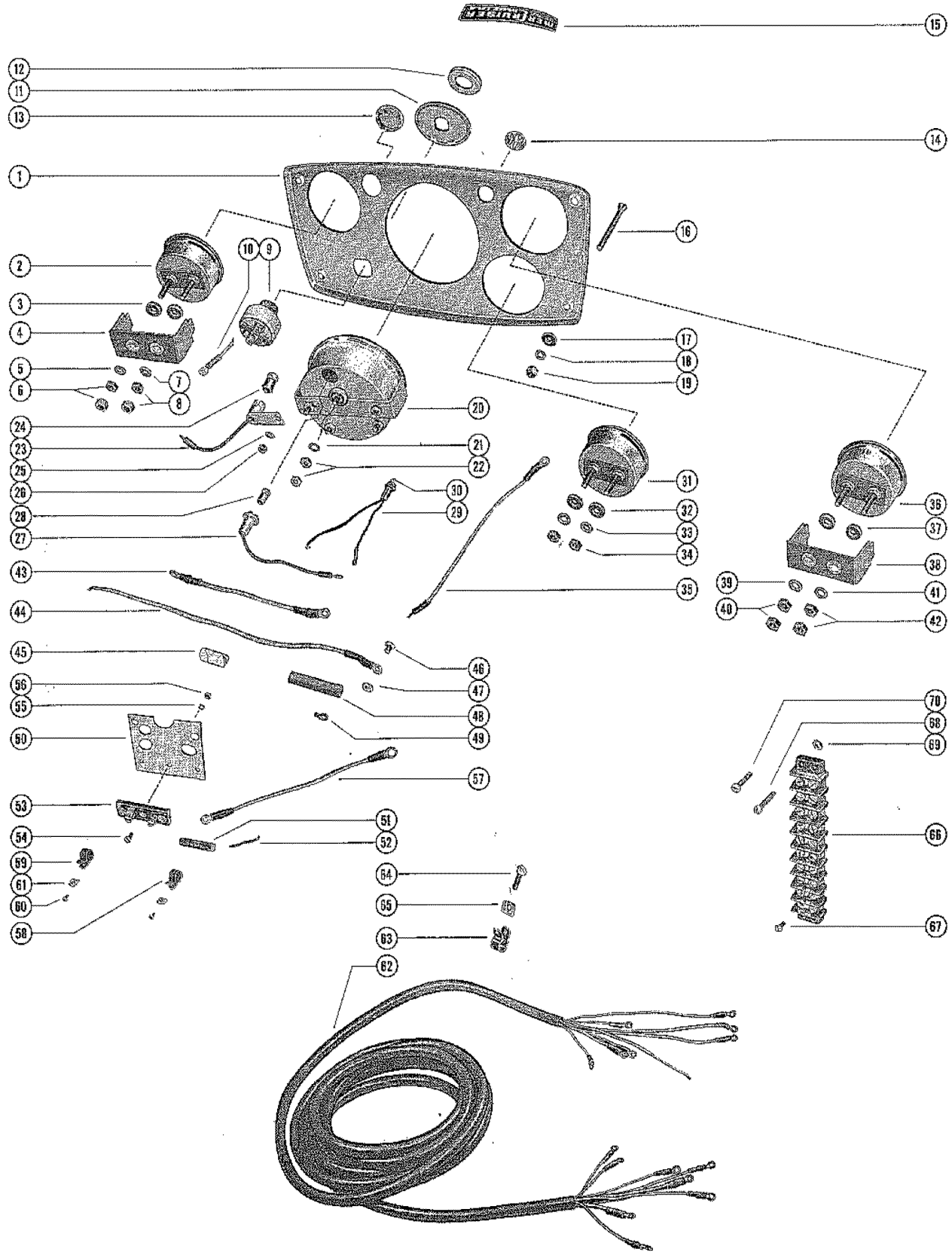
CYLINDER BLOCK, PISTON AND CRANKSHAFT



CYLINDER BLOCK, PISTON AND CRANKSHAFT

REF. NO.	PART NO.	SYM.	QTY.	DESCRIPTION
23	23-34478		AR,AR,AR,A	BEARING (PAIR), CONNECTTING ROD (.020 U.S.)
24	430-2288		1,1,1,1	CAMSHAFT
25	34282		12,12,12,1	LIFTER, VALVE-TAPPET
26	37369		1,1,1,1	WATER PUMP ASSEMBLY (SPECIAL MARINE)
	33657		1,1,1,1	WATER PUMP ASSEMBLY (FOR FRESH WATER AREAS ONLY)
27	27-33956		1,1,1,1	GASKET, WATER PUMP
28	10-34471		2,2,2,2	SCREW, WATER PUMP TO CYLINDER BLOCK (1 1/2")
29	10-35339		1,1,1,1	SCREW, WATER PUMP TO CYLINDER BLOCK (3/4")
	10-29256		2,2,2,2	SCREW, WATER PUMP TO CYLINDER BLOCK (1")
30	34481		1,1,1,1	HUB, WATER PUMP PULLEY
31	33864		1,1,1,1	PULLEY, WATER PUMP
	37242		1,1,1,1	REINFORCEMENT, WATER PUMP PULLEY
32	10-34551		4,4,4,4	SCREW, PULLEY AND HUB TO WATER PUMP
33	13-34553		4,4,4,4	LOCKWASHER, PULLEY AND HUB SCREW
34	32-34535		1,1,1,1	NOZZLE, OIL- TIMING GERAR
35	23-34469		1,1,1,1	BEARING, CAMSHAFT THURST
36	43-34459		1,1,1,1	GEAR, TIMING -CAMSHAFT (ALUMINUM)
37	10-34468		2,2,2,2	SCREW, TIMING GEAR TO CAMSHAFT
38	32850		1,1,1,1	BELT, ALTERMATOR, WATERPUMP PULLEY AND CRANKSHAFT PULLEY
39	425-2293		1,1,1,1	CRANKSHAFT
40	28-34466		2,2,2,2	KEY, PULLEY AND GEAR LOCATING
41	43-34465		1,1,1,1	GEAR, CRANKSHAFT
42	33861		1,,,	BALANCER, HARMONIC-CRANKSHAFT
	34562		,1,1,1	BALANCER, HARMONIC-CRANKSHAFT
	54-34550		1,1,1,1	CLIP, FUEL FEED PIPE

INSTRUMENT PANEL ASSEMBLY

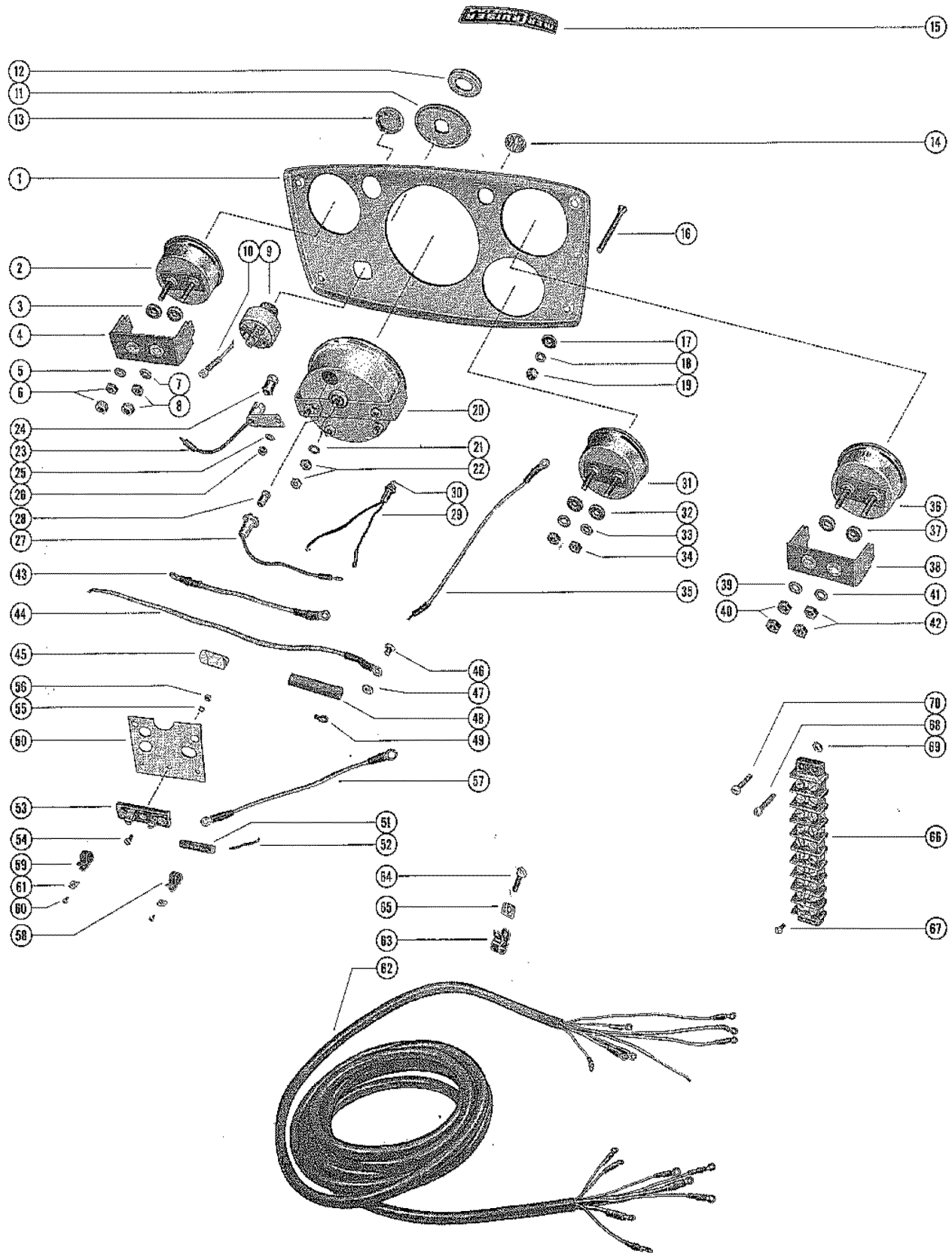


INSTRUMENT PANEL ASSEMBLY

REF. NO.	PART NO.	SYM.	QTY.	DESCRIPTION
INSTRU	32897A2		1,	PANEL ASSEMBLY, COMPLETE 9 SERIAL 01566118-09999999
INSTRU	34095A6		,1	INSTRUMENT PANEL ASSEMBLY, COMPLETE SERIAL 01566119-09999999
1	32825		1,1	PANEL, INSTRUMENT
	34102		,1	PANEL, INSTRUMENT
2	32829		1,	OIL PRESSURE GAUGE ASSEMBLY
	34627		,1	OIL PRESSURE GAUGE ASSEMBLY
3	12-33110		2,2	WASHER, FIBER-OIL PRESSURE GAUGE TERMINAL
4	32826		1,	CLAMO, OIL PRESSURE GAUGE
5	12-20878		2,2	WASHER, OIL PRESSURE GAUGE TERMINAL(#10)
6	11-20645		3,	NUT, OIL PRESSUER GAUGE TERMINAL (#10)
	11-20645		,2	NUT, OIL PRESSUER GAUGE TERMINAL (#10)
7	12-20192		2,	WASHER, OIL PRESSURE GAUGE TERMINAL (#8)
8	11-26419		3,	NUT, OIL PRESSURE GAUGE TERMINAL (#8)
9	30163		1,1	SWITCH, IGNITION -INSTRUMENT PANEL (WITH KEY #30431)
10	32870		1,1	JUMPER WIRE, IGNITION SWITCH TO OIL PRESSURE GAUGE WHITE-2 1/4")
11	34093		,1	PLATE, IGNITION SWITCH
12	32861		1,1	BEZEL, IGNITION SWITCH TO INSTRUMENT PANEL
13	19-32863		1,1	BUTTON, PLUG -INSTRUMENT PANEL (LARGE)
14	19-32862		1,1	BUTTON,PLUG-INSTRUMENT PANEL(SMALL)
15	37-32851		1,1	DECAL, INSTRUMENT PANEL
16	10-32866		4,4	SCREW, INSTRUMENT PANEL TO DASH BOARD
17	12-33110		8,8	WASHER, FIBER-INSTRUMENT PANEL TO DASH BOARD SC
18	12-20878		4,4	WASHER, INSTRUMNET PANWEL TO DASH BOARD SCREW
19	11-20190		4,4	NUT, INSTRUMENT PANEL TO DASH BOARD SCREW
20	33233		1,1	TACHOMETER ASSEMBLY
21	12-20878		1,1	WASHER, TACHOMETER TERMINAL (#10)
22	11-20645		2,2	NUT, TACHOMETER TERMINAL (#10)
23	32865		2,2	SOCKET, LIGHT BULB -INSTRUMENT PANEL
24	32878		2,2	LIGHT BULB, INSTRUMENT PANEL SOCKET
25	12-20878		2,2	WASHER, TACHOMETER LIGHT SCOKET TERMINAL (#10)
26	11-20645		2,2	NUT TACHOMETER LIGHT SOCKET TERMINAL (#10)
27	32859		1,1	SOCKET, LIGHT BULB -TACHOMETER
28	32878		1,1	LIGHT BULB, TACHOMETER SOCKET
29	32860		1,	INDICATOR LIGHT SOCKET ASSEMBLY
30	32879		1,	LIGHT BULB, INDICATRO LIGHT SOCKET
31	34631		,1	AMMETER GAUGE ASSEMBLY
32	12-33110		,2	WASHER, FIBER-AMMETER GAUGHE TERMINAL
33	12-20878		,2	WASHER, AMMETER GAUGE TERMINAL (#10)
34	11-20645		,2	NUT, AMMETER GAUGE TERMINAL (#10)

CONTINUED ON NEXT PAGE ➡

INSTRUMENT PANEL ASSEMBLY

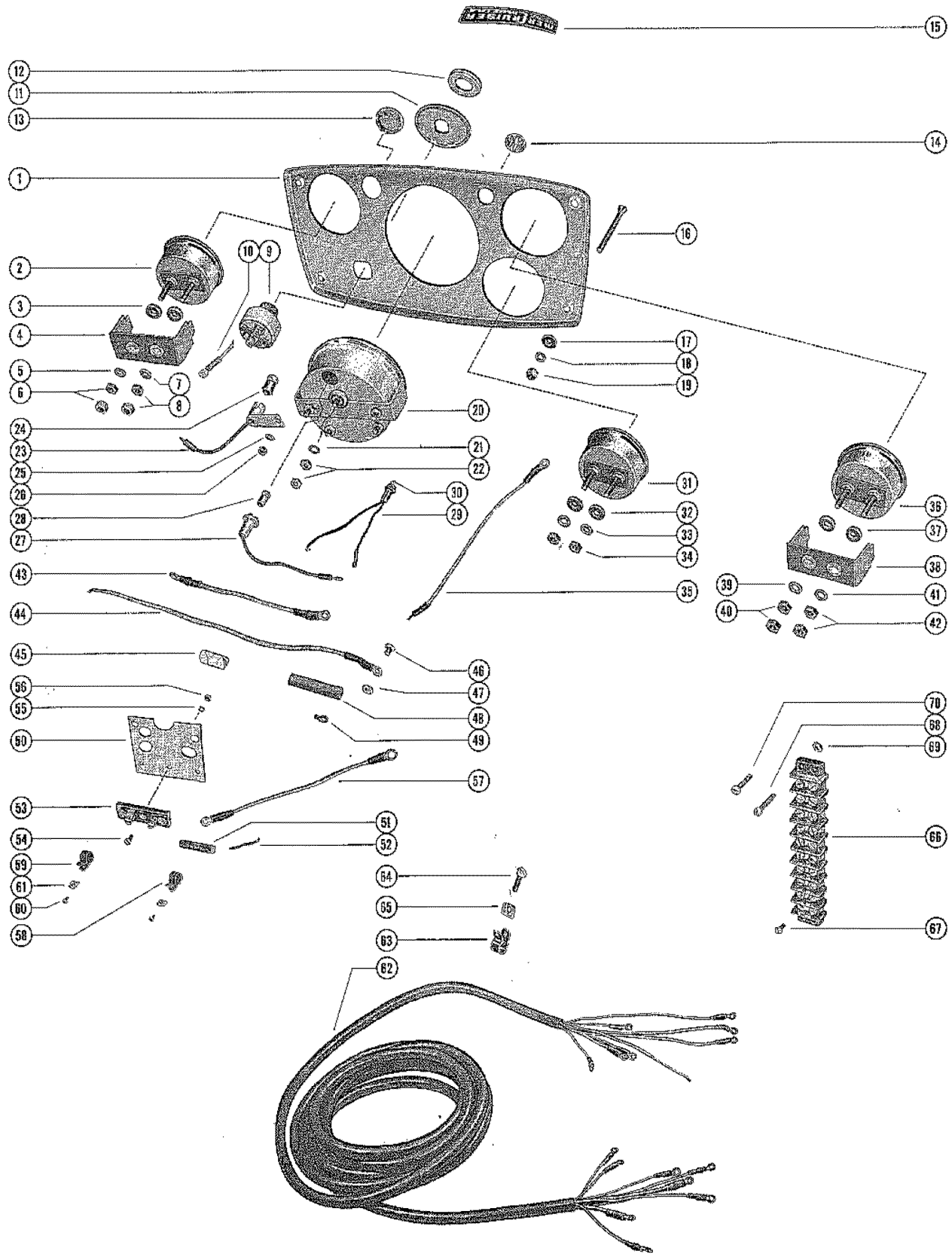


INSTRUMENT PANEL ASSEMBLY

REF. NO.	PART NO.	SYM.	QTY.	DESCRIPTION
35	34096		,1	JUMPER WIRE, IGNITION SWITCH TO AMMETER GAUGE (RED-7 3/4")
36	32827		1,	WATER TEMPERATURE GAUGE ASSEMBLY
	34629		,1	WATER TEMPERATURE GAUGE ASSEMBLY
37	12-33110		2,2	WASHER, FIBER-WATER TEMPERATURE GAUGE TERMINAL
38	32826		1,	CLAMP, WATER TEMPERATRUEE GUAGE
39	12-20878		2,2	WASHER, WATER TEMPERATURE GAUGE TERMINAL (#10)
40	11-20645		3,	NUT, WATER TEMPERATURE GAUGE TERMINAL (#10)
	11-20645		,2	NUT, WATER TEMPERATURE GAUGE TERMINAL (#10)
41	12-20192		2,	WASHER, WATER TEMPERAURE GAUGE TERMNAL (#8)
42	11-26419		3,	,NUT, WATER TEMPERATURE GAUGE TERMIANL (#8)
43	32871		1,1	JUMPER WIRE, WATER GAUGE TO OIL GAUGE (WHITE-8 3/4")
44	32872		1,1	JUMPER WIRE, IGNITION SWITCH TO REMOTE CONTROL (YELLOW-12")
45	33370		1,1	BINDER, WIRING HARNESS AND JUMPER WIRES
46	10-24231		2,2	SCREW, JUMPER WIRE TO RMOTE CONTROL SWITCH WIRE
47	11-20645		2,2	NUT JUMPER WIRE SCREW
48	23-32914		2,2	SLEEVE INSTRUMENT PANEL JUMPER WIRE
49	22924		2,2	TERMINAL,INSTRUMENT PANEL JUMPER WIRE (#10)
50	33824		1,1	BRACKET, MOUNTING-WIRING HARNESS CLAMPS
51	32868		1,	BALLAST, MOUNTING BRACKET -INDICATRO LIGHT
52	32873		1,	JUMPER WIRE, IGNITION SWITCH TO BALLAST (GRAY-2 1/8")
53	34097		,1	FUSE BLOCK, INSTRUMENT PANEL
54	10-34123		,1	SCREW, FUSE BLOCK TO MOUNTING BRACKET
55	13-26994		,1	LOCKWASHER, FUSE BLOCK SCREW
56	11-21270		,1	NIT, FUSE BLOCK SCREW
57	34092		,1	JUMPERF WIRE, FUSSE BLOCK TO AMMETER GAUGE (RED -6 1/2")
58	54-22740		1,	CLAMO, BALLAST TO MOUNTING BRACKET
59	54-22875		2,	CLAMP, WIRING HARNESS TO MOUNTING BRACKET
	54-23567		,2	CLAMP, WIRING HARNESS TO MOUNTING BRACKET
60	10-29762		3,	SCREW, WIRING HARNESS AND BLALAST CLAMP TO MOUNTING BRACKET
	10-29762		,2	SCREW, WIRING HARNESS AND BLALAST CLAMP TO MOUNTING BRACKET
61	22789		3,	"D" WASHER, WIRING HARNESS AND BLALLAST CLAMP SCREW
	22789		,2	"D" WASHER, WIRING HARNESS AND BLALLAST CLAMP SCREW
62	32864		1,	WIRING HARNESS
	34104		,1	WIRING HARNESS
63	54-22875		4,	CLAMP, WIRING HARNESS TO BOAT

CONTINUED ON NEXT PAGE ➡

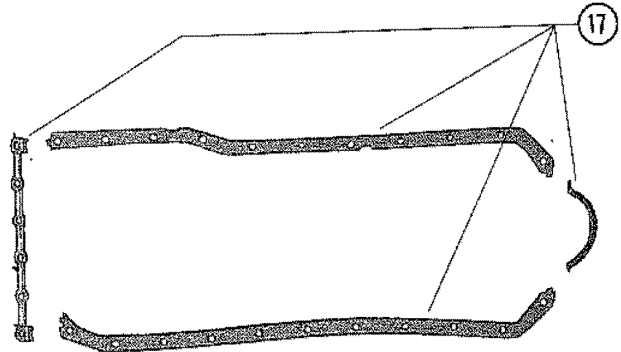
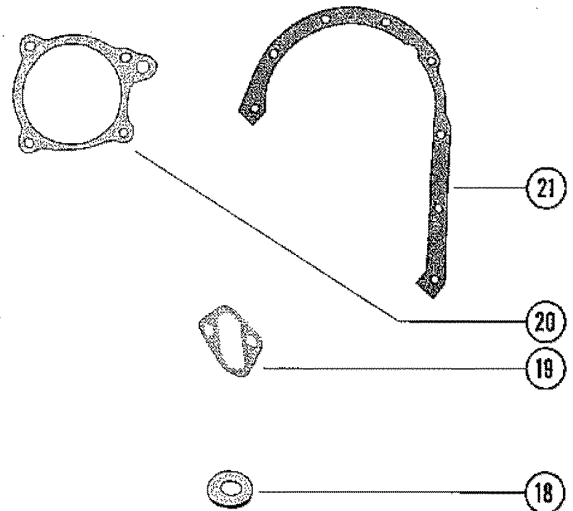
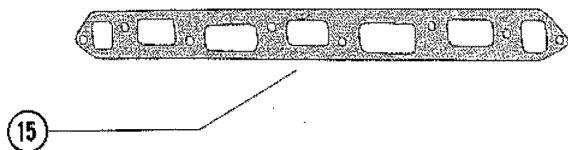
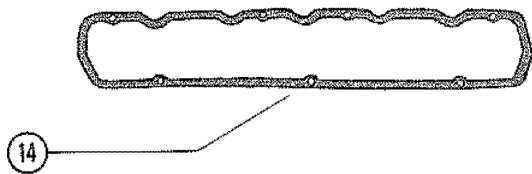
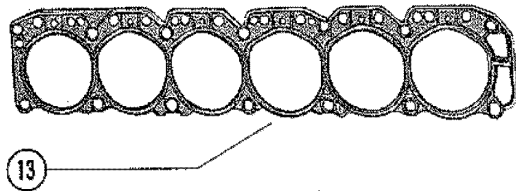
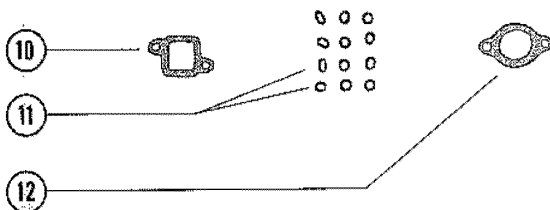
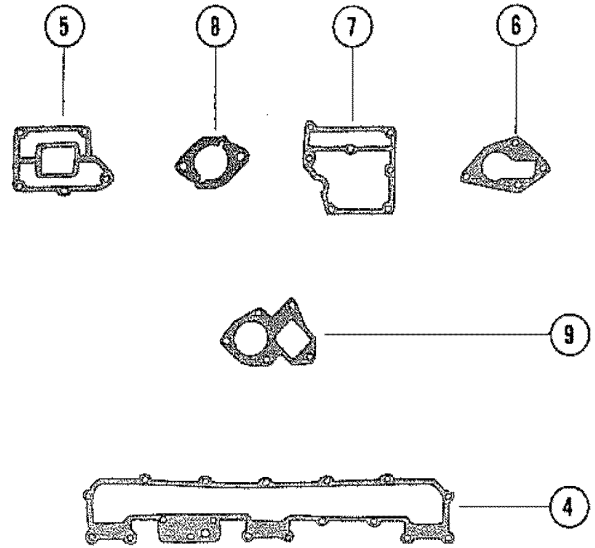
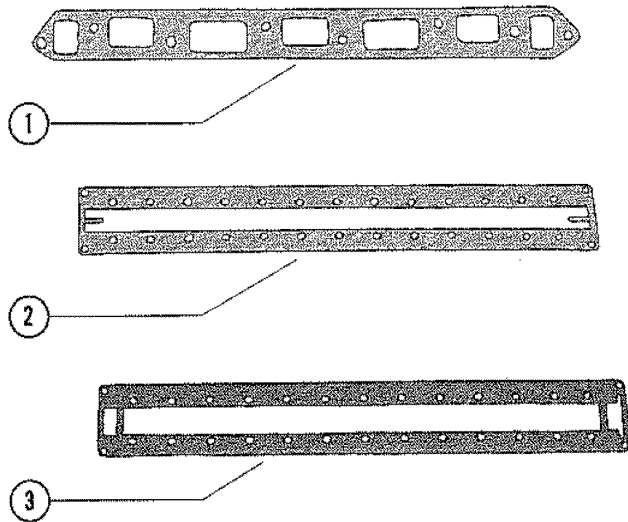
INSTRUMENT PANEL ASSEMBLY



INSTRUMENT PANEL ASSEMBLY

REF. NO.	PART NO.	SYM.	QTY.	DESCRIPTION
63	54-23567		,4	CLAMP, WIRING HARNESS TO BOAT
64	10-22793		4,	SCREW, WOOD -WIRING HARNESS CLAMP TO BOAT
	10-33615		,4	SCREW, WOOD- WIRING HARNESS CLAMP TO BOAT
65	22789		4,4	"D" WASHER, WIRING HARNESS CLAMP SCREW
66	32790		1,1	TERMINAL BLOCK, WIRING HARNESS LEADS
67	10-28739		20,20	SCREW, WIRING HARNESS LEADS TO TERMINAL BLOCK
68	10-20644		4,4	SCREW, TERMINAL BLOCK TO BOAT
69	11-20645		4,4	NUT, TERMIANL BLOCK TO BOAT SCREW
70	10-33615		4,4	SCREW, WOOD -TERMINAL BLOCK TO BOAT

GASKETS AND GASKET SETS



GASKETS AND GASKET SETS

REF. NO.	PART NO.	SYM.	QTY.	DESCRIPTION
-	27-34607		1,1,,	GASKET SET, EXHAUST MANIFOLD
-	27-35441A1		,,1,1	GASKET SET, EXHAUST MANIFOLD
1	27-33121		1,1,1,1	GASKET, MANIFOLD BODY TO CYLINDER BLOCK
2	27-33089		1,1,,	GASKET, EXHAUST MANIFOLD COVER TO BAFFLE PLATE
	27-35154		,,1,1	GASKET, EXHAUST MANIFOLD COVER TO BLAFFLE PLATE
3	27-33088		1,1,,	GASKET, BAFFLE PLATE TO MANIFOLD BODY
	27-35152		,,1,1	GASKET, BAFFLE PLATE TO MANIFOLD BODY
4	27-34067		1,1,1,1	GASKET, INTAKE MANIFOLD COVER TO MANIFOLD BODY
5	27-32812		1,1,,	GASKET, THERMOSTAT CONTAINER TO MANIFOLD BODY
	27-35146		,,1,1	GASKET, THERMONSTAT CONTAINER TO MANIFOLD BODY
6	278-32814		1,1,,	GASKET, WATER OUTLET ELBOW TO MANIFOLD BODY
	27-35150		,,1,1	GASKET, WATER OUTLET ELBOW TO MANIFOLD BODY
7	27-32811		1,1,,	GASKET, RELIEF VALVE BODY TO MANIFOLD BODY
	27-35144		,,1,1	GASKET, RELIEF VALVE BODY TO MANIFOLD BODY
8	27-33460		2,2,2,2	GASKET, CARBURETOR TO INTAKE MANIFOLD COVER
9	27-32813		1,1,,	GASKET, EXHAUST ELBOW TO THERMOSTAT CONTAINER
	27-35147		,,1,1	GASKET, EXHAUST ELBOW TO THERMOSTAT CONTAINER
	27-34606		1,1,1,1	GASKET SET, CYLINDER HEAD
10	27-33680		1,1,1,1	GASKET, WATER OUTLET HOUSING TO CYLINDER HEAD
11	26-34217		12,12,12,1	SEAL, VALVE STEM
12	27-33918		1,1,1,1	GASKET, WATER OUTLET HOUSING TO DISTRIBUTION BLOCK
13	27-34274		1,1,1,1	GASKET, CYLINDER HEAD TO CYLINDER BLOCK
14	27-34042		1,1,1,1	GASKET, ROCKER VALVE COVER TO CYLINDER HEAD
15	27-33121		1,1,1,1	GASKET, MANIFOLD BODY TO CYLINDER BLOCK
16	27-34209		2,2,2,2	GASKET, CRANKCASE AND PUSH ROD COVER TO CYLINDER BLOCK
17	27-34207		1,1,1,1	GASKET SET, OIL PAN TO CYLINDER BLOCK
18	27-34486		1,1,1,1	GASKET, DISTRUBUTOR TO CYLINDER BLOCK
19	27-34213		1,1,1,1	GASKET, FUEL PUMP TO CYLINDER BLOCK
20	27-33956		1,1,1,1	GASKET, WATER PUMP TO CYLINDER BLOCK
21	27-34216		1,1,1,1	GASKET, CRANKCASE FRONT COVER TO CYLINDER BLOCK

PARTS INDEX

Part Number	Description	Pg.	Ref. No.	Part Number	Description	Pg.	Ref. No.
20119	PROTECTOR, HIGH TENSION LEAD	17	29	32722	FUEL PUMP ASSEMBLY	21	1
22789	"D" WASHER, FUEL LINE CLIP SCREW	21	7	32723	CONTAINER, THERMOSTAT - MANIFOLD BODY	35	16
22789	"D" WASHER, FUEL LINE CLIP SCREW	23	42	32724	ELBOW, EXHAUST - THERMOSTAT CONTAINER	35	14
22789	"D" WASHER, WIRING HARNESS AND BALLAST CLAMP SCREW	51	61	32729A1	CAP ASSEMBLY, RELIEF VALVE ASSEMBLY	35	2
22789	"D" WASHER, WIRING HARNESS AND BALLAST CLAMP SCREW	51	61	32753	BRACKET, ALTERNATOR MOUNTING-CYLINDER BLOCK	5	64
22789	"D" WASHER, WIRING HARNESS CLAMP SCREW	53	65	32754	SCREW, ALTERNATOR BRACE TO CYLINDER BLOCK (3/4")	5	55
22789	"D" WASHER, WIRING HARNESS CLIP SCREW	3	33	32762A1	LEAD ASSEMBLY, HIGH TENSION-DISTRIBUTOR (6 1/4")	17	25
22789	"D" WASHER, WIRING HARNESS CLIP SCREW	3	4	32762A2	LEAD ASSEMBLY, HIGH TENSION-DISTRIBUTOR (14 1/4")	17	26
22789	"D" WASHER, WIRING HARNESS CLIP SCREW	19	43	32762A3	LEAD ASSEMBLY, HIGH TENSION-DISTRIBUTOR (20 3/4")	17	27
22789	"D" WASHER, WIRING HARNESS CLIP SCREW	33	35	32762A4	LEAD ASSEMBLY, HIGH TENSION-DISTRIBUTOR (22")	17	28
22924	TERMINAL, INSTRUMENT PANEL JUMPER WIRE (#10)	51	49	32763A1	WIRE ASSEMBLY, DISTRIBUTOR TO COIL (8 1/4")	17	33
25661	STARTER SOLENOID	5	42	32778	SUPPORT, FRONT - ENGINE MOUNT	43	46
26551	RETAINER, RELIEF VALVE BODY SCREW - THROTTLE RETURN SPRING	35	10	32783	RETAINER, HIGH TENSION LEADS	17	32
26551	RETAINER, INTAKE MANIFOLD COVER SCREW-THROTTLE RETURN SPRING	21	28	32784	RETAINER, HIGH TENSION LEADS	17	31
27711	RETAINER, RELIEF VALVE BODY SCREW - THROTTLE RETURN SPRING	35	10	32785	WIRING HARNESS, EXTERNAL	3	1
30163	SWITCH, IGNITION -INSTRUMENT PANEL (WITH KEY #30431)	49	9	32786	TAB, STARTER MOTOR SOLENOID SWITCH TERMINAL	3	17
32484	HOUSING, FLYWHEEL - REAR MOUNTING	41	1	32786	TAB, STARTER MOTOR TO CYLINDER SCREW	3	29
32492A2	ENGINE COUPLING ASSEMBLY	45	17	32786	TAB, WIRING HARNESS LEAD TO CYLINDER BLOCK	3	23
32584	BLOCK, FRONT MOUNTING BRACKET SPOACER	41	28	32786	TAB, WIRING HARNESS TO FLYWHEEL HOUSING	41	11
32682A2	BODY ASSEMBLY, RELIEF VALVE	35	1	32790	TERMINAL BLOCK, WIRING HARNESS LEADS	53	66
32684	ELBOW, MANIFOLD BODY - WATER OUTLET	39	6	32825	PANEL, INSTRUMENT	49	1
32701	ALTERNATOR ASSEMBLY	13	-	32826	CLAMO, OIL PRESSURE GAUGE	49	4
32701	ALTERNATOR ASSEMBLY D2 FOR BREAKDOWN	5	54	32826	CLAMP, WATER TEMPERATURE GAUGE	51	38
32702	VOLTAGE REGULATOR	3	5	32827	WATER TEMPERATURE GAUGE ASSEMBLY	51	36
32704	COIL ASSEMBLY, IGNITION	17	34	32828	WATER TEMPERATURE SENDER ASSEMBLY	3	35
				32829	OIL PRESSURE GAUGE ASSEMBLY	49	2

PARTS INDEX

Part Number	Description	Pg.	Ref. No.	Part Number	Description	Pg.	Ref. No.
32830	OIL PRESSURE SENDER ASSEMBLY, CYLINDER BLOCK	5	39	33103	LINK ROD CABURETOR THROTTLE PLATE TO CARBURETOR THROTTLE PLT	25	69
32833	MOUNT, FRONT MOUNTING BRACKET	41	27	33104	SWIVEL JOINT, THROTTLE LEVER	23	53
32835	BRACKET, STARTER SOLENOID MOUNTING-CYLINDER BLOCK	5	68	33104	SWIVEL JOINT, THROTTLE PLATE	23	67
32849	SUPPORT, FRONT - ENGINE MOUNT	43	46A	33105	SLIP JOINT, THROTTLE PLATE (FRONT CARBURETOR)	25	76
32850	BELT, ALTERMATOR, WATERPUMP PULLEY AND CRANKSHAFT PULLEY	47	38	33105	SLIP JOINT, THROTTLE PLATE (REAR CARBURETOR)	23	66
32859	SOCKET, LIGHT BULB -TACHOMETER	49	27	33106	BRACKET, MOUNTING - RIGHT (NOT USED)	41	30
32860	INDICATOR LIGHT SOCKET ASSEMBLY	49	29	33107	BRACKET, MOUNTING - LEFT (NOT USED)	41	29
32861	BEZEL, IGNITION SWITCH TO INSTRUMENT PANEL	49	12	33108	PLATE, THROTTLE-CARBURETOR	21	22
32864	WIRING HARNESS	51	62	33149	MOUNT, FLYWHEEL HOUSING	41	17
32865	SOCKET, LIGHT BULB -INSTRUMENT PANEL	49	23	33151	RETAINER,INTAKE MANIFOLD COVER SCREW-THROTTLE RETURN SPRING	21	28
32868	BALLAST, MOUNTING BRACKET -INDICATRO LIGHT	51	51	33233	TACHOMETER ASSEMBLY	49	20
32870	JUMPER WIRE, IGNITION SWITCH TO OIL PRESSURE GAUGE	49	10	33261	SOLENOID SWITCH ASSEMBLY	11	41
32871	JUMPER WIRE, WATER GAUGE TO OIL GAUGE (WHITE-8 3/4")	51	43	33263	COLLAR, DRIVE END FRAME-INNER	13	4
32872	JUMPER WIRE, IGNITION SWITCH TO REMOTE CONTROL (YELLOW-12")	51	44	33270	BRUSH, FIELD FRAME	9	24
32873	JUMPER WIRE, IGNITION SWITCH TO BALLAST (GRAY-2 1/8")	51	52	33281	LEAD, FIELD FRAME BRUSH	9	28
32877	COVER, WATER PUMP	39	17	33282	SHOE, POLE-FIELD COIL	9	14
32878	LIGHT BULB, INSTRUMENT PANEL SOCKET	49	24	33283	HOLDER, FIELD FRAME BRUSH GROUND	9	23
32878	LIGHT BULB, TACHOMETER SOCKET	49	28	33284	HOLDER, INSULATED-FIELD FRAME BRUSH	9	22
32879	LIGHT BULB, INDICATRO LIGHT SOCKET	49	30	33291	COLLAR, PINION STOP-DRIVE END HOUSING 1	9	5
32897A2	PANEL ASSEMBLY, COMPLETE 9	49	INSTRU	33292	COLLAR, THRUST-DRIVE END HOUSING	9	3
33061	FLAME ARRESTOR	21	19	33293	INSULATION, POLE SHOE TO FIELD COIL	9	13
33084	BODY, EXHAUST MANIFOLD - CYLINDER BLOCK	31	7	33294	SUPPORT PACKAGE, GROUND AND INSULATED HOLDERS	9	26
33085	COVER, EXHAUST MANIFOLD	31	26	33295	FRAME COMMUTATOR END-LOWER	9	19
33086	COBER INTAKE MANIFOLD	31	1	33297	LEVER, SHIFT-DRIVE END HOUSING	9	34
33087	PLATE, BAFFLE - MANIFOLD BODY	31	24	33300	DISTRIBUTOR ASSEMBLY, COMPLETE	17	1
33090A1	BRACKET ASSEMBLY, FRONT MOUNTING (B-32604A2)	41	23	33301	FIELD COIL ASSEMBLY	9	17
33091	LEVER, THROTTLE-MANIFOLD BODY	23	51	33303	COVER, SOLENOID SWITCH	11	44
				33305	CONTACT, RESISTOR TERMINAL STUD	11	46
				33310	SHAFT, SHIFT LEVER TO DRIVE END HOUDING	9	35
				33314	PULLEY, DRIVE END FRAME	13	13

PARTS INDEX

Part Number	Description	Pg.	Ref. No.	Part Number	Description	Pg.	Ref. No.
33316	CONTACT AND PUSH ROD ASSEMBLY	11	42	33655	PLATE, WEIGHT HOLD DOWN	17	-
33317	PLUNGER, SHIFT LEVER-SOLENOID SWITCH	9	37	33657	WATER PUMP ASSEMBLY (FOR FRESH WATER AREAS ONLY)	47	26
33318	DRIVE ASSEMBLY, CLUTCH-ARMATURE	9	6	33658	LEAD, PRIMARY	17	17
33319	PLATE, BALL BEARING RETAINER-DRIVE END FRAME	13	8	33659	ROTOR, DISTRIBUTOR	17	18
33320	ARMATURE	9	12	33662	CONDENSER	17	13
33321	BRACKET, IGNITION COIL MOUNTING	17	35	33665	PLATE, MOUNTING-BREAKER ASSEMBLY AND CONDENSER	17	11
33324	HOUSING, DRIVE END	9	1	33668	HOUSING, PRIMARY-DISTRIBUTOR	17	2
33325	STATOR ASSEMBLY	13	2	33670	RETAINER, BREAKER CAM LUBRICATOR FELT	17	-
33326	INSULATOR, CONDENSER TERMINAL SCREW	13	32	33765	DISTRIBUTOR	17	20
33327	CONDENSER	13	21	33767	CAM, BREAKER-ADVANCE	17	6
33331	ROTOR	13	1	33768	WEIGHT, BREAKER CAM ADVANCE	17	7
33332	STRAP, DIODE JUNCTION TERMINAL TO RELAY TERMINAL	13	26	33824	BRACKET, MOUNTING-WIRING HARNESS CLAMPS	51	50
33336	FAN, DRIVE END FRAME	13	12	33861	BALANCER, HARMONIC-CRANKSHAFT	47	42
33340	DIODE JUNCTION, HEAT SINK-POSITIVE	13	25	33864	PULLEY, WATER PUMP	47	31
33341	DIODEPACKAGE, SLIP RING END FRAME-NEGATIVE	13	17	34092	JUMPER WIRE, FUSSE BLOCK TO AMMETER GAUGE (RED -6 1/2")	51	57
33342	TERMINAL PACKAGE, DIODE JUNCTION AND STATOR TERMINAL	13	24	34093	PLATE, IGNITION SWITCH	49	11
33343	FRAME, DRIVE END	13	10	34095A6	INSTRUMENT PANEL ASSEMBLY, COMPLETE	49	INSTRU
33344	,COLLAR, DRIVE END FRAME - OUTER	13	11	34096	JUMPER WIRE, IGNITION SWITCH TO AMMETER GAUGE (RED-7 3/4")	51	35
33345	RETAINER, SLIP RING END FRAME CONDENSER	13	22	34097	FUSE BLOCK, INSTRUMENT PANEL	51	53
33346	TERMINAL, GROUND-SLIP RING END FRAME	13	36	34102	PANEL, INSTRUMENT	49	1
33349	FRAME ASSEMBLY, SLIP RING END	13	16	34104	WIRING HARNESS	51	62
33350	HEAT SINK ASSEMBLY, SLIP RING END FRAME	13	23	34141	VOLTAGE REGULATOR	3	5
33352	BATTERY TERMINAL PACKAGE, HEAT SINK TO SLIP END FRAME	13	35	34235	BREAKER ASSEMBLY, DISTRIBUTOR	17	14
33353	RELAY TERMINAL PACKAGE, HEAT SINK TO SLIP RING END FRAME	13	34	34282	LIFTER, VALVE-TAPPET	47	25
33357	FUEL PUMP REPAIR KIT	21	-	34292	COVERING, CHOKE PIPE	21	13
33358	FUEL PUMP DIAPHRAGM KIT	21	-	34424	WIRING HARNESS, EXTERNAL	3	1
33366	COLLAR, CLUTCH DRIVE	9	-	34480	CLAMP UNIT, DISTRIBUTOR	19	44
33367	LOCKWIRE, COLLAR AND SPRING RETAINING	9	10	34481	HUB, WATER PUMP PULLEY	47	30
33370	BINDER, WIRING HARNESS AND JUMPER WIRES	51	45	34498	CAP, REAR- CRANKSHAFT BEARING	45	11
33481	ELBOW, MANIFOLD BODY - WATER OUTLET	39	23	34507	TERMEDATE AND FRONT-CRANKSHAFT BEARING	45	12.CAP
33483	ELBOW, CYLINDER BLOCK	39	19	34546	BRACE, STARTER MOTOR	3	21
33653	FELT, BREAKER CAM LUBRICATOR	17	-	34549	RETAINER, DISTRIBUTOR CLAMP UNIT	19	45
				34562	BALANCER, HARMONIC-CRANKSHAFT	47	42
				34623	OIL PRESSURE SENDER ASSEMBLY, CYLINDER BLOCK	5	39

PARTS INDEX

Part Number	Description	Pg.	Ref. No.	Part Number	Description	Pg.	Ref. No.
34627	OIL PRESSURE GAUGE ASSEMBLY	49	2	10-20100	SCREW, THROTTLE PLATE TO CARBURETOR	21	23
34629	WATER TEMPERATURE GAUGE ASSEMBLY	51	36	10-20191	SCREW, WIRING HARNESS CLAMP TO TAB	41	13
34631	AMMETER GAUGE ASSEMBLY	49	31	10-20191	SCREW, WIRING HARNESS CLIP TO STARTER MOTOR TAB (SEE NOTE BE)	3	31
34754	BRUSH HOLDER PACKAGE	15	40	10-20191	SCREW, WIRING HARNESS LEAD TO CYLINDER BLOCK TAB (SEE NOTE B)	3	24
35036	BRACKET, MOUNTING - LEFT (NOT USED)	41	29	10-20191	SCREW, WIRING HARNESS LEAD TO CYLINDER BLOCK TAB (SEE NOTE B)	3	24
35086	BUTTON, CHACK VALVE - RELIEF VALVE BODY CAP	35	5	10-20191	SCREW, WIRING HARNESS LEAD TO SOLENOID SWITCH TERMINAL TAB (3	18
35132	BRACKET, MOUNTING - RIGHT (NOT USED)	41	30	10-20314	SCREW, DRIVE - SERIAL PLATE TO CYLINDER BLOCK	41	22
35143A1	BODY ASSEMBLY, REILEF VALVE	35	1	10-20359	SCREW, DISTRIBUTION BLOCK TO WATER OUTLET HOUSING(1")	39	3
35145	CONTAINER, THERMOSTAT - MANIFOLD BODY	35	16	10-20644	SCREW, TERMINAL BLOCK TO BOAT	53	68
35148	ELBOW, EXHAUST - THERMOSTAT CONTAINER	35	14	10-20705	SCREW, COVER PLATE TO FLYWHEEL HOUSING(3/4")	41	4
35149	ELBOW, MANIFOLD BODY - WATER OTULET	39	23	10-21077	SCREW, ELBOW TO CYLINDER BLOCK(7/8")	39	20
35151	PLATE, BAFFLE - MANIFOLD BODY	31	24	10-21077	SCREW, MANIFOLD BODY TO CYLINDER BLOCK	31	10
35153	COVER, EXHAUST MANIFOLD	31	26	10-21625	SCREW, STARTER SOLENOID TO MOUNTING BRACKET (3/4")	5	51
35155	BODY, EXHAUST MANIFOLLD - CSYLINDER BLOCK	31	7	10-22421	SCREW, EXHAUST ELBOW TO THERMOSTAT CONTAINER(1 1/2")	35	22
35157	BOWL, ALUMINUM-FUEL FILTER	21	32	10-22654	SCREW, FUEL FILTER TO FUEL FILTER LINE TO CARBURETOR	23	41
35200	BRUSH PACKAGE, STATOR (2 PR PACKAGE)	15	44	10-22793	SCREW, WOOD -WIRING HARNESS CLAMP TO BOAT	53	64
35203	CONNECTOR, GROUND TERMINAL TO GROUND BRUSH STUD	15	41	10-22793	SCREW, WOOD-WIRING HARNESS CLIP TO BOAT	3	3
35205	COVER, PLASTIC-BRUSH HOLDER	15	46	10-22958	SCREW, SWIVEL JOINT TO THROTTLE LEVER	23	52
35862	BLOCK, WFRONT MOUNTING BRACKET SPACER	41	28	10-24231	SCREW, JUMPER WIRE TO RMOTE CONTROL SWITCH WIRE	51	46
35865A2	FLYWHEEL HOUSING ASSEMBLY, REAR MOUNTING	41	1A	10-24233	SCREW, REMOTE CONTROL CABLE TO THROTTLE LEVER	23	57
35884	THERMOSTAT	35	20	10-24609	SCREW, CONDENSER TERMINAL TO HEAT SINK	13	29
36111A2	BRACKET ASSEMBLY, FRONT MOUNTING (B-32604A2)	41	23	10-25299	SCREW, WATER PUMP FLANGE(3/4")	33	36
36176	BRACKET, STARTER SOLENOID MOUNTING	5	48				
36177	INSULATOR, STARTER SOLENOID BRACKET	5	49				
37242	REINFORCEMENT, WATER PUMP PULLEY	47	31				
37369	WATER PUMP ASSEMBLY (SPECIAL MARINE)	47	26				
N.S.S.	FITTING, VENT HOSE TO CARBURETOR	23	45				

PARTS INDEX

Part Number	Description	Pg.	Ref. No.	Part Number	Description	Pg.	Ref. No.
10-26632	SCREW, FLYWHEEL HOUSING TO CYLINDER BLOCK(1 1/4")	41	7	10-31471	SCREW, THROTTLE PLATE SWIVEL JOINT	23	61
10-26632	SCREW, FLYWHEEL HOUSING TO CYLINDER BLOCK(1 1/4")	41	7	10-31827	SCREW, FORNT MOUNTING BRACKET TO CYLINDER BLOCK(3")	43	34
10-26632	SCREW, FRONT MOUNTING BRACKET TO CYLINDER BLOCK(1 1/4")	43	35	10-32024	SCREW, BRUSH LEAD TO FIELD FRAME BRUSH	9	25
10-26668	SCREW, WIRING HARNESS CLIP TO COIL BRACKET	19	42	10-32774	SCREW, DISTRIBUTION BLOCK TO WATER OUTLET HOUSING(2")	39	2
10-27165	SCREW, ALTERNATOR BRACE TO CYLINDER BLOCK (3/4")	5	56	10-32775	SCREW, ALTERNATOR TO BRACKET (3 1/2")	5	61
10-27165	SCREW, LIFTING EYE TO CYLINDER BLOCK	41	19	10-32866	SCREW, INSTRUMENT PANEL TO DASH BOARD	49	16
10-28192	SCREW, DRAIN HOSE CLAMP TO MANIFOLD BODY	31	22	10-33045	SCREW, CHOKE VALVE TO CHOKE SHAFT	27	18
10-28464	SCREW, STARTER SOLENOID MOUNTING BRACKET TO CYLINDER BLOCK (7	72	10-33047	SCREW, STAT COVER AND COIL TO CHOKE HOUSING	29	60
10-28667	SCREW, EXHAUST ELBOW TO THERMOSTAT CONTAINER(LOWER) - 1"	35	24	10-33053	SCREW, CHOKE HOUSING TO AIR HORN	29	51
10-28713	SCREW, SOLENOID SWITCH TO DRIVE END HOUSING	9	40	10-33056	SCREW, CHOKE PISTON LEWVER TO CHOKE HOUSING	29	55
10-28739	SCREW, WIRING HARNESS LEADS TO TERMINAL BLOCK	53	67	10-33112	SCREW, BRACKET AND SPACER BLOCK TO CYLINDER BLOCK(5")	41	31
10-29197	SCREW, MOUNTING BRACKET TO MANIFOLD BODY (5/8")	5	50	10-33113	SCREW, BRACKET AND SPACER BLOCK TO CYLINDER BLOCK(4 1/2")	41	31
10-29198	SCREW, ALTERNATOR BRACE TO ALTERNATOR (7/8")	5	59	10-33115	SCREW, FRONT MOUNTING BRACKET TO CYLINDER BLOCK(2 1/2")	43	34
10-29199	SCREW, WIRING HARNESS CLAMP TO CYLINDER BLOCK	31	31	10-33123	SCREW, SWIVEL JOINT AND SLIP JOINT TO THROTTLE PLATE	23	63
10-29238	SCREW, STARTER SOLENOID TO MOUNTING BRACKET (3/8")	5	47	10-33248	SCREW, COVER TO SOLENOID SWITCH	11	60
10-29238	SCREW, VOLTAGE REGULATOR TO MOUNT	3	7	10-33250	SCREW, SUPPORT TO FIELD FRAME	9	29
10-29240	SCREW, DRAIN HOSE CLAMP TO MANIFOLD BODY	31	22	10-33264	SCREW, POLE SHOE TO FIELD COIL	9	15
10-29240	SCREW, WIRING HARNESS CLIP TO EXHAUST MANIFOLD COVER	33	34	10-33286	BOLT, THRU-COMMUTATOR END FRAME TO DRIVE END HOUSING	9	21
10-29256	SCREW, WATER PUMP TO CYLINDER BLOCK (1')	47	29	10-33296	BOLT, THRU-COMMUTATOR END FRAME TO DRIVE END HOUSING	9	20
10-29762	SCREW, WIRING HARNESS AND BLALAST CLAMP TO MOUNTING BRACKET	51	60	10-33311	SCREW, MOUNTING BRACKET TO IGNITION COIL	17	36
10-29762	SCREW, WIRING HARNESS AND BLALAST CLAMP TO MOUNTING BRACKET	51	60	10-33315	SCREW, FIELD COIL LEAD TO SOLENOID SWITCH	11	62
				10-33322	BOLT, THRU-SLIP RING END FRAME TO DRIVE END FRAME	15	57
				10-33323	SCREW, BALL BEARING RETAINER PLATE TO DRIVE END FRAME	13	9

PARTS INDEX

Part Number	Description	Pg.	Ref. No.	Part Number	Description	Pg.	Ref. No.
10-33615	SCREW, VOLTAGE REGULATOR MOUNT TO TRANSOM	3	8	10-34634	SCREW, RELIEF VALVE BODY TO MANIFOLD(7/8")	35	8
10-33615	SCREW, WOOD -TERMINAL BLOCK TO BOAT	53	70	10-34634	SCREW, THERMOSTAT CONTAINER TO MANIFOLD BODY(7/8") . .	35	18
10-33615	SCREW, WOOD- WIRING HARNES CLAMP TO BOAT	53	64	10-35156	SCREW, EXHAUST ELBOW TO THERMOSTAT CONTAINER(1 1/4")	35	22
10-33617	SCREW, MAIN WELL SUPPORT TO AIR HORN .	27	11	10-35169	SCREW, DISTRIBUTOR TO CYLINDER BLOCK	19	46
10-33622	SCREW, AIR HORN TO FLOAT BOWL	27	14	10-35192	SCREW, BRACE TO STARTER MOTOR AND CYLINDER BLOCK (3/4") .	3	22
10-33630	SCREW, THROTTLE BODY TO FLOAT BOWL	29	47	10-35339	SCREW, WATER PUMP TO CYLINDER BLOCK (3/4") .	47	29
10-33632	SCREW, FAST IDLE CAM TO THROTTLE BODDY	29	40	10-35388	SCREW, ELBOW TO MANIFOLD BODY(1")	39	8
10-33648	SCREW, MOUNTING PLATE TO PRIMARY HOUSING .	17	12	10-35388	SCREW, EXHAUST ELBOW TO THERMOSTAT CONTAINER(LOWER) - 1"	35	24
10-33650	SCREW, BREAKER ASSEMBLY TO MOUNTING PLATE	17	15	10-35388	SCREW, RELIEF VALVE BODY TO MANIFOLD BODY(1")	35	8
10-33656	SCREW, WEIGHT HOLD DOWN PLATE TO WEIGHT PLATE	17	10	10-35388	SCREW, THERMOSTAT CONTAINER TO MANIFOLD BODY(1")	35	18
10-33660	SCREW, DISTRIBUTOR CAP TO PRIMARY HOUSING (8-32)	17	22	10-35390	SCREW, COVER AND BAFFLE PLATE TO MANIFOLD BODY(1 3/4") .	31	27
10-33663	SCREW, DISTRIBUTOR CAP TO PRIMARY HOUSING (10-32)	17	23	10-35581	SCREW,INTAKE MANIFOLD COVER TO MANIFOLD BODY(1 5/8")	31	4
10-34123	SCREW, FUSE BLOCK TO MOUNTING BRACKET . . .	51	54	10-35582	SCREW, INTAKE MANIFOLD COVER TO INTAKE MANIFOLD BODY	31	5
10-34382	SCREW, BRUSH HOLDER TO SKIP RING END FRAME	15	54	10-35765	SCREW, BRACE TO STARTER MOTOR AND CYLINDER BLOCK (5/8") .	3	22
10-34468	SCREW, TIMING GEAR TO CAMSHAFT	47	37	10-37892	SCREW,SLIP JOINT TO THROTTLE PLATE	25	74
10-34471	SCREW, WATER PUMP TO CYLINDER BLOCK (1 1/2")	47	28	11-20088	NUT, STARTER SOLENOID SCREW	5	53
10-34473	BOLT, CONNECTING ROD BEARING CAP	45	21	11-20110	NUT, SWIVEL JOINT AND SLIP JOINT TO THROTTLE PLATE SCREW	25	68
10-34499	BOLT, CRANKSHAFT BEARING CAP TO CYLINDER BLOCK	45	13	11-20110	NUT, THROTTLE PLATE TO CARBURETOR SCREW . .	21	26
10-34544	BOLT, STARTER MOTOR MOUNTING (1 15/16") . . .	3	15	11-20190	NUT, INSTRUMENT PANEL TO DASH BOARD SCREW	49	19
10-34545	BOLT, STARTER MOTOR MOUNTING (4 21/32") . . .	3	14	11-20190	NUT, REMOTE CABLE TO THROTTLE LEVER SCREW	23	60
10-34551	SCREW, PULLEY AND HUB TO WATER PUMP	47	32	11-20190	NUT, SLIP JOINT TO THROTTLE PLATE SCREW	25	78
10-34554	BOLT, FUEL PUMP TO CYLINDER BLOCK (5/16")	21	3	11-20190	NUT, SWIVEL JOINT TO THROTTLE LEVER SCREW	23	56
10-34613	SCREW, FLYWHEEL HOUSING TO CYLINDER BLOCK(1 3/4")	41	8				
10-34633	SCREW, COVER AND BAFFLE PLATE TO MANIFOLD BODY(1 1/2") .	31	27				
10-34634	SCREW, ELBOW TO MANIFOLD BODY(7/8") . .	39	8				

PARTS INDEX

Part Number	Description	Pg.	Ref. No.	Part Number	Description	Pg.	Ref. No.
11-20586	NUT, FLAME ARRESTOR MOUNTING STUD (TOP)	21	21	11-26419	NUT, OIL PRESSURE GAUGE TERMINAL (#8)	49	8
11-20586	NUT, REMOTE CONTROL CABLE TO EXHAUST ELBOW STUD	37	29	11-26419	NUT, SOLENOID SWITCH TERMINAL (SMALL)	3	28
11-20586	NUT, THROTTLE LEVER STUD	31	17	11-26419	NUT, WIRING HARNESS CLAMP SCREW	41	16
11-20645	NUT JUMPER WIRE SCREW	51	47	11-26419	NUT, WIRING HARNESS CLIP SCREW	3	34
11-20645	NUT TACHOMETER LIGHT SOCKET TERMINAL (#10)	49	26	11-26419	NUT, WIRING HARNESS LEAD SCREW	3	20
11-20645	NUT, AMMETER GAUGE TERMINAL (#10)	49	34	11-26419	NUT, WIRING HARNESS LEAD SCREW	3	26
11-20645	NUT, OIL PRESSUER GAUGE TERMINAL (#10)	49	6	11-28517	NUT, SOLENOID SWITCH TRMINAL (LARGE)	3	27
11-20645	NUT, OIL PRESSUER GAUGE TERMINAL (#10)	49	6	11-28941	NUT, FLAME ARRESTOR MOUNTING STUD (BOTTOM)	21	18
11-20645	NUT, OIL PRESSURE SENDER TERMINAL (10-32)	5	41	11-29250	NUT, COVER PLATE SCREW	41	5
11-20645	NUT, STARTER SOLENOID TERMINAL (10-32)	5	46	11-30708	NUT, JAM - FRONT MOUNTING BRACKET ADJUSTING STUD (BOTTOM)	43	49
11-20645	NUT, TACHOMETER TERMINAL (#10)	49	22	11-30968	PORT SCREW	9	..NUT,
11-20645	NUT, TERMIANL BLOCK TO BOAT SCREW	53	69	11-32219	NUT, FLYWHEEL HOUSING SCREW	41	10
11-20645	NUT, WATER TEMPERATURE GAUGE TERMINAL (#10)	51	40	11-32882	NUT, FRONT MOUNTING BRACKET ADJUSTING STUD	43	45
11-20645	NUT, WATER TEMPERATURE GAUGE TERMINAL (#10)	51	40	11-33122	NUT, JAM-FLAME ARRESTOR MOUNTING STUD	21	16
11-20645	NUT, WATER TEMPERATURE SENDER TERMINAL (10-32)	5	37	11-33249	NUT, BATTERY TERMINAL STUD (3/8-16)	11	54
11-20645	NUT,RESITOR TERMINAL STUD (10-32)	11	48	11-33252	NUT,SWITCH TERMINAL STUD (8-32)	11	58
11-20890	NUT, WIRING HARNESS CLAMP SCREW	33	32	11-33255	NUT,SWITCH TERMINAL STUD (8-32)	11	--
11-21270	NIT, FUSE BLOCK SCREW	51	56	11-33267	NUT, BATTERY AND MOTOR TERMINAL STUD (3/8-16)	11	52
11-21310	NUT, CHOKE PIPE TO CARBURETOR	21	11	11-33272	NUT, ROTOR TO DRIVE END FRAME	13	15
11-24652	NUT, EXHAUST ELBOW TO THERMOSTAT CONTAINER SCREW	35	23	11-33277	NUT, IGNITION COIL TERMINAL	17	38
11-24883	NUT, MANIFOLD BODY STUD	31	13	11-33627	NUT, CHOKE TUBE TO CHOKE HOUSING	29	42
11-25168	NUT, JAM-THROTTLE PLATE SWIVEL JOINT	23	62	11-33631	NUT, FUEL INLET FILTER - AIR HORN	27	7
11-25168	NUT,JAM-CARBURETOR THROTTLE PLATE LINK ROD	25	70	11-33962	NUT, FLYWHEEL STUD	45	19
11-25269	NUT, ALTERNATOR SCREW	5	63	11-34474	NUT, CONNECTING ROD CAP BOLT	45	22
11-25269	NUT, CARBURETOR MOUNTING STUD	23	50	11-35197	NUT, FIELD AND GROUND BRUSH STUD (LOWER)	15	49
11-26419	,NUT, WATER TEMPERATURE GAUGE TERMINAL (#8)	51	42	11-35197	NUT, FIELD AND GROUND BRUSH STUD (UPPER)	15	53
11-26419	NUT, DIODE JUNCTION TERMINAL	13	28	11-35206	NUT, SEALING-FIELD AND GROUND BRUSH STUD	15	50
11-26419	NUT, GROUND TERMINAL	15	39	12-20028	WASHER, CARBURETOR THROTTLE PLATE LINK ROD	25	72

PARTS INDEX

Part Number	Description	Pg.	Ref. No.	Part Number	Description	Pg.	Ref. No.
12-20128	WASHER, SLIP JOINT TO THROTTLE PLATE SCREW	25	77	12-21631	WASHER, REMOTE CONTROL CABLE STUD	37	27
12-20128	WASHER, SWIVEL JOINT AND SLIP JOINT TO THROTTLE PLATE SCREW	23	64	12-21631	WASHER, THROTTLE LEVER STUD	31	15
12-20128	WASHER, SWIVEL JOINT TO THROTTLE LEVER SCREW	23	55	12-22248	WASHER, BRACKET AND SPACER BLOCK SCREW	41	33
12-20128	WASHER, THROTTLE PLATE TO CARBURETOR SCREW	21	25	12-22887	WASHER, VOLTAGE REGULATOR MOUNT SCREW	3	9
12-20192	WASHER, ALTERNATOR GROUND TERMINAL	7	75	12-22937	WASHER, FLAME ARRESTOR MOUNTING STUD	21	20
12-20192	WASHER, CONDENSER TERMINAL SCREW	13	31	12-24675	WASHER, FRONT MOUNTING BRACKET SCREW	43	37
12-20192	WASHER, GROUNDED TERMINAL	13	37	12-26014	WASHER, THROTTLE PLATE TO CARBURETOR SCREW	21	24
12-20192	WASHER, OIL PRESSURE GAUGE TERMINAL (#8)	49	7	12-26168	WASHER, ALTERNATOR BRACE SCREW	5	60
12-20192	WASHER, WATER TEMPERAURE GAUGE TERMNAL (#8)	51	41	12-26825	WASHER, ALTERNATOR AND STARTER SOLENOID MOUNTING BRACKETS SC	7	71
12-20533	WASHER, LIFTING EYE SCREW	41	20	12-32552	WASHER, FRONT MOUNTING BRACKET ADJUSTING STUD	43	41
12-20533	WASHER, MANIFOLD BODY STUD AND SCREW	31	11	12-32552	WASHER, FRONT MOUNTING BRACKET GMOUNT	41	25
12-20553	WASHER, ALTERNATOR BRACE SCREW	5	58	12-32638	WASHER, RUBBER - FRONT MOUNTING BRACKET ADJUSTING STUD	43	43
12-20553	WASHER, ALTERNATOR MOUNTING BRACKET SCREW	5	67	12-32639	WASHER, RUBBER - FRONT MOUNITNG BRACKET MOUNT	41	24
12-20553	WASHER, IGNITION COIL SCREW	17	40	12-32648	WASHER, STARTER MOTOR BOLT	3	16
12-20553	WASHER, STARTER SOLENOID MOUNTING BRACKET SCREW	7	74	12-33072	WASHER, RUBBER - FRONT MOUNTING BRACKET ADJUSTING STUD	43	40
12-20670	WASHER, BRUSH HOLDER SCREW	15	56	12-33110	WASHER, FIBER-AMMETER GAUGHE TERMINAL	49	32
12-20878	WASHER, AMMETER GAUGE TERMINAL (#10)	49	33	12-33110	WASHER, FIBER-INSTRUMENT PANEL TO DASH BOARD SC	49	17
12-20878	WASHER, INSTRUMNET PANWEL TO DASH BOARD SCREW	49	18	12-33110	WASHER, FIBER-OIL PRESSURE GAUGE TERMINAL	49	3
12-20878	WASHER, OIL PRESSURE GAUGE TERMINAL(#10)	49	5	12-33110	WASHER, FIBER-WATER TEMPERATURE GAUGE TERMINAL	51	37
12-20878	WASHER, TACHOMETER LIGHT SCOKET TERMINAL (#10)	49	25	12-33258	WASHER, LEATHER-COMMUTATOR END FRAME	9	18
12-20878	WASHER, TACHOMETER TERMINAL (#10)	49	21	12-33279	WASHER, PLASTIC-COVER SCREW	11	61
12-20878	WASHER, WATER TEMPERATURE GAUGE TERMINAL (#10)	51	39	12-33279	WASHER, PLASTIC-SWITCH TERMINAL STUD (#8)	11	57
12-20959	WASHER, SMALL - FRONT MOUNTING BRACKET ADJUSTING STUD	43	44				
12-21040	WASHER, FRONT MOUNTING BRACKET SCREW	43	37				

PARTS INDEX

Part Number	Description	Pg.	Ref. No.	Part Number	Description	Pg.	Ref. No.
12-33328	WASHER, INSULATING-CONDENSER TERMINAL SCREW	13	33	13-33065	LOCKWASHER, FRONT MOUNTING BRACKET ADJUSTING STUD	43	48
12-34567	WASHER, FLYWHEEL STUD	45	18	13-3309	WASHER, WAVE-ROTOR NUT	13	14
12-35199	WASHER, GROUND BRUSH STUD	15	51	13-33251	LOCKWASHER, FIELD COIL LEAD SCREW	11	63
12-36103	WASHER, FRONT MOUNTING BRACKET ADJUSTING STUD	43	41	13-33253	LOCKWASHER, RESISTOR TERMINAL STUD (#10)	11	47
12-36104	WASHER, RUBBER - FRONT MOUNTING BRACKET ADJUSTING STUD	43	40	13-33254	LOCKWASHER, BATTERY TERMINAL STUD (3/8)	11	53
12-36275	WASHER, ROTOR	17	19	13-33268	LOCKWASHER, SWITCH TERMINAL STUD (#8)	11	59
13-20202	LOCKWASHER, STARTER SOLENOID TERMINAL (5/16")	5	43	13-33276	LOCKWASHER, SWITCH TERMINAL STUD (#8)	11	--
13-26992	LOCKWASHER, COVER AND BAFFLE PLATE SCREW	31	28	13-34383	LOCKWASHER, CONDENSER TERMINAL SCREW	13	30
13-26992	LOCKWASHER, ELBOW TO MANIFOLD BODY SCREW	39	9	13-34383	LOCKWASHER, DIODE JUNCTION TERMINAL	13	27
13-26992	LOCKWASHER, INTAKE MANIFOLD COVER SCREW	31	6	13-34553	LOCKWASHER, PULLEY AND HUB SCREW	47	33
13-26992	LOCKWASHER, RELIF VALVE BODY SCREW	35	9	13-35198	LOCKWASHER, FIELD AND GROUND BRUSH STUD (LOWER)	15	48
13-26992	LOCKWASHER, STARTER SOLENOID SCREW	5	52	13-35207	WASHER, WAVE-FIELD AND GROUND BRUSH STUD (LOWER)	15	47
13-26992	LOCKWASHER, THERMOSTAT CONTAINER SCREW	35	19	13-35208	WASHER, WAVE-FIELD AND GROUND BRUSH STUD (UPPER)	15	52
13-26993	LOCKWASHER, ALTERNATOR AND STARTER SOLENOID MOUNTING BRACKET	7	70	13-37459	LOCKWASHER, ALTERNATOR BRACE SCREW	5	57
13-26994	LOCKWASHER, FUSE BLOCK SCREW	51	55	13-37459	LOCKWASHER, ALTERNATOR MOUNTING BRACKET SCREW	5	66
13-26995	LOCKWASHER, GROUND TERMINAL	13	38	13-37459	LOCKWASHER, FLYWHEEL HOUSING SCREW	41	9
13-26995	LOCKWASHER, WIRING HARNESS LEAD SCREW	3	25	13-37459	LOCKWASHER, FRONT MOUNTING BRACKET SCREW	43	36
13-26995	LOCKWASHER, WIRING HARNESS CLAMP SCREW	41	14	13-37459	LOCKWASHER, MANIFOLD BODY STUD AND SCREW	31	12
13-26995	LOCKWASHER, WIRING HARNESS CLIP SCREW	3	32	13-37459	LOCKWASHER, STARTER SOLENOID MOUNTING BRACKET SCREW	7	73
13-26995	LOCKWASHER, WIRING HARNESS LEAD SCREW	3	19	15-34533	SHIM UNIT, BEARING CAP-FRONT AND INTERMEDIATE	45	12.CAP
13-26995	LOCKWASHER, BRUSH HOLDER SCREW	15	55	15-34534	SHIM UNIT, BEARING CAP - REAR	45	12.CAP
13-26996	LOCKWASHER, OIL PRESSURE SENDER TERMINAL (#10)	5	40	16-20550	STUD, CARBURETOR MOUNTING-INTAKE MANIFOLD COVER	23	49
13-26996	LOCKWASHER, STARTER SOLENOID TERMINAL (#10)	5	45	16-20550	STUD, MANIFOLD BODY TO CYLINDER BLOCK	31	9
13-26996	LOCKWASHER, SUPPORT SCREW	9	30	16-32579	STUD, ADJUSTING - FRONT MOUNTING BRACKET	43	38
13-26996	LOCKWASHER, WATER TEMPERATURE SENDER TERMINAL (#10)	5	36				

PARTS INDEX

Part Number	Description	Pg.	Ref. No.	Part Number	Description	Pg.	Ref. No.
16-32808	STUD, FLYUWHEEL TO ENGINE COUPLING	45	16	22-23125	ELBOW, FUEL FILTER TO FUEL LINE	23	43
16-33102	STUD, FLAME ARRESTOR MOUNTING-CARBURETOR	21	17	22-30175	SLEEVE, FUEL LINE NUT TO TEE	21	9
16-33262	STUD, SWITCH TERMINAL (8-32)	11	55	22-30175	SLEEVE, FUEL LINE TO TEE NUT	23	39
16-33288	STUD, BATTERY TERMINAL (3/8-16)	11	50	22-30177	NUT, FUEL LINE TO TEE . . .	21	8
16-33294	STUD, MOTOR TERMINAL (3/8-16)	11	49	22-30177	NUT, FUEL LINE TO TEE . . .	23	38
16-33304	STUD, RESISTOR TERMINAL (10-32)	11	45	22-32715	ELBOW, DRAIN HOSE - EXHAUST ELBOW	35	13
16-33526	STUD, THROTTLE LEVER TO MANIFOLD BODY	31	14	22-32715	ELBOW, WATER INLET HOSE - MANIFOLD BODY	31	18
16-34612	STUD, MANIFOLD BODY TO CYLINDER BLOCK	31	9	22-32802	PLUG, PIPE - EXHAUST MANIFOLD COVER	31	29
16-35202	STUD, FIELD AND GROUND BRUSH-HOLDER	15	45	22-32802	PLUG, PIPE - INTKE MANIFOLD COVER	31	3
16-36100	STUD, ADJUSTING - FRONT MOUNTING BRACKET	43	38	22-32802	PLUG, PIPE - RELIERF VALVE BODY	35	6
17-33037	PIN, HINGE - FLOAT TO AIR HORN	27	24	22-32803	PLUG, PIPE - EXHAUST ELBOW	35	15
17-33049	PIN, CHOKE PISTON TO CHOKE PISTON LEVER	29	54	22-32804	PLUG, PIPE - EXHAUST BLOCK ELBOW	39	26
17-33256	PIN,PLUNGER TO SHIFT LEVER	9	38	22-32876	NIPPLE, FUEL FILTER TO CARBURETOR	21	30
17-33257	PIN, DOWEL-FIELD FRAME TO DRIVE END HOUSING	9	33	22-32974	ADAPTOR, OIL PRESSURE SENDER TO CYLINDER BLOCK	5	38
17-33280	PIN, GROUND AND INSULATED HOLDER TO SUPPORT	9	27	22-33060	NIPPLE, BLEED HOSE TO CYLINDER BLOCK ELBOW	39	13
17-33649	PIN, DRIVE GEAR TO MAIN SHAFT	17	5	22-33060	NIPPLE, BLEED HOSE TO THERMOSTAT CONTAINER	37	25
18-26953	COTTER PIN, CARBURETOR THROTTLE PLATE LINK ROD	25	71	22-33740	TEE, FUEL FILTER TO FUEL LINES	23	36
19-32862	BUTTON,PLUG- INSTRUMENT PANEL(SMALL)	49	14	22-36382	PLUG, WATER DRAIN- CYLINDER BLOCK	45	5
19-32863	BUTTON, PLUG -INSTRUMENT PANEL (LARGE)	49	13	23-21309	SLEEVE, CHOKE PIPE TO CARBURETOR	21	12
19-33041	WELCH PULG, CHOKE HOUSING	29	50	23-28626	SPACER, VOLTAGE REGULATOR MOUNT	3	10
19-34270	PLUG, EXPANSION- CYLINDER BLOCK (1 5/8"DIA.)	45	2	23-31866	SPACER, REMOTE CONTROL CONTAINER CABLE STUD	37	28
19-34271	PLUG, EEXPANSION- CYLINDER BLOCK(2"DIA.)	45	2	23-32727	SPACER, ALTERNATOR SCREW	5	62
19-34487	PLUG, PIPE-CYLINDER BLOCK(3/8")	45	4	23-32756	SPACER, FRONT MOUNTING BRACKET ADJUSTING STUD	43	39
19-34488	PLUG, EXPANSION- CAMSHAFT BEARING HOLE	45	3	23-32769	BUSHING, THROTTLE LEVER STUD	31	16
22-20445	NIPPLE, BLEED HOSE TO DISTRIBUTION BLOCK	39	13	23-32818	BUSHING, REMOTE CONTROL CABLE TO THROTTLE LEVER SCREW	23	58
22-20445	NIPPLE, BLEED HOSE TO RELIEF VALVE BODY	35	25	23-32914	SLEEVE INSTRUMENT PANEL JUMPER WIRE	51	48
				23-33064	SLEEVE, FRONT MOUNTING BRACKET ADJUSTING STUD	43	47

PARTS INDEX

Part Number	Description	Pg.	Ref. No.	Part Number	Description	Pg.	Ref. No.
23-33109	BUSHING, SWIVEL JOINT AND SLIP JOINT TO THROTTLE PLATE SCREW	23	65	24-33265	SPRING, CONTACT AND PUSH ROD TENSION	11	43
23-33109	BUSHING, SWIVEL JOINT TO THROTTLE LEVER SCREW	23	54	24-33285	SPRING, FIELD FRAME BRUSH	9	32
23-33278	BUSHING, DRIVE END HOUSING	9	2	24-33298	SPRING, PLUNGER RETURN-SOLENOID SWITCH	9	39
23-33369	BUSHING, GEAR END-CLUTCH DRIVE	9	7	24-33368	SPRING, CLUTCH DRIVE	9	8
23-34454	BEARING SET (4PAIR), CONNECTING ROD (STANDARD)	45	23	24-33453	SPRING, THROTTLE RETURN-CARBURETOR (2 3/4")	21	27
23-34457	BEARING SET (4 PAIR), CAMSHAFT	45	9	24-33453	SPRING, THROTTLE RETURN-CARBURETOR (2 3/4")	21	27
23-34463	BEARING SET (5 PAIR), CRANKSHAFT MAIN (STANDARD)	45	10	24-33618	SPRING, POWER PISTON	27	22
23-34469	BEARING, CAMSHAFT THURST	47	35	24-33618	SPRING, POWER PISTON	27	22
23-34475	BEARING (PAIR), CONNECTING ROD (.001 U.S.)	45	23	24-33621	SPRING, IDLE ADJUSTING NEEDLE	27	34
23-34476	BEARING (PAIR), CONNECTING ROD (.002 U.S.)	45	23	24-33624	SPRING, FUEL INLET FILTER NUT - AIR HORN	27	3
23-34477	BEARING (PAIR), CONNECTING ROD (.010 U.S.)	45	23	24-33769	SPRING, BREAKER CAM ADVANCE WEIGHT	17	8
23-34478	BEARING (PAIR), CONNECTING ROD (.020 U.S.)	47	23	24-35087A1	SPRING ASSEMBLY, RELIEF VALVE BODY CAP	35	4
23-34494	BEARING SET(5PAIR), CRANKSHAFT MAIN (.001 U.S.)	45	10	24-35874	SPRING, THROTTLE RETURN-CARBURETOR (4 3/4")	21	27
23-34495	BEARING SET (5 PAIR), CRANKSHAFT MAIN (.002 U.S.)	45	10	25-33302	GROMMET, FIELD COIL-FIELD FRAME	9	16
23-34496	BEARING SET (5 PAIR), CRANKSHAFT MAIN (.010 U.S.)	45	10	25-33312	SLINGER, GREASE-DRIVE END FRAME	13	5
23-34497	BEARING SET (5 PAIR), CRANKSHAFT MAIN (.020 U.S.)	45	10	25-33666	GROMMET, MOUNTING PLATE-PRIMARY WIRE	17	16
23-34547	SPACER, STARTER MOTOR	3	13	26-33339	SEAL, SLIP RING END FRAME ROLLER BEARING-INNER	13	20
23-35168	BEARING, DISTRIBUTOR PILOT SHAFT	45	6	26-33348	SEAL, SLIP RING END FRAME ROLLER BEARING-OUTER	13	18
23-35903	SPACER, FLYWEEL HOUSING MOUNT	41	2	26-34217	SEAL, VALVE STEM	55	11
23-35903	SPACER, FRONT MOUNTING BRACKET MOUNT	41	26	26-34462	OIL SEAL UNIT, CRANKSHAFT REAR BEARING	45	14
23-36101	SPACER, FRONT MOUNTING BRACKET ADJUSTING STUD	43	39	27-32019	GASKET, RELIEF VALVE BODY CAP	35	3
24-20099	SPRING, CARBURETOR THROTTLE PLATE LINK ROD	25	73	27-32811	GASKET, RELIEF VALVE BODY	35	7
				27-32811	GASKET, RELIEF VALVE BODY TO MANIFOLD BODY	55	7
				27-32812	GASKET, THERMOSTAT CONTAINER	35	17
				27-32812	GASKET, THERMOSTAT CONTAINER TO MANIFOLD BODY	55	5
				27-32813	GASKET, EXHAUST ELBOW	35	21
				27-32813	GASKET, EXHAUST ELBOW TO THERMOSTAT CONTAINER	55	9

PARTS INDEX

Part Number	Description	Pg.	Ref. No.	Part Number	Description	Pg.	Ref. No.
27-33088	GASKET, BAFFLE PLATE TO MANIFOLD BODY	55	3	27-34216	GASKET, CRANKCASE FRONT COVER TO CYLINDER BLOCK	55	21
27-33088	GASKET, BAFFLE PLATE TO MANIFOLD BODY	31	23	27-34274	GASKET, CYLINDER HEAD TO CYLINDER BLOCK	55	13
27-33089	GASKET, EXHAUST MANIFOLD COVER TO BAFFLE PLATE	31	25	27-34486	GASKET, DISTRIBUTOR	17	24
27-33089	GASKET, EXHAUST MANIFOLD COVER TO BAFFLE PLATE	31	25	27-34486	GASKET, DISTRIBUTOR TO CYLINDER BLOCK	55	18
27-33121	GASKET, MANIFOLD BODY TO CYLINDER BLOCK	31	8	27-34606	GASKET SET, CYLINDER HEAD	55	9
27-33121	GASKET, MANIFOLD BODY TO CYLINDER BLOCK	55	1	27-34607	GASKET SET, EXHAUST MANIFOLD	55	-
27-33121	GASKET, MANIFOLD BODY TO CYLINDER BLOCK	55	15	27-35144	GASKET, RELIEF VALVE BODY	35	7
27-33273	GASKET, BALL BEARING RETAINER PLATE	13	7	27-35144	GASKET, RELIEF VALVE BODY TO MANIFOLD BODY	55	7
27-33347	GASKET, BRUSH HOLDER	15	43	27-35146	GASKET, THERMOSTAT CONTAINER TO MANIFOLD BODY	55	5
27-33460	GASKET, CARBURETOR FLANGE(INCLUDED WITH)	29	48	27-35146	GASKET, THERMOSTAT CONTAINER	35	17
27-33460	GASKET, CARBURETOR TO INTAKE MANIFOLD COVER	21	29	27-35147	GASKET, EXHAUST ELBOW	35	21
27-33460	GASKET, CARBURETOR TO INTAKE MANIFOLD COVER	55	8	27-35147	GASKET, EXHAUST ELBOW TO THERMOSTAT CONTAINER	55	9
27-33680	GASKET, CYLINDER BLOCK ELBOW	39	21	27-35150	GASKET, MANIFOLD BODY ELBOW	39	7
27-33680	GASKET, WATER OUTLET HOUSING TO CYLINDER HEAD	55	10	27-35150	GASKET, WATER OUTLET ELBOW TO MANIFOLD BODY	55	6
27-33745	GASKET, FUEL FILTER BOWL	23	35	27-35152	GASKET, BAFFLE PLATE TO ,MANIFOLD BODY	31	23
27-33746	GASKET, FUEL FILETER ELEMENT	23	34	27-35152	GASKET, BAFFLE PLATE TO MANIFOLD BODY	55	3
27-33918	GASKET, WATER OUTLET HOUSING TO DISTRIBUTION BLOCK	55	12	27-35154	GASKET, ECHAUST MANIFOLD COVER TO BAFFLE PLATE	31	25
27-33956	GASKET, WATER PUMP	47	27	27-35154	GASKET, EXHAUST MANIFOLD COVER TO BLAFFLE PLATE	55	2
27-33956	GASKET, WATER PUMP TO CYLINDER BLOCK	55	20	27-35441A1	GASKET SET, EXHAUST MANIFOLD	55	-
27-34042	GASKET, ROCKER VALVE COVER TO CYLINDER HEAD	55	14	28-34466	KEY, PULLEY AND GEAR LOCATING	47	40
27-34067	GASKET, INTAKE MANIFOLD COVER	31	2	30-20802	BEARING, BALL-DRIVE END FRAME	13	6
27-34067	GASKET, INTAKE MANIFOLD COVER TO MANIFOLD BODY	55	4	31-33355	BEARING, ROLLER-SLIP RING END FRAME	13	19
27-34207	GASKET SET, OIL PAN TO CYLINDER BLOCK	55	17	32-30466	FUEL LINE, FUEL TANK TO FUEL PUMP	21	4
27-34209	GASKET, CRANKCASE AND PUSH ROD COVER TO CYLINDER BLOCK	55	16	32-32749	HOSE, DISTRIBUTION BLOCK TO WATER OUTLET ELBOW	39	4
27-34213	GADKET, FUEL PUMP MOUNTING	21	2	32-32751	HOSE, DISTRIBUTION BLOCK TO WATER PUMP	39	15
27-34213	GASKET, FUEL PUMP TO CYLINDER BLOCK	55	19	32-32752	HOSE, DISTRIBUTION BLOCK TO RELIEF VAVLE BODY	39	10

PARTS INDEX

Part Number	Description	Pg.	Ref. No.	Part Number	Description	Pg.	Ref. No.
32-32846	HOSE, VENT-REAR CARBURETOR TO VENT ELBOW (6 7/8")	23	46	53-33354	RING, RETAINING-SHIFT LEVER TO DRIVE END HOUSING SHAFT	9	36
32-33097A1	PIPE ASSEMBLY, CHOKE . .	21	10	54-20386	CLAMP, BLEED HOSE FASTENING	39	14
32-33098	FUEL LINE, FUEL FILTER TO FUEL (14 1/2")	23	37	54-20387	CLAMP, BLEED HOSE FASTENING	39	14
32-33099	FUEL LINE, FUEL PUMP TO FUEL FILTER	21	5	54-22627	CLIP, FUEL FILTER TO FUEL LINE TO CARBURETOR . .	23	40
32-33116	HOSE, DRAIN - RELIEF VALVE BODY SCREW - THROTTLE RETURN SPRI	35	11	54-22627	CLIP, FUEL LINE TO COIL BRACKET	21	6
32-33117	HOSE,, WATER INLET - MANIFOLD BODY ELBOW TO DRIVE UNIT	31	19	54-22627	CLIP, WIRING HARNESS TO BOAT	3	2
32-33458	HOSE, VENT-FRONT CARBURETOR TO VENT ELBOW (12 5/8")	23	47	54-22740	CLAMO, BALLAST TO MOUNTING BRACKET . . .	51	58
32-33484	HOSE, MANIFOLD BODY ELBOW TO WATER PUMP	39	24	54-22740	CLIP, WIRING HARNESS TO EXHAUST MANIFOLD COVER	33	33
32-33485	HOSE, CYLINDER BLOCK ELBOW TO RELIEF VALVE BODY	39	22	54-22875	CLAMP, WIRING HARNESS TO BOAT	51	63
32-33633	CHOKE TUBE ASSEMBLY, THROTTLE BODY	29	41	54-22875	CLAMP, WIRING HARNESS TO FLYWHEEL HOUSING	41	12
32-34395	HOSE, BLEED - CYLINDER BLOCK ELBOW TO THERMOASTAT CONTAINER(.	39	12	54-22875	CLAMP, WIRING HARNESS TO MOUNTING BRACKET	51	59
32-34535	NOZZLE, OIL- TIMING GERAR	47	34	54-22875	CLIP, WIRING HARNESS TO BOAT	3	2
32-36119	HOSE, VENT-REAR CARBURETOR TO VENT ELBOW (10)	23	46	54-22875	CLIP, WIRING HARNESS TO STARTER MOTOR	3	30
33-37405	SPARK PLUG (AC-44N)	17	30	54-23567	CLAMP, WIRING HARNESS TO BOAT	53	63
35-33602	SCREEN, FLAME ARRESTOR-BRUSH HOLDER	15	42	54-23567	CLAMP, WIRING HARNESS TO MOUNTING BRACKET	51	59
35-33744	ELEMENT, FUEL FILTER . . .	23	33	54-23568	CLIP, WIRING HARNESS TO COIL BRACKET	17	41
35-35382A1	FUEL FILETER ASSEMBLY, CARBURETOR	21	31	54-24836	CLIP, WIRING HARNESS TO EXHAUST MANIFOLD COVER	33	33
37-32851	DECAL, INSTRUMENT PANEL	49	15	54-24871	CLAMP, WIRING HARNESS TO FLYWHEEL HOUSING	41	12
38-31042	SERIAL PLATE	41	21	54-26550	CLIP, WIRING HARNESS TO STARTER MOTOR	3	30
39-34461	RING, PISTON -6 SETS (.020 O.S.)	45	8	54-28938	CLAMP, WIRING HARNESS TO CYLINDER BLOCKS . .	31	30
39-34560	RING, PISTON -6 SETS (STANDARD)	45	8	54-32779	CLAMP, DRAIN HOSE TO RELIEF VALVE BODY AND EXHAUST ELBOW	35	12
43-33664	GEAR,DRIVE-MAIN SHAFT . .	17	3	54-32779	CLAMP, WATER HOSE TO MANIFOLD ELBOW AND DRIVE UNIT	31	20
43-34459	GEAR, TIMING -CAMSHAFT (ALUMINUM)	47	36	54-32780	CLAMP, HOSE TO DISTRIBUTION BLOCK OR ELBOW TO RELIERF VALVE	39	11
43-34465	GEAR, CRANKSHAFT	47	41	54-32781	CLAMP, HOSE TO DISTRIBUTION BLOCK AND WATER OUTLET ELBOW	39	5
44-20083	NUT, STARTER SOLENOID TERMINAL (5/16")	5	44	54-32781	CLAMP, HOSE TO DISTRIBUTION BLOCK AND WATER PUMP	39	16
50-32703	STARTER MOTOR ASSEMBLY C14 FOR BREAKDOWN	3	12				
50-32703	STARTER MOTOR ASSEMBLY, COMPLETE . .	9	-				
53-33290	RING, RETAINING-PINION STOP COLLAR	9	4				

PARTS INDEX

Part Number	Description	Pg.	Ref. No.	Part Number	Description	Pg.	Ref. No.
54-32781	CLAMP, HOSE TO MANIFOLD BODY ELBOW ANDS WATER PUMP	39	25	1397-2059	CHOKE PISTON, CHOKE HOUSING	29	53
54-32807	EYE, LIFTING - CYLINDER BLOCK	41	18	1397-2061	IDLE STOP SCREW, THROTTLE BODY	29	44
54-32807	EYE, LIFTING - FLYWHEEL HOUSING SCREW	41	6	1397-2101	OFF ENGINE KIT	29	--
54-32880	CLAMP, WATER PUMP COVER TO WATER PUMP	39	18	1397-2102	GASKET KIT	29	--
54-33036	RETAINER, STAT COVER AND COIL TO CHOKE HOUSING SCREW	29	59	1397-2110	PLATE, BAFFLE - CHOKE HOUSING	29	56
54-33271	CLAMP, LOCK-IGNITION COIL TERMINAL	17	37	1397-2141	PLUG, IDLE PASSAGE - OUTER (AIR HORN)	27	19
54-33307	CLIP, SWITCH TERMINAL STUD	11	56	1397-2142	IDLE ADJUSTING NEEDLE, THROTTLE BODY(INCLUDED WITH O)	27	35
54-33329	CLIP, TERMINAL -STATOR LEADS	13	3	1397-2143	PLUG, IDLE PASSAGE - INNER (AIRE HORN)	27	20
54-33361	CLAMP, HIGH TENSION LEADS	19	47	1397-2144	FLOAT ASSEMBLY	27	23
54-33461	CLAMP, DRAIN HOSE TO MANIFOLD BODY	31	21	1397-2146	CAM, FAST IDLE - THROTTLE BODY	29	39
54-34550	CLIP, FUEL FEED PIPE	47	42	1397-2148	PISTON, POWER - AIR HORN	27	21
54-34764	EYE, LIFTING - CYLINDER BLOCK	41	18	1397-2149	VALVE, CHOKE - CHOKE SHAFT	27	17
54-34764	EYE, LIFTING - FLYWHEEL HOUSING SCREW	41	6	1397-2150	FILTER,FUEL INLET - AIR HORN	27	4
54-35830	CLAMP, VENT HOSE ATTACHING	23	48	1397-2151	OVERHAUL KIT	29	--
220-2282	FLYWHEEL, CRANKSHAFT . . .	45	15	1397-2152	CHOKE HOPUSING ASSEMBLY	29	49
278-32814	GASKET, WATER OUTLET ELBOW TO MANIFOLD BODY	55	6	1397-2153	LEVER, CHOKE - CHOKE SHAFT	27	15
393-1275	SLEEVE, TERMINAL END COVER	17	--	1397-2154	LINK, PUMP TO THROTTLE BODY	29	45
425-2293	CRANKSHAFT	47	39	1397-2155	ROD, CHOKE	29	37
430-2288	CAMSHAFT	47	24	1397-2157	CHOKE SHAFT ASSEMBLY . .	27	16
613-2277	CONNECTING ROD AND CAP ASSEMBLY	45	20	1397-2159	MAIN WELL SUPPORT ASSEMBLY	27	10
734-2273	PISTON AND PISTON PIN ASSEMBLY (.020 O.S.) . . .	45	7	1397-2160	CAM, FAST IDLE - THROTTLE BODY	29	39
734-2289	PISTON AND PISTON PIN ASSEMBLY (STANDARD)	45	7	1397-2162	AIR HORN ASSEMBLY	27	1
734-2290	PISTON AND PISTON PIN ASSEMBLY (.001 O.S.) . . .	45	7	1397-2163	STAT COVER AND COIL ASSEMBLY	29	58
734-2417	PISTON AND PISTON PIN ASSEMBLY (.002 O.S.) . . .	45	7	1397-2164	FLOAT BOWL ASSEMBLY . .	27	26
840-2285	CYLINDER BLOCK ASSEMBLY	45	1	1397-2165	THROTTLE BODY ASSEMBLY	27	33
1338-2161	CARBURETOR ASSEMBLY, COMPLETE(BC)	27	-	1397-2167	,LEVER ASSEMBLY, CHOKE PISTON	29	52
1338-2161	CARBURETOR ASSEMBLY, FRONT (BC) D8 FOR BREAKDOWN	21	15	1397-2168	AIR HORN ASSEMBLY	27	1
1338-2166	CARBURETOR ASSEMBLY, COMPLETE(BC)	27	-	1397-2169	THROTTLE BDY ASSEMBLY	27	33
1338-2166	CARBURETOR ASSEMBLY, REAR (B) D8 FOR BREAKDOWN	23	44	1397-2192	MAIN WELL SUPPORT ASSEMBLY	27	10
1397-2050	PLUG, AIR HORN	27	2	1397-2215	ALTITUDE KIT(5000FT) . . .	29	--
				1397-2216	ALTITUDE KIT	29	--
				1397-2216	ALTITUDE KIUT	29	--
				1397-2219	ALTITUDE KIT(5000FT) . . .	29	--
				1397-2220	ALTITUDE KIT	29	--
				1397-2446	JET, MAIN WELL SUPPORT(STANDARD)	27	12
				1397-2447	JET, MAIN WELL SUPPORT(STANDARD)	27	12