



# PARTS CATALOG

## MERC 4.5

### SERIAL NUMBER

45, 4.5 (1 CYL.)	.....	USA 4107220 THRU 5595531
45, 4.5 (1 CYL.)	.....	CAN 7045758 THRU 7147237
45, 4.5 (1 CYL.)	.....	8026540 THRU 8068064
45, 4.5 (1 CYL.)	.....	BEL 9072179 THRU 9258280

# TABLE OF CONTENTS:

BOTTOM COWL ASSEMBLY . . . . .	32
CARBURETOR ASSEMBLY . . . . .	10
CARBURETOR CHOKE LINKAGE . . . . .	14
CLAMP BRACKET ASSEMBLY . . . . .	54
CRANKSHAFT, PISTON AND CONNECTING ROD ASSEMBLY . . . . .	28
CYLINDER BLOCK AND CRANKCASE ASSEMBLY . . . . .	22
DRIVE SHAFT HOUSING ASSEMBLY . . . . .	34
FLYWHEEL AND IGNITION COIL . . . . .	6
FUEL PUMP AND FUEL LINE ASSEMBLY (SERIAL GROUP #14) . . . . .	16
FUEL PUMP AND FUEL LINE ASSEMBLY (SERIAL GROUP #15) . . . . .	58
GEAR HOUSING ASSEMBLY, COMPLETE (PAGE 1) . . . . .	42
GEAR HOUSING ASSEMBLY, COMPLETE (PAGE 2) . . . . .	48
MISCELLANEOUS PARTS/ACCESSORIES . . . . .	1
PARTS INDEX . . . . .	62
SERIAL GROUP CHART . . . . .	60
SHIFT CONTROL LINKAGE . . . . .	18
STATOR AND IGNITION COMPONENTS . . . . .	8
STEERING HANDLE ASSEMBLY . . . . .	30
SWIVEL BRACKET ASSEMBLY . . . . .	38
THROTTLE CONTROL LINKAGE . . . . .	20
TOP COWL AND STARTER ASSEMBLY . . . . .	2

**NOTE:** Indented description indicate that these parts are included in preceeding assembly.

**AR** = As Required                      **NSS** = Not Sold Separate  
**OPT** = Optional                        **NS** = Not Shown

**NOTE:** Following symbols are located in **SYM** column.

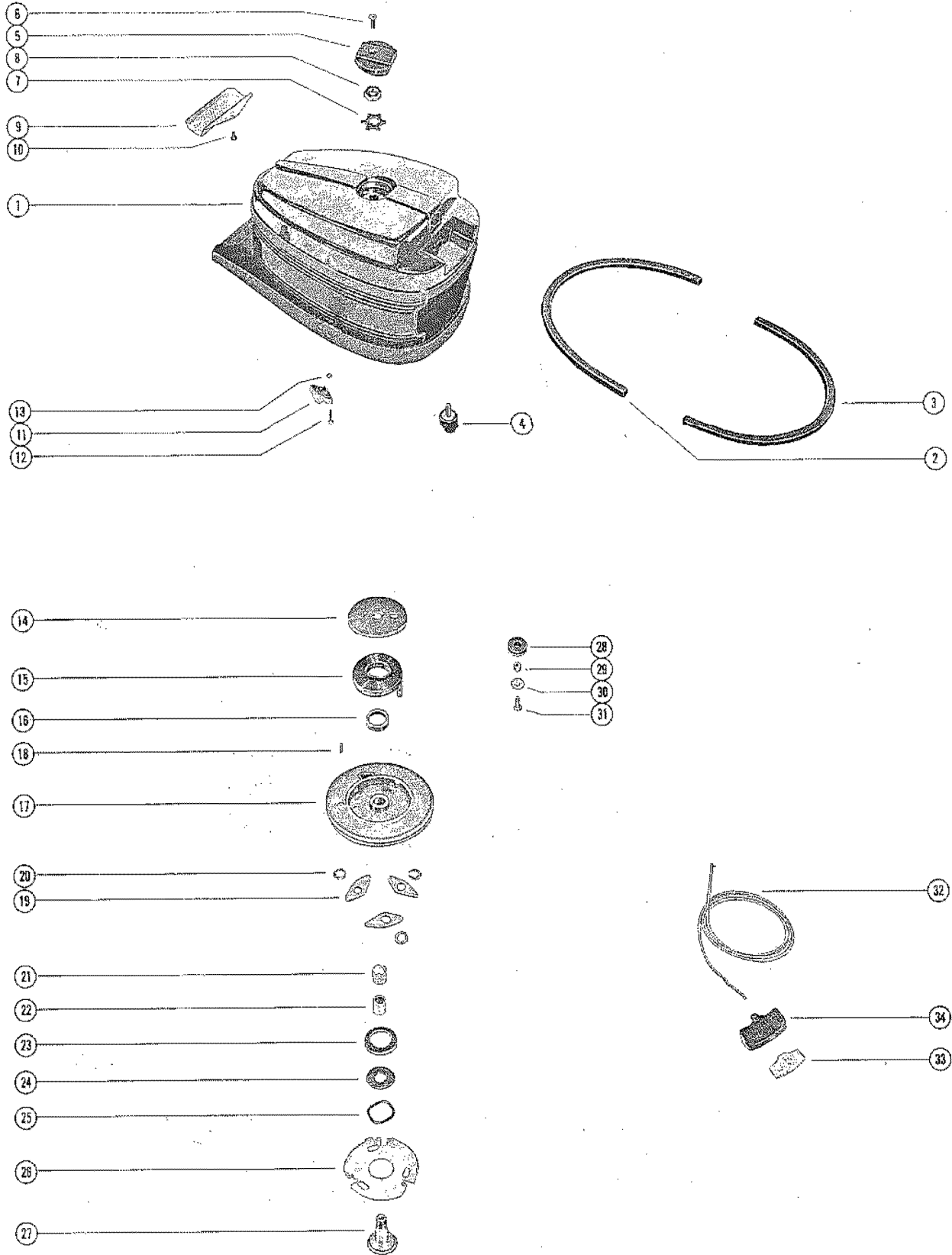
- = CONTENTS OF A-[27-46232A73] GASKET SET                      ◇ = COMPONENT OF GASKET AND PACKING SET.
- = COMPONENT OF REPAIR PARTS KIT.
- ▣ = CONTENTS OF A-[27-78139A79] GASKET SET

**THESE PARTS BOOKS/FICHE CARD ARE COPYRIGHTED AND MAY NOT BE DISTRIBUTED OR REPRODUCED IN ANY OTHER FORMAT BY ANYONE OTHER THAN MERCURY MARINE WITHOUT THE PRIOR WRITTEN CONSENT OF MERCURY MARINE.**

# MISCELLANEOUS PARTS/ACCESSORIES

REF. NO.	PART NO.	SYM.	QTY.	DESCRIPTION
-	90-69972		0	MERC 4.5 PARTS LIST
-	27-46232A73		0	GASKET SET-SERIAL GROUP #20
-	27-78139A79		0	GASKET SET- SERIAL GROUP #19
-	37-70645A75		0	DECAL SET - SERIAL GROUP #3
-	37-73919A76		0	DECAL SET - SERIAL GROUP #7
-	37-76900A77		0	DECAL SET - SERIAL GROUP #12
-	37-78615A78		0	DECAL SET - SERIAL GROUP #16
-	37-86414A79		0	DECAL SET - SERIAL GROUP #15

# TOP COWL AND STARTER ASSEMBLY

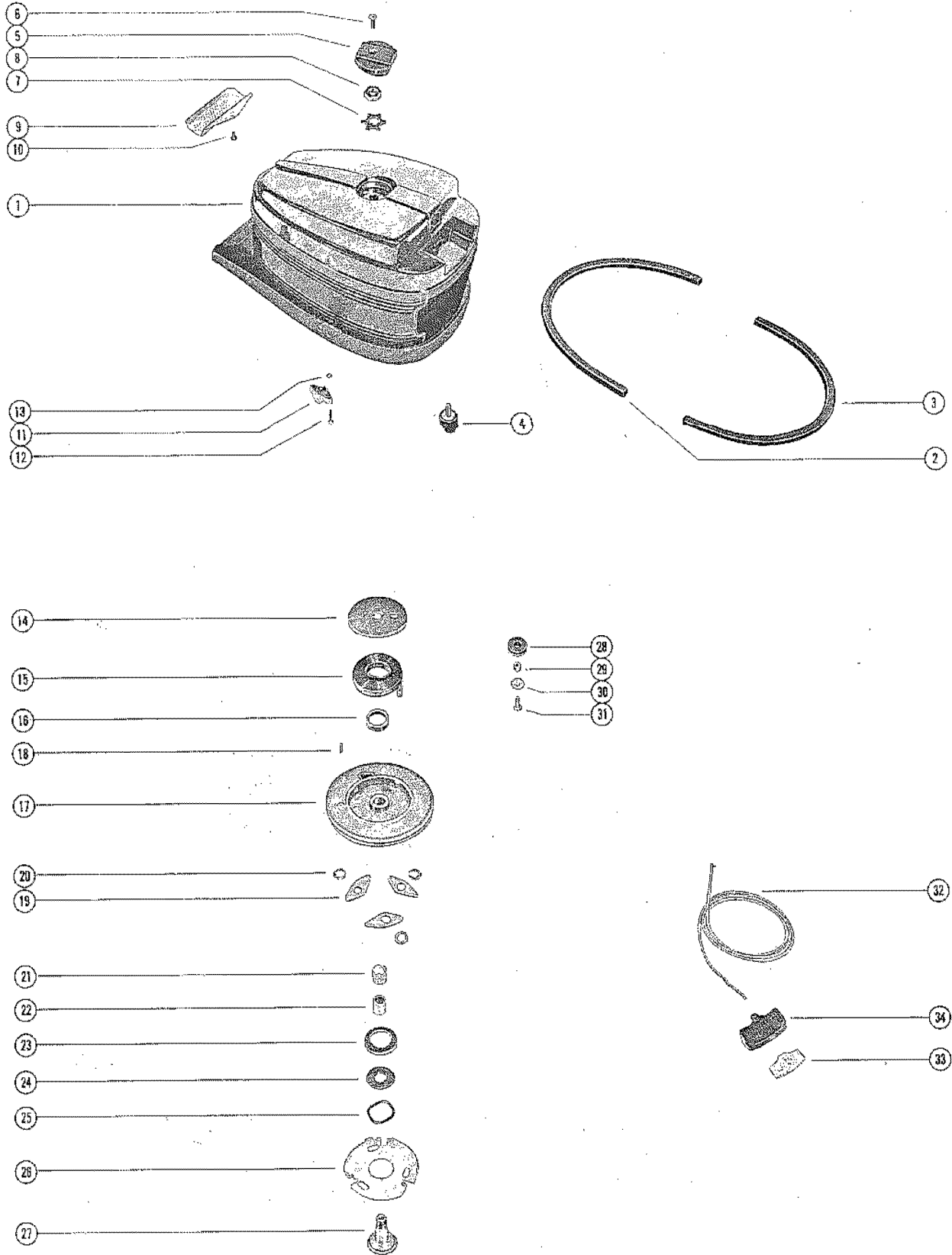


# TOP COWL AND STARTER ASSEMBLY

REF. NO.	PART NO.	SYM.	QTY.	DESCRIPTION
1	191-5231A4		1	TOP COWL ASSEMBLY UNITED STATES 4597261 AND BELOW AUSTRALIA 8044349 AND BELOW BELGIUM 9139799 AND BELOW CANADA 7091997 AND BELOW
	191-6189A2		1	TOP COWL ASSEMBLY UNITED STATES 4597262 AND UP AUSTRALIA 8044350 AND UP BELGIUM 9139800 AND UP CANADA 7091998 AND UP
2	39538		1	STRIP, SOUND SEAL - REAR
3	39537		1	STRIP, SOUND SEAL - FORWARD
4	66018		2	MOUNT, RUBBER - TOP COWL
5	63170		1	COVER, TRIM - TOP COWL
6	10-64652		1	SCREW, TRIM COVER TO TOP COWL
7	14-20165		1	TAB WASHER, SHEAVE SHAFT NUT
8	11-20166		1	NUT, SHEAVE SHAFT (LEFT HAND THREAD)
9	64601		1	COVER, VENT - COP COWL
10	10-35519		2	SCREW, VENT SCREEN TO TOP COWL (3/8")
11	39257		1	BRACKET, PORT - TOP COWL FASTENING
	39258		1	BRACKET, STARBOARD - TOP COWL FASTENING
12	10-39514		4	SCREW, BRACKET TO TOP COWL (1 1/8")
13	12-39143		4	WASHER, BRACKET SCREW (1/16")
14	20155		1	RETAINER, STARTER SPRING
15	24-29340A1		1	SPRING ASSEMBLY, STARTER REWING
16	23-28912		1	BUSHING, SPRING GUIDE
17	50-74346A1		1	STARTER SHEAVE ASSEMBLY
18	17-22896		1	PIN, RETAINER - STARTER CABLE
19	30596		3	PAWL, STARTER
20	13-36206		3	WASHER, WAVE - STARTER PAWL
21	23-28919		1	BUSHING, NYLON - SHEAVE SHAFT SPACER
22	23-61005		1	SPACER, SHEAVE SHAFT
23	26179		1	RETAINER, SHEAVE SHAFT TO STARTER SHEAVE
24	12-35559		1	WASHER, SHEAVE SHAFT RETAINER
25	13-20160		1	WASHER, WAVE - RETAINER TENSION
26	30595		1	PLATE, RETAINER - STARTER PAWL
27	35558		1	SHAFT, SHEAVE
28	55860		1	PULLEY, STARTER CABLE
29	23-30977		1	SPACER, CABLE PULLEY
30	12-22887		1	WASHER, PULLEY FASTENING SCREW
31	10-28789		1	SCREW, PULLEY TO TOP COWL (3/4")
32	50-61575A1		1	STARTER CABLE ASSEMBLY

CONTINUED ON NEXT PAGE ➡

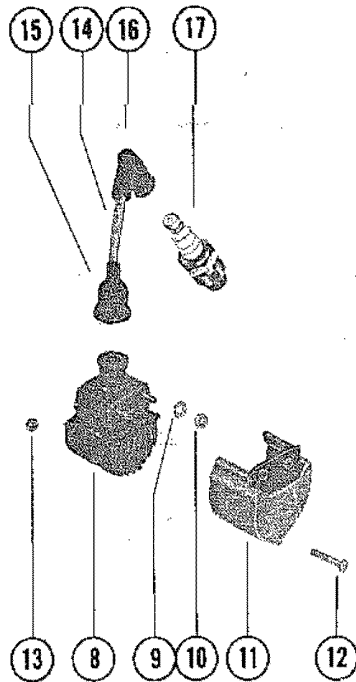
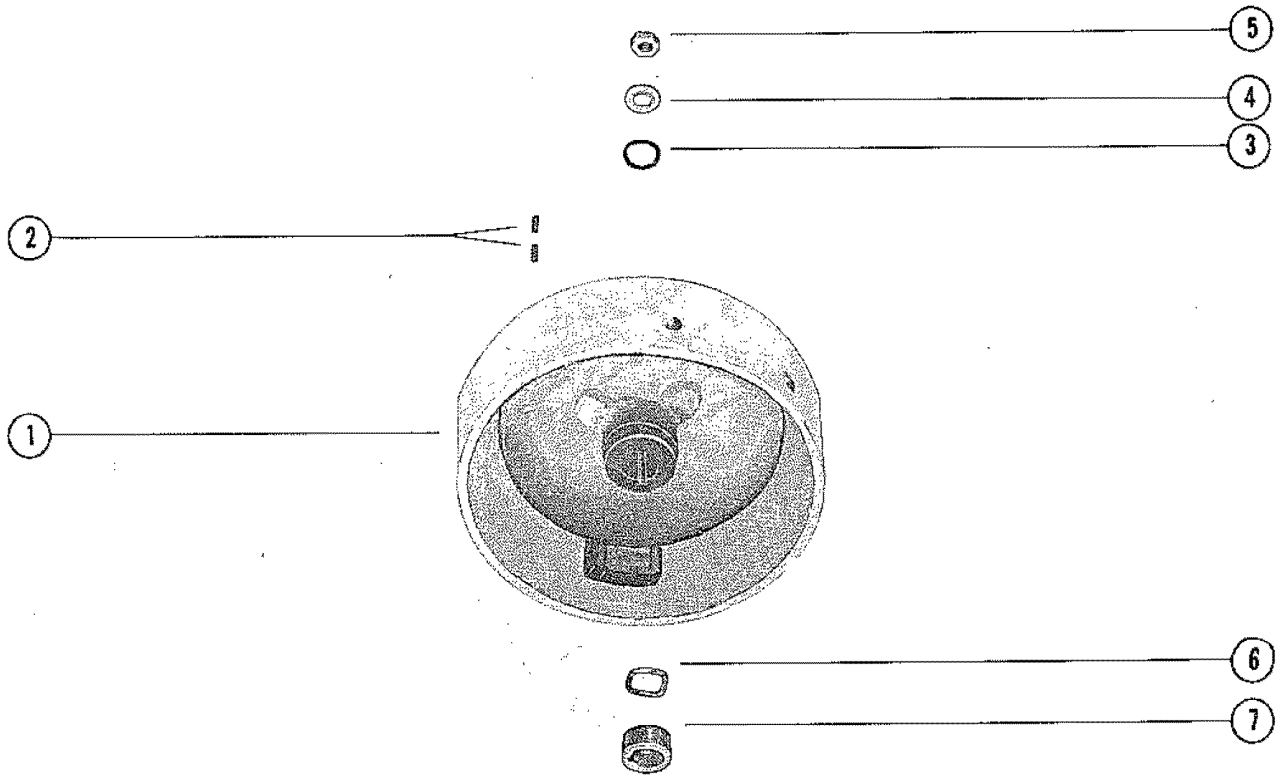
# TOP COWL AND STARTER ASSEMBLY



## TOP COWL AND STARTER ASSEMBLY

REF. NO.	PART NO.	SYM.	QTY.	DESCRIPTION
33	28748		1	RETAINER, STARTER CABLE UNITED STATES 4869517 AND BELOW AUSTRALIA 8052879 AND BELOW BELGIUM 9186200 AND BELOW CANADA 7112922 AND BELOW
34	30782		1	HANDLE, STARTER CABLE UNITED STATES 4869517 AND BELOW AUSTRALIA 8052879 AND BELOW BELGIUM 9186200 AND BELOW CANADA 7112922 AND BELOW
33	77997A1		1	RETAINER ASSEMBLY, STARTER CABLE UNITED STATES 4869518 THRU 5270783 AUSTRALIA 8052880 THRU 8059344 BELGIUM 9186201 THRU 9221755 CANADA 7112923 THRU 7128837
34	77998		1	HANDLE, STARTER CABLE UNITED STATES 4869518 THRU 5270783 AUSTRALIA 8052880 THRU 8059344 BELGIUM 9186201 THRU 9221755 CANADA 7112923 THRU 7128837
33&34	79470A1		1	HANDLE AND RETAINER ASSEMBLY UNITED STATES 5270784 AND UP AUSTRALIA 8059345 AND UP BELGIUM 9221756 AND UP CANADA 7128838 AND UP

# FLYWHEEL AND IGNITION COIL



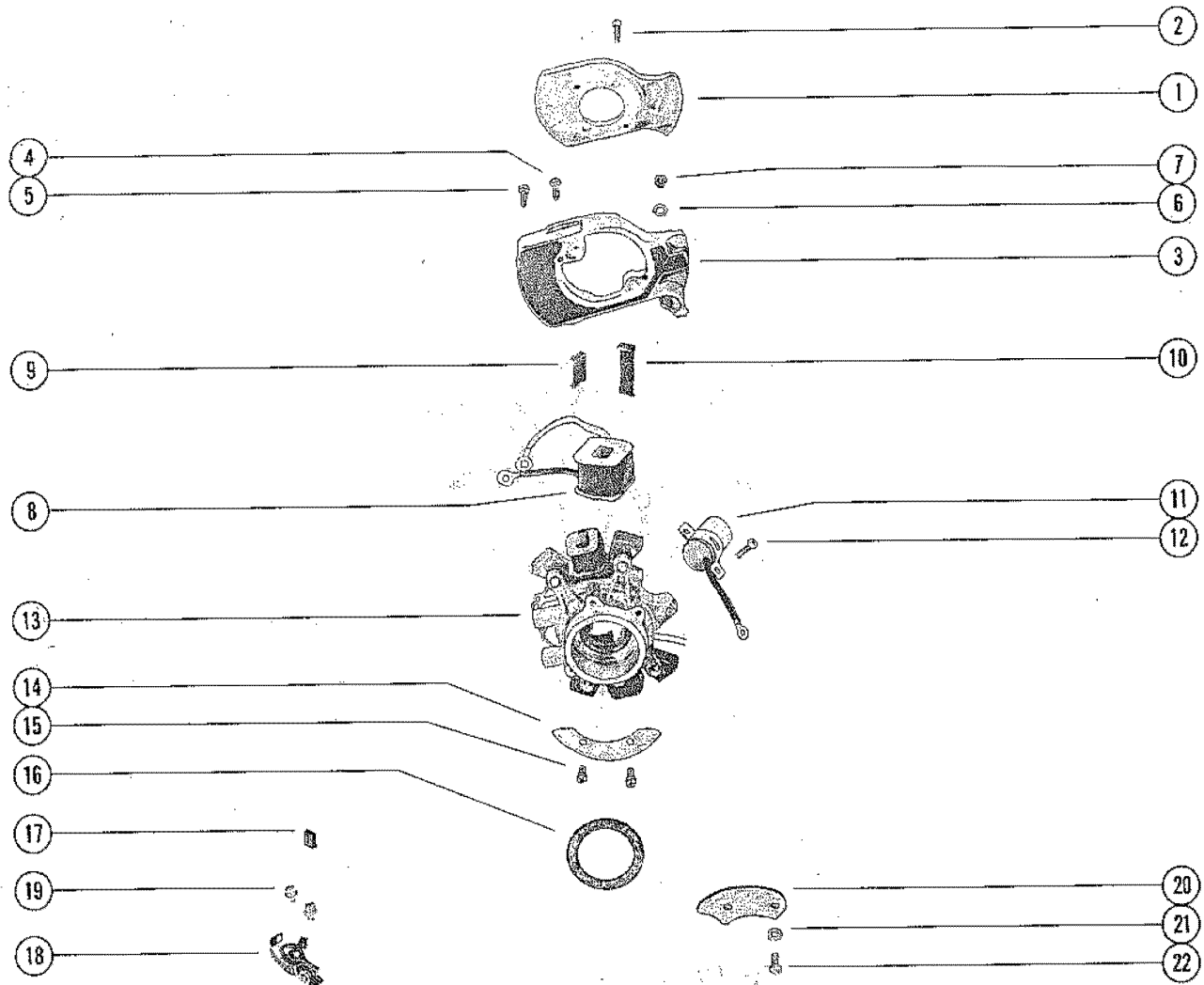


## FLYWHEEL AND IGNITION COIL

REF. NO.	PART NO.	SYM.	QTY.	DESCRIPTION
1	236-4475A1		1	FLYWHEEL ASSEMBLY
2	28-20094		2	KEY, FLYWHEEL DRIVE
3	25-36284	●	1	"O" RING, FLYWHEEL NUT <b>UNITED STATES 4377556 AND BELOW AUSTRALIA 8037074 AND BELOW BELGIUM 9110488 AND BELOW CANADA 7072372 AND BELOW</b>
4	12-36245		1	WASHER, FLYWHEEL NUT
5	11-20696		1	NUT, FLYWHEEL
6	13-35629		1	WASHER, WAVE - CAM TENSION
7	336-4465		1	CAM, BREAKER
8	336-4528A2		1	COIL ASSEMBLY, IGNITION
9	13-26996		2	LOCKWASHER, IGNITION COIL TERMINAL
10	11-45076		2	NUT, IGNITION COIL TERMINAL
11	66355		1	COVER, IGNITION COIL
12	10-61530		3	SCREW <b>COIL COVER TO REAR SUPPRT BRACKET (3 3/4")</b>
13	11-27164		3	NUT, COIL COVER SCREW
14	84-63212A2		1	LEAD ASSEMBLY, HIGH TENSION
15	332-2854		1	NIPLE, IGNITION COIL
16	85-71006A1		1	PROTECTOR ASSEMBLY, SPARK PLUG
17	33-58194		1	SPARK PLUG (AC#40FFK) <b>CANADA AND BELGIUM USE C-33-75739</b>
-	<b>27-46232A73</b>		<b>0</b>	<b>GASKET SET</b>

● = CONTENTS OF A-[27-46232A73] GASKET SET

# STATOR AND IGNITION COMPONENTS



EXHAUST COVER ← 23 → CONDENSER SCREW

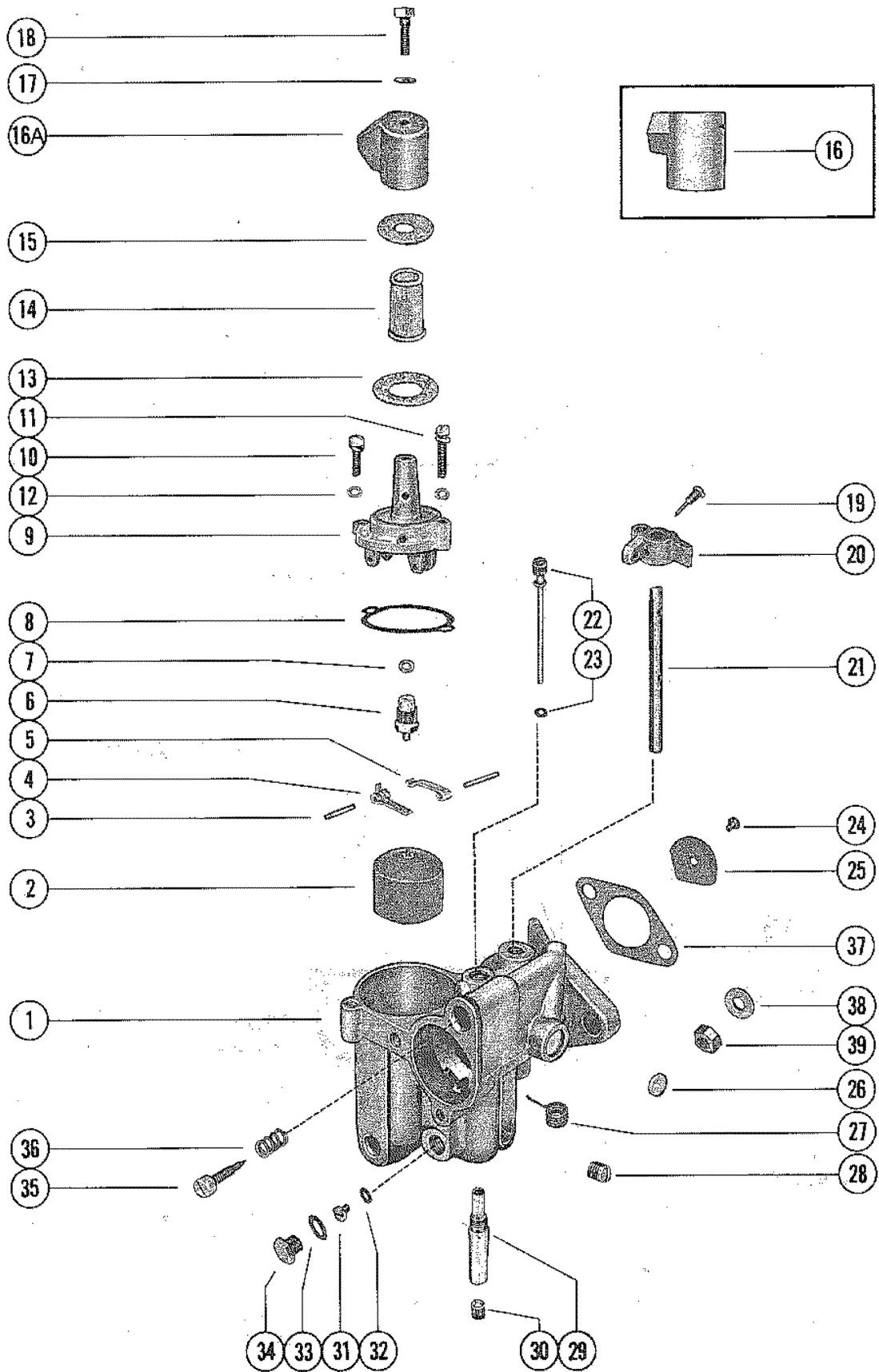
MODULE ← 24 → 25 → IGNITION COIL

STATOR HOUSING ← 28 → 26 → 27 → IGNITION COIL

## STATOR AND IGNITION COMPONENTS

REF. NO.	PART NO.	SYM.	QTY.	DESCRIPTION
1	336-4524A1		1	COVER ASSEMBLY
2	10-60491		2	SCREW, COVER TO MODULE (5/8")
3	336-4516A2		1	IGNITION MODULE ASSEMBLY
4	10-59800		2	SCREW, MODULE TO STATOR (9/16")
5	10-36046		3	SCREW, MODULE- COIL LEAD (1/4")
6	13-26996		2	LOCKWASHER, MODULE <b>IGNITION COIL LEAD TERMINALS</b>
7	11-45076		2	NUT, MODULE - IGNITION COIL LEAD TERMINALS
8	336-4470A1		1	COIL, HIGH SPEED
9	54-59538		2	CLIP, COIL RETAINING
10	54-59539		2	CLIP, COIL RETAINING
11	336-4463		1	CONDENSER ASSEMBLY
12	10-62269		2	SCREW, CONDENSER ATTACHING (7/16")
13	336-4476A1		1	STATOR ASSEMBLY
14	336-4458		2	PLATE, STATOR HOLD DOWN
15	10-35400		4	SCREW, HOLD DOWN PLATE TO STATOR (7/16")
16	15-33910015		1	SHIM, STATOR PLATE TO UPPER END CAP
17	336-3989		1	WICK, CAM WIPER -STATOR ASSEMBLY
18	336-4318A3		1	MAKER ASSEMBLY, STATOR HOUSING
19	10-56266		2	SCREW, MAKER TO STATOR HOUSING (3/8")
20	56520		1	CAM, THROTTLE
21	10-28063		2	SCREW, THROTTLE CAM TO CONTACT HOUSING
22	12-37998		1	WASHER, THROTTLE CAM ATTACHING SCREW
23	56757A5		1	JUMPER WIRE ASS'Y <b>CONDENSER TO COVER (BLACK-4 1/4")</b>
24	56318A11		1	LEAD ASSEMBLY <b>MODULE TO IGNITION COIL (GREEN - 12 1/4")</b>
25	38938		1	BOOT, LEAD ASSEMBLY
26	56316A4		1	CABLE ASSEMBLY <b>STATOR HOUSING (WHITE - 10 3/4")</b>
27	38938		1	BOOT, CABLE
28	336-4460		1	INSULATOR, CABLE TO CONTACT HOUSING
29	11-56325		1	NUT, CABLE INSULATOR

# CARBURETOR ASSEMBLY



# CARBURETOR ASSEMBLY

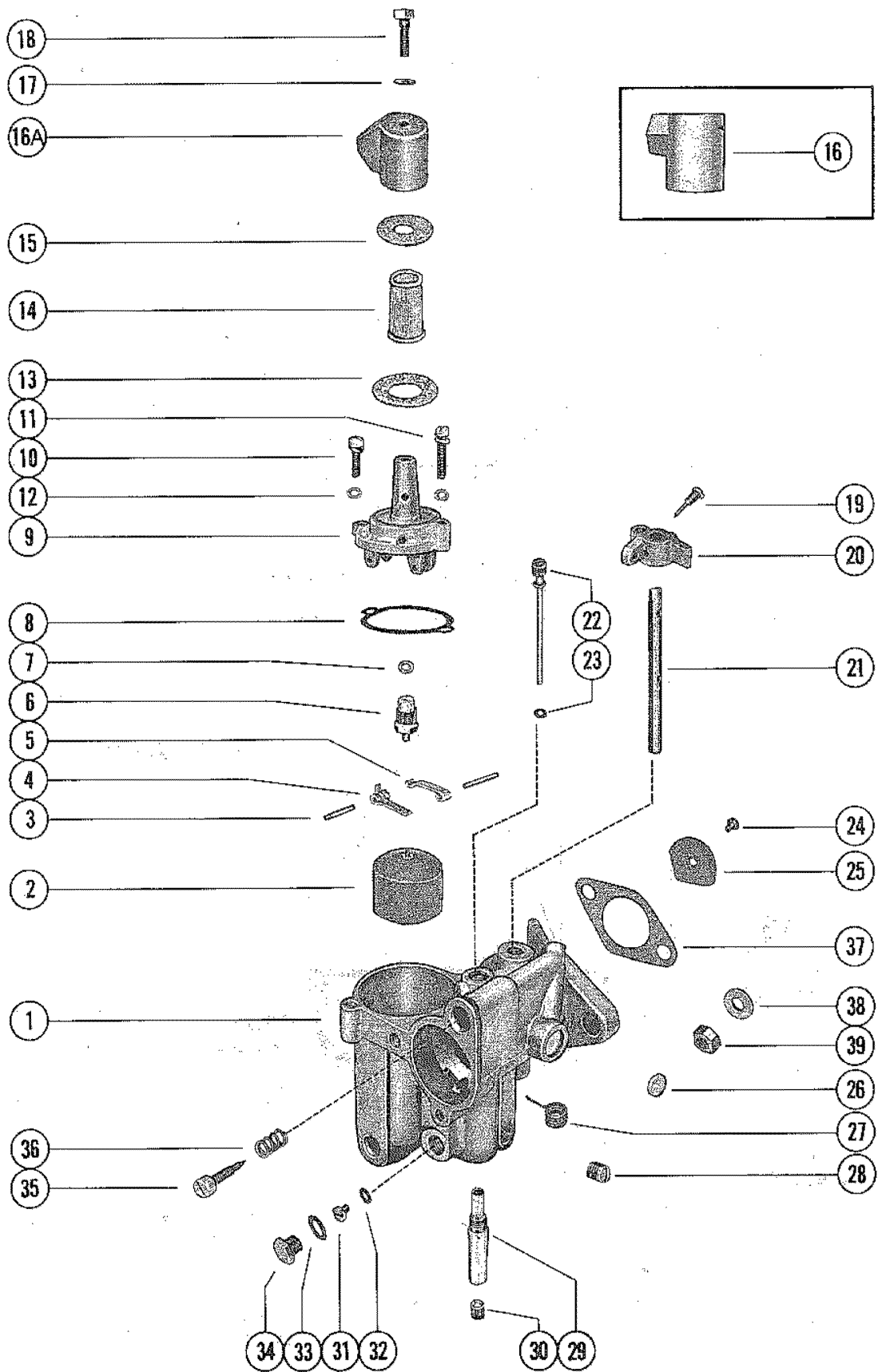
REF. NO.	PART NO.	SYM.	QTY.	DESCRIPTION
1	1341-3711		1	CARBURETOR ASSEMBLY, COMPLETE UNITED STATES 5270783 AND BELOW AUSTRALIA 8059344 AND BELOW BELGIUM 9221755 AND BELOW CANADA 7128837 AND BELOW
	1341-7552		1	CARBURETOR ASSEMBLY, COMPLETE UNITED STATES 5270784 AND UP AUSTRALIA 8059345 AND UP BELGIUM 9221756 AND UP CANADA 7128838 AND UP
2	1399-110A1		1	FLOAT ASSEMBLY
3		■	2	PIN, FLOAT LEVER PINION
4		■	1	LEVER, FLOAT (LOWER)
5		■	1	LEVER, FLOAT (UPPER)
6	1399-1138	■	1	INLET NEEDLE, SEAT AND GASKET
7		■◇	1	GASKET, INLET SEAT
8		■◇	1	GASKET, FLOAT BOWL COVER
9	1399-1133		1	COVER, FLOAT BOWL
10	10-52195		1	SCREW, FLOAT BOWL COVER (SHORT)
11	10-52196		1	SCREW, FLOAT BOWL COVER (LONG)
12	13-26995		2	LOCKWASHER, FLOAT BOWL COVER SCREW
13		■◇	1	GASKET, STRAINER COVER (LARGE)
14	1399-3938	■	1	SCREEN, FILTER
15		■◇	1	GASKET, STRAINER COVER (SMALL)
16	1399-1135		1	COVER, STRAINER (90 DEG.) UNITED STATES 5270783 AND BELOW AUSTRALIA 8059344 AND BELOW BELGIUM 9221755 AND BELOW CANADA 7128837 AND BELOW
16A	1399-3690		1	COVER, STRAINER (45 DEG.) UNITED STATES 5270784 AND UP AUSTRALIA 8059345 AND UP BELGIUM 9221756 AND UP CANADA 7128838 AND UP
17		■◇	1	GASKETE, STRAINER COVER SCREW
18	10-25822	■	1	SCREW, STRAINER COVER
19	10-20847		1	SCREW, THROTTLE STOP LEVER
20	1399-97		1	LEVER, THROTTLE STOP
21	1399-1716		1	SHAFT, THROTTLE
22		■	1	TUBE, IDLE
23		■◇	1	GASKET, IDLE TUBE
24		■	1	SCREW AND LOCKWASHER, THROTTLE SHUTTER
25	1399-3739		1	SHUTTER, THROTTLE
26		■	1	WELCH PLUG, BODY CHANNEL
27		■	1	SPRING, THROTTLE SHAFT RETURN
28	10-28845		1	SCREW, PLUG - BODY CHANNEL
29		■	1	MAIN NOZZLE
30	10-23178		1	SCREW, PLUG - MAIN NOZZLE
31	1399-1896		OPT	JET, MAIN FUEL (.041)
	1399-2407		OPT	JET, MAIN FUEL (.39)
	1399-3026	■	1	JET, MAIN FUEL (.036) - STANDARD

■ = COMPONENT OF REPAIR PARTS KIT.

◇ = COMPONENT OF GASKET AND PACKING SET.

CONTINUED ON NEXT PAGE ➡

# CARBURETOR ASSEMBLY

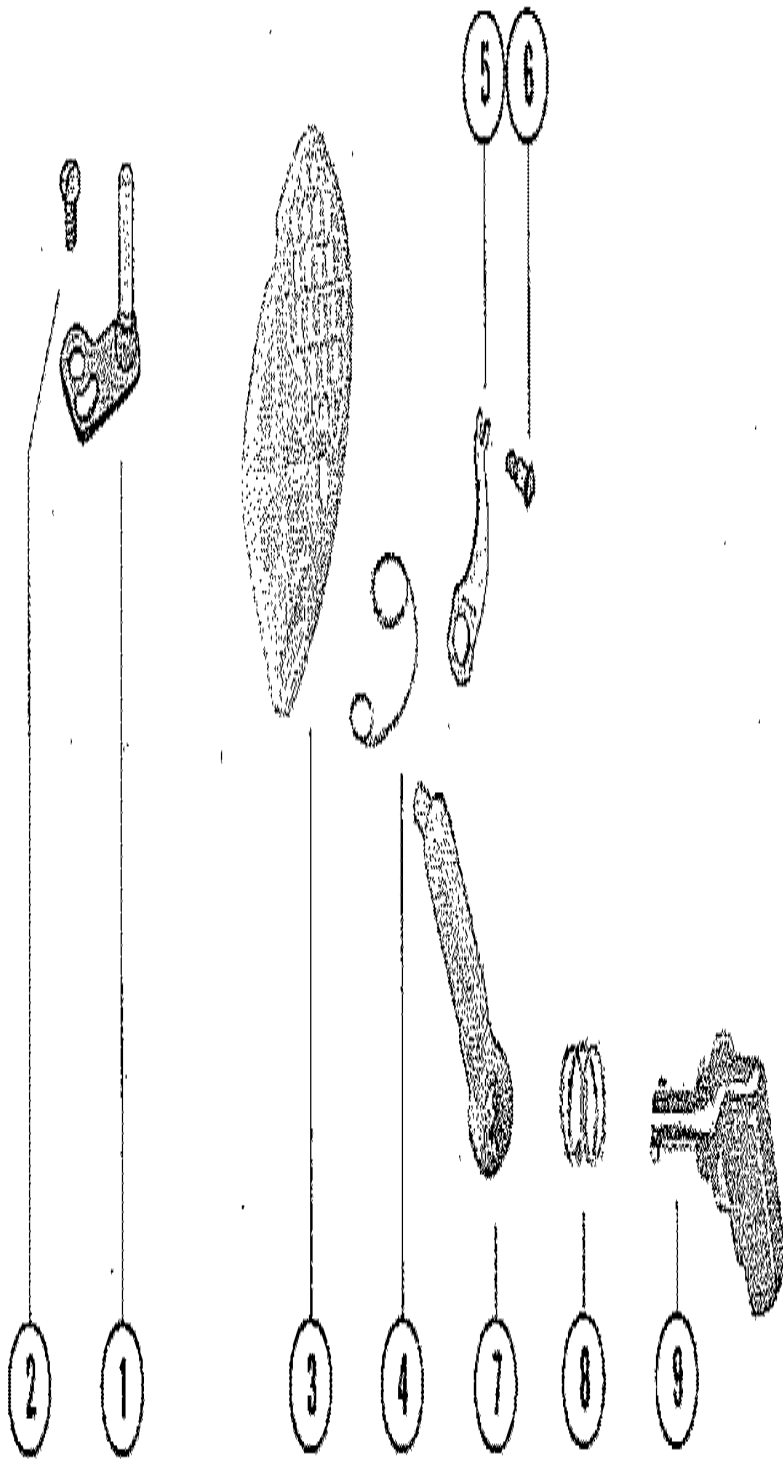


# CARBURETOR ASSEMBLY

REF. NO.	PART NO.	SYM.	QTY.	DESCRIPTION
31	1399-3251		OPT	JET, MAIN FUEL (.034)
	1399-3252		OPT	JET, MAIN FUEL (.032)
32		■◇	1	GASKET, MAIN FUEL JET
33		■◇	1	GASKET, JET CHANNEL PLUG SCREW
34	10-28405		1	SCREW, PLUG - MAIN FUEL JET CHANNEL
35	1399-3740	■	1	SCREW, IDLE ADJUSTMENT
36		■	1	SPRING, IDLE ADJUSTMENT SCREW
-	<b>1399-1717</b>	■	<b>1</b>	<b>GASKET AND PACKING SET</b>
-	<b>1399-3741</b>		<b>1</b>	<b>REPAIR PARTS KIT</b>
37	27-63309	●■◇	1	GASKET, CARBURETOR TO REED BLOCK
38	12-20583		1	WASHER, CARBURETOR MOUNTING STUD
39	11-24652		2	NUT, CARBURETOR MOUNTING STUD
-	<b>27-46232A73</b>		<b>0</b>	<b>GASKET SET</b>

- = CONTENTS OF A-[27-46232A73] GASKET SET
- = COMPONENT OF REPAIR PARTS KIT.
- ◇ = COMPONENT OF GASKET AND PACKING SET.

# CARBURETOR CHOKE LINKAGE

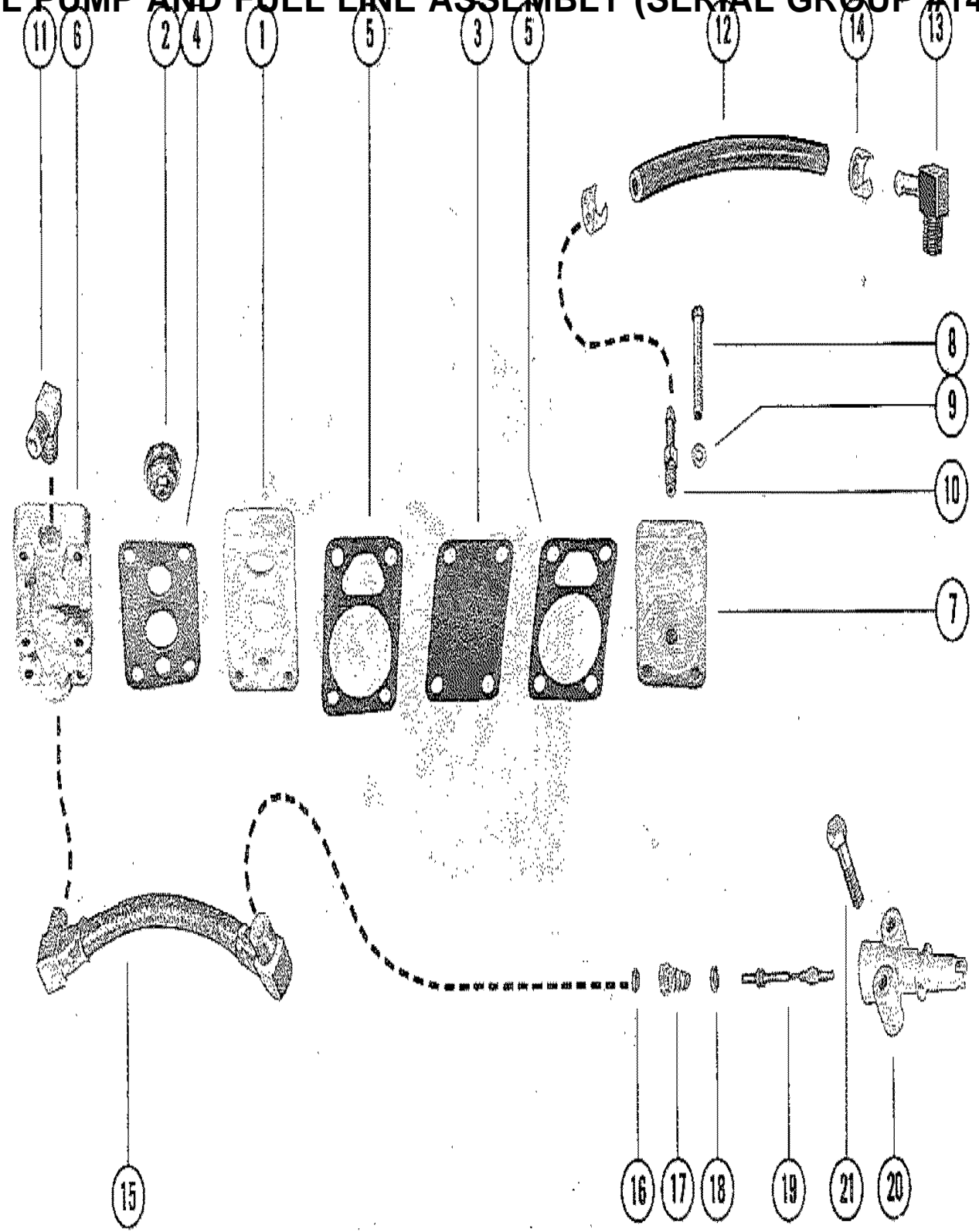




# CARBURETOR CHOKE LINKAGE

REF. NO.	PART NO.	SYM.	QTY.	DESCRIPTION
1	59000		1	THROTTLE LEVER
2	10-20597		1	SCREW, THROTTLE LEVER TO CARBURETOR (3/8")
3	79092		1	SHUTTER AND SCREEN, CHOKE - CARBURETOR
4	24-53193		1	SPRING, CHOKE SHUTTER TO LEVER
5	24-55299A1		1	SPRING ASSEMBLY, CARBURETOR
6	10-55298		1	SCREW, SPRING TO CARBURETOR
7	53187		1	LEVER, CHOKE
8	24-53190		1	SPRING, TENSION - CHOKE KNOB
9	53189		1	KNOB, CHOKE

# FUEL PUMP AND FUEL LINE ASSEMBLY (SERIAL GROUP #14)



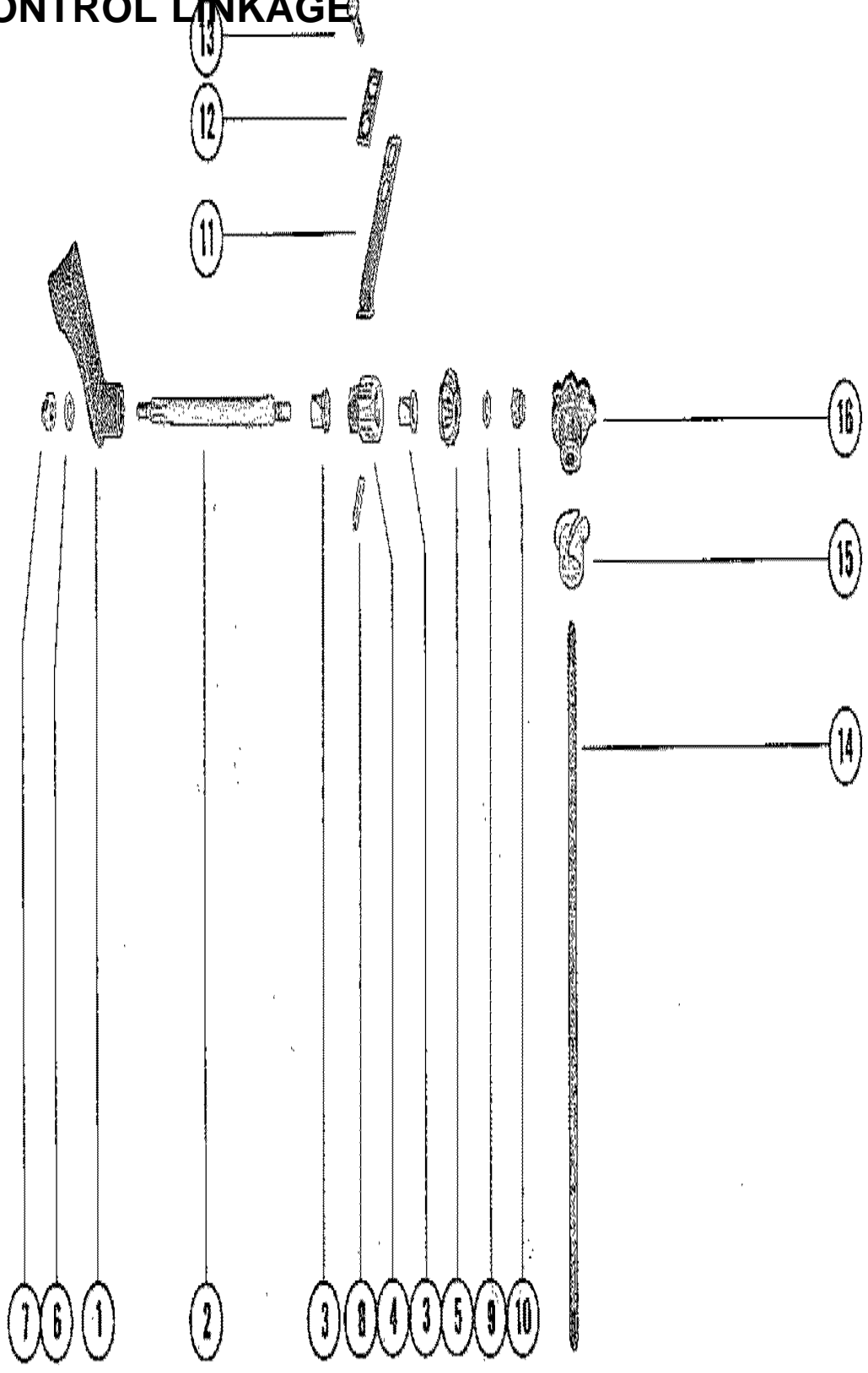
## FUEL PUMP AND FUEL LINE ASSEMBLY (SERIAL GROUP #14)

REF. NO.	PART NO.	SYM.	QTY.	DESCRIPTION
1	53238A3		1	FUEL PUMP ASSEMBLY (SEE NOTE)
2	21-30430A2		2	CHECK VALVE ASSEMBLY
3	53245A1	●	1	DIAPHRAGM KIT, FUEL PUMP
4		●	1	GASKET, FUEL PUMP TO BASE
5		●	2	GASKET, FUEL PUMP
6	53241		1	BASE, FUEL PUMP <b>UNITED STATES 5270783 AND BELOW AUSTRALIA 8059344 AND BELOW BELGIUM 9221755 AND BELOW CANADA 7128837 AND BELOW</b>
7	61541		1	COVER, FUEL PUMP
8	10-32627		4	SCREW, FUEL PUMP TO BASE (1 1/2")
9	12-20128		4	WASHER, FUEL PUMP SCREWS
10	22-61544		1	ELBOW, HOSE TO FUEL PUMP (45 DEG.)
11	22-39079		1	ELBOW, FUEL PUMP TO CARBURETOR
12	32-52742A1		1	HOSE ASSEMBLY <b>FUEL PUMP TO CYLINDER BLOCK (4 1/2")</b>
13	22-33373		1	ELBOW, HOSE TO CYLINDER BLOCK (90 DEG.)
14	54-20387		2	CLAMP, FUEL PUMP HOSE TO ELBOWS
15	32-61642		1	FUEL LINE, INLET - ADAPTOR TO FUEL PUMP
16	30188		1	CUP WASSHER, ADAPTOR
17	24-23067		1	SPRING, ADAPTOR STEM
18	25-20415	●	1	"O" RING, ADAPTOR STEM
19	23069		1	STEM, CHECK UNIT ADAPTOR
20	22833		1	ADAPTOR, CHECK UNIT
21	10-37923		1	SCREW <b>CHECK UNIT ADAPTOR TO BOTTOM COWL (1 1/4")</b>
-	<b>27-46232A73</b>		<b>0</b>	<b>GASKET SET</b>

SOME ENGINES WITHIN THIS SERIAL NUMBER GROUP WERE BUILT WITH A ONE PIECE CANISTER TYPE FUEL PUMP. FOR REPLACEMENT ORDER [A-87905A2] FUEL PUMP ASSEMBLY

● = CONTENTS OF A-[27-46232A73] GASKET SET

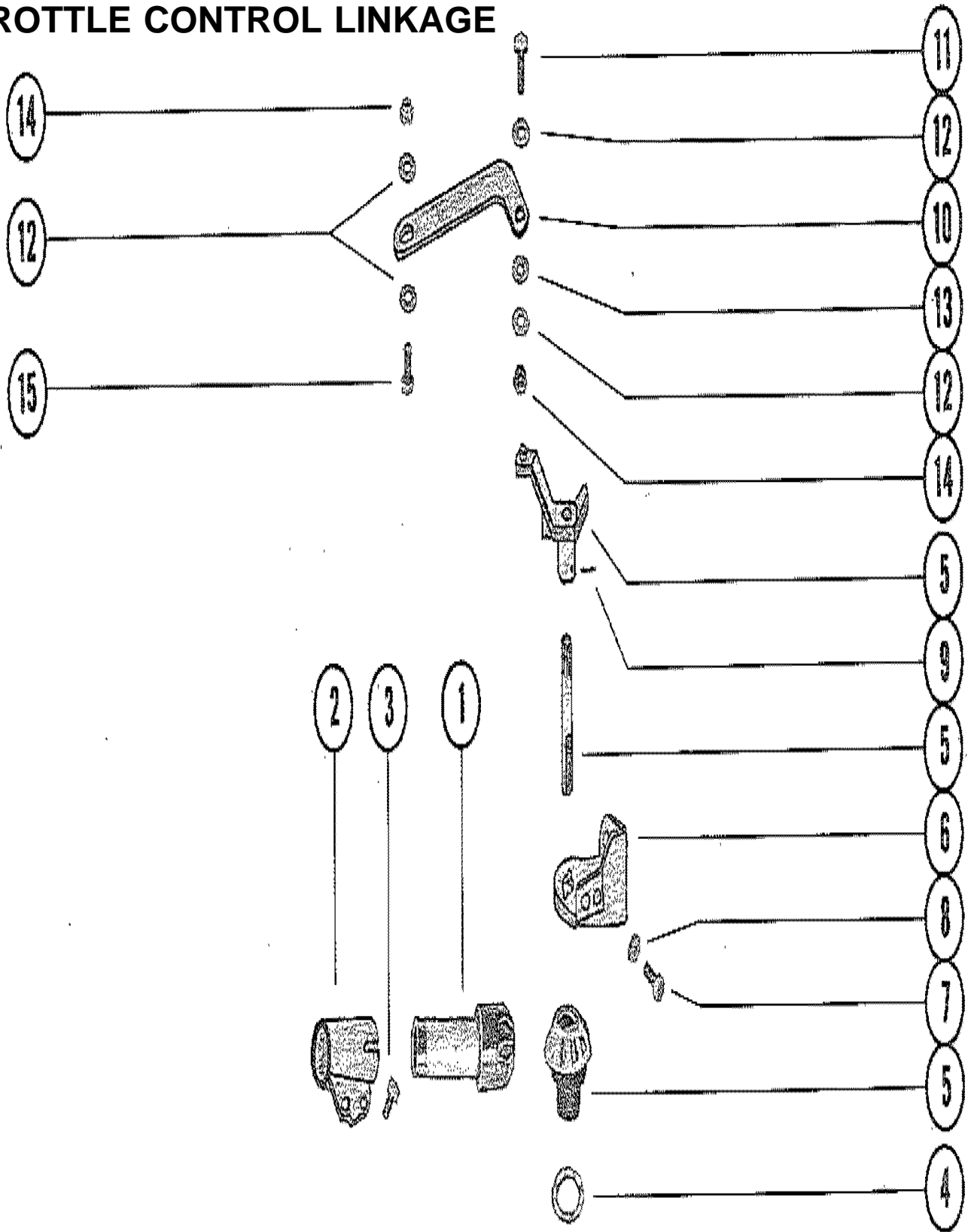
# SHIFT CONTROL LINKAGE



# SHIFT CONTROL LINKAGE

REF. NO.	PART NO.	SYM.	QTY.	DESCRIPTION
1	66376		1	HANDLE, SHIFT CONTROL
2	66378		1	SHAFT, SHIFT - CONTROL HANDLE
3	23-66375		2	BUSHING, NYLON - SHIFT CONTROL HANDLE
4	66414		1	CAM, DETENT - SHIFT SHAFT
5	43-66377		1	GEAR, HORIZONTAL - SHIFT CONTROL HANDLE
6	12-29245		1	WASER, SHIFT CONTROL HANDLE TO SHAFT
7	11-39305		1	NUT, SHIFT CONTROL HANDLE TO SHAFT
8	17-25905		1	PIN, DETENT CAM TO SHIFT SHAFT
9	12-29245		1	WASHER, SHIFT CONTROL HANDLE
10	11-20361		1	NUT <b>HORIZONTAL GEAR TO SHIFT CONTROL HANDLE</b>
11	24-39627		1	SPRING, DETENT - CRANKCASE
12	39601		1	PLATE, DETENT SPRING
13	10-25764		2	SCREW, PLATE AND PRING TO CRANKCASE (1/2")
14	63555		1	SHIFT SHAFT, UPPER <b>UNITED STATES 4270054 AND BELOW AUSTRALIA 8032489 AND BELOW BELGIUM 9099813 AND BELOW CANADA 7059232 AND BELOW</b>
	71660		1	SHIFT SHAFT, UPPER <b>UNITED STATES 4270055 AND UP AUSTRALIA 8032490 AND UP BELGIUM 9099814 AND UP CANADA 7059233 AND UP</b>
15	23-30677		1	BUSHING, NYLON - SHIF CONTROL SHAFT
16	43-60653		1	GEAR, SECTOR - SHIFT SHAFT <b>UNITED STATES 5270783 AND BELOW AUSTRALIA 8059344 AND BELOW BELGIUM 9221755 AND BELOW CANADA 7128837 AND BELOW</b>
	43-86686		1	GEAR, SECTOR - SHIFT SHAFT <b>UNITED STATES 5270784 AND UP AUSTRALIA 8059345 AND UP BELGIUM 9221756 AND UP CANADA 7128838 AND UP</b>

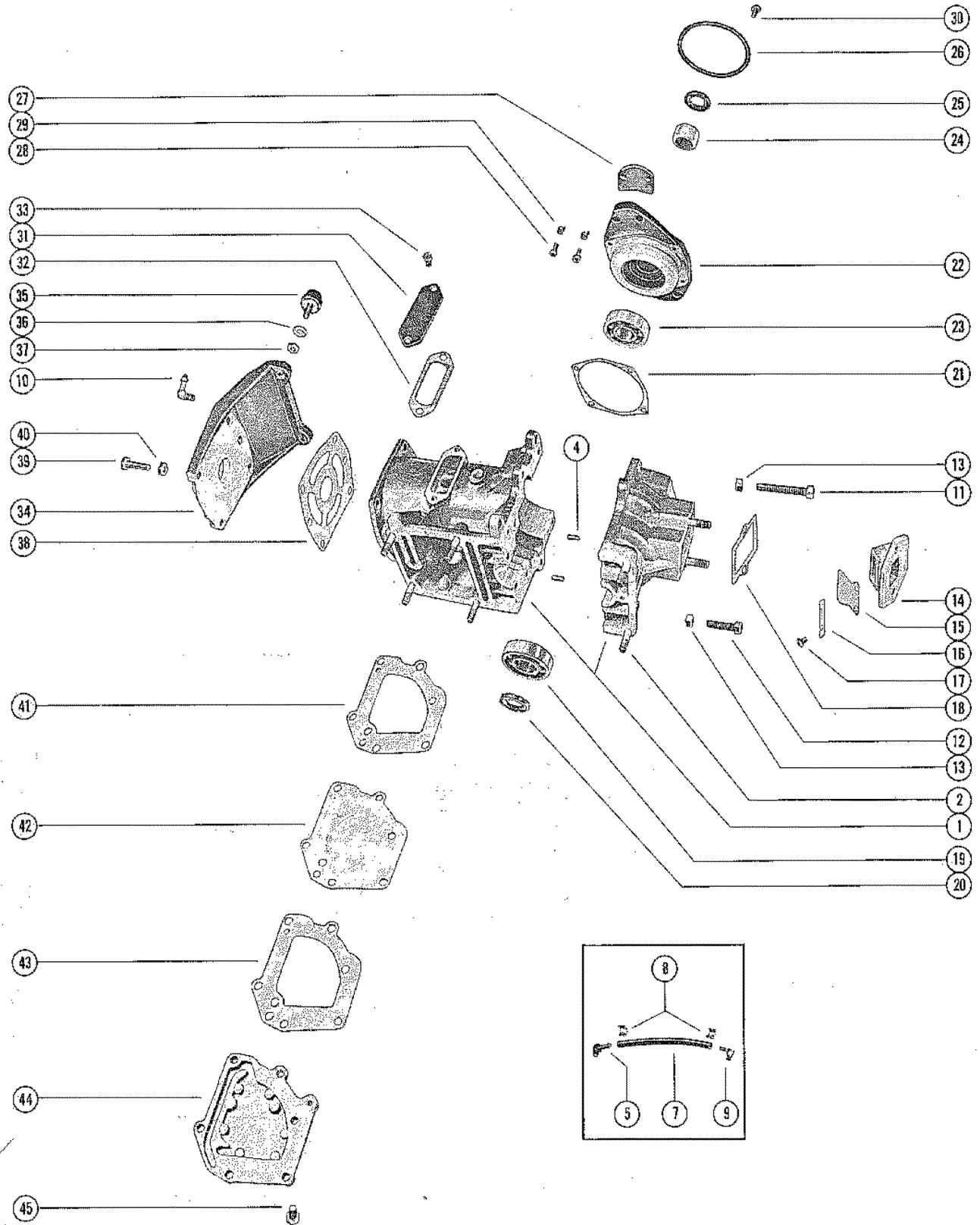
# THROTTLE CONTROL LINKAGE



## THROTTLE CONTROL LINKAGE

REF. NO.	PART NO.	SYM.	QTY.	DESCRIPTION
1	43-60856		1	GEAR, HORIZONTAL - THROTTLE CONTROL
2	60885		1	HOUSING, HORIZONTAL GEAR
3	10-47910		2	SCREW <b>THROTTLE CONTROL HOUSING TO BOTTOM COWL (5/8")</b>
4	15-64653A1		1	SHIM, PINION GEAR TO BOTTOM COWL
5	63854A1		1	GEAR AND SHAFT ASS'Y, THROTTLE CONTROL
6	62099		1	BRACKET, THROTTLE CONTROL LEVER
7	10-23015		2	SCREW, ADJUSTING - THROTTLE (1")
8	11-20645		2	NUT, LOCK - THROTTLE ADJUSTING SCREWS
9	17-27088		1	PIN, ROLL - LEVER TO VERTICAL SHAFT
10	60920		1	LINK, THROTTLE LEVER TO STATOR PLATE
11	10-34696		1	SCREW <b>THROTTLE LINK TO THROTTLE LEVER (3/4")</b>
12	12-34392		2	WASHER, THROTTLE LINK SCREW
13	13-29720		1	WASHER, WAVE - THROTTLE LINK SCREW
14	11-28656		2	NUT, THROTTLE LINK SCREW
15	10-56027		1	SCREW, THROTTLE LINK TO STATOR PLATE (7/8")

# CYLINDER BLOCK AND CRANKCASE ASSEMBLY





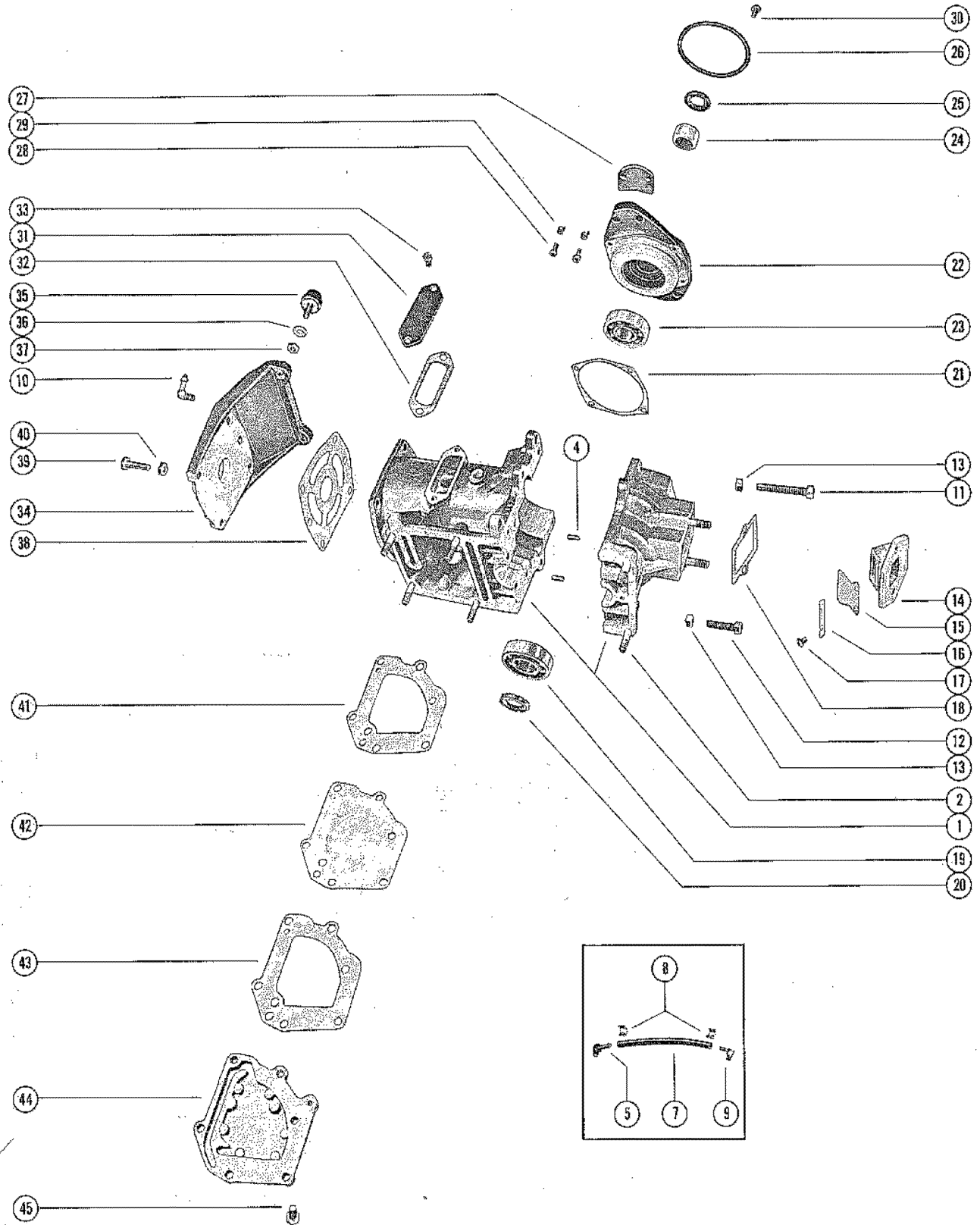
# CYLINDER BLOCK AND CRANKCASE ASSEMBLY

REF. NO.	PART NO.	SYM.	QTY.	DESCRIPTION
1	843-5697A3		1	CYLINDER BLOCK AND CRANKCASE ASSEMBLY UNITED STATES 4597261 AND BELOW AUSTRALIA 8044349 AND BELOW BELGIUM 9139799 AND BELOW CANADA 7091997 AND BELOW
	843-6423A3		1	CYLINDER BLOCK AND CRANKCASE ASSEMBLY UNITED STATES 4597262 THRU 5270783 AUSTRALIA 8044350 THRU 8059344 BELGIUM 9139800 THRU 9221755 CANADA 7091998 THRU 7128837
	843-7464A2		1	CYLINDER BLOCK AND CRANKCASE ASSEMBLY UNITED STATES 5270784 AND UP AUSTRALIA 8059345 AND UP BELGIUM 9221756 AND UP CANADA 7128838 AND UP
2	16-66021		8	STUD, CYL. BLOCK, CRANKCASE AND CARBURETOR
4	17-46912		2	PIN, DOWL - CRANKCASE TO CYLINDER BLOCK
5	21-77561		1	FITTING ASSEMBLY, BLEED DRAIN
7	32-54936		1	HOSE, BLEED DRAIN (7 1/2")
8	54-56223		2	CLAMP, BLEED HOSE ATTACHING
9	22-78916		1	ELBOW, BLEED DRAIN
10	22-25885		1	ELBOW (90 - 1/8" MALE (TEL TALE)
11	10-24624		2	SCREW, CRANKCASE TO CYLINDER BLOCK (1 3/4") UNITED STATES 4597261 AND BELOW AUSTRALIA 8044349 AND BELOW BELGIUM 9139799 AND BELOW CANADA 7091997 AND BELOW
12	10-31294		8	SCREW, CRANKCASE TO CYLINDER BLOCK (1") UNITED STATES 4597261 AND BELOW AUSTRALIA 8044349 AND BELOW BELGIUM 9139799 AND BELOW CANADA 7091997 AND BELOW
13	11-46887		10	NUT, CRANKCASE FASTENING SCREW UNITED STATES 4597261 AND BELOW AUSTRALIA 8044349 AND BELOW BELGIUM 9139799 AND BELOW CANADA 7091997 AND BELOW
11	10-73280		2	SCREW, CRANKCASE TO CYLINDER BLOCK (1 1/2") UNITED STATES 4597262 AND UP AUSTRALIA 8044350 AND UP BELGIUM 9139800 AND UP CANADA 7091998 AND UP
12	10-76621		8	SCREW, CRANKCASE TO CYLINDER BLOCK (1") UNITED STATES 4597262 AND UP AUSTRALIA 8044350 AND UP BELGIUM 9139800 AND UP CANADA 7091998 AND UP
14	70726		1	REED BLOCK
15	34-35836		2	REED, INLET VALVE
16	34-22215		2	RETAINER, REED
17	10-28430		4	SCREW, REED AND RETAINER TO BLOCK (1/4")
18	27-35739	●	1	GASKET, REED BLOCK TO CRANKCASE
19	30-20861		1	BEARING, BALL - CRANKCASE (LOWER)
20	26-56397		1	OIL SEAL, CRANKCASE (LOWER)
21	15-31412A1		AR	SHIM ASSEMBLY UPPER HOUSING TO BLOCK (.002-3-5-10)
22	1132-4471A1		1	BEARING HOUSING ASSEMBLY, UPPER UNITED STATES 4597261 AND BELOW AUSTRALIA 8044349 AND BELOW BELGIUM 9139799 AND BELOW CANADA 7091997 AND BELOW

● = CONTENTS OF A-[27-46232A73] GASKET SET

CONTINUED ON NEXT PAGE ➡

# CYLINDER BLOCK AND CRANKCASE ASSEMBLY



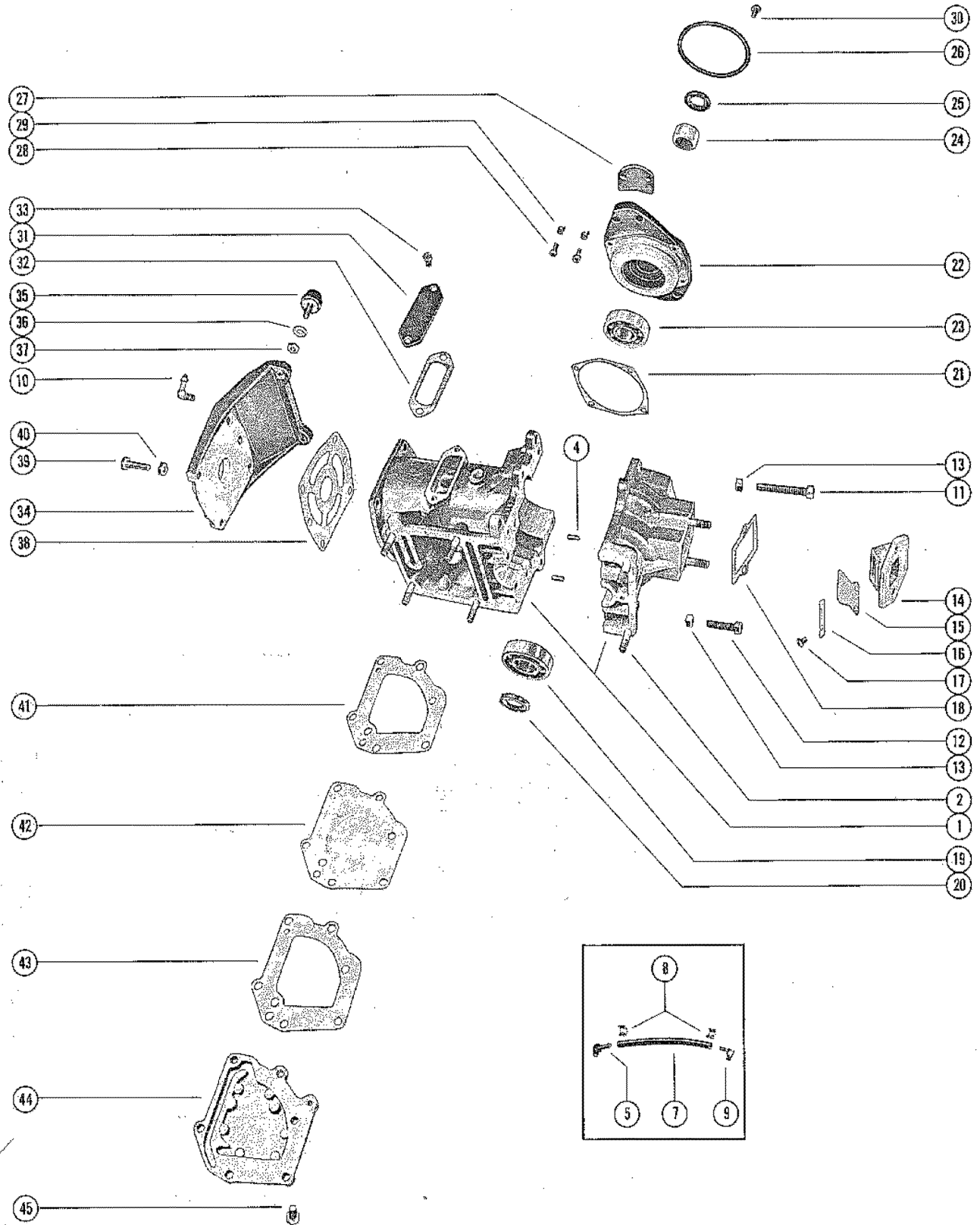
# CYLINDER BLOCK AND CRANKCASE ASSEMBLY

REF. NO.	PART NO.	SYM.	QTY.	DESCRIPTION
22	1132-6352A1		1	BEARING HOUSING ASSEMBLY, UPPER UNITED STATES 4597262 AND UP AUSTRALIA 8044350 AND UP BELGIUM 9139800 AND UP CANADA 7091998 AND UP
23	30-20861		1	BEARING, BALL - UPPER BEARING HOUSING
24	31-31410		1	BEARING, ROLLER - UPPER BEARING HOUSING
25	26-31411		1	OIL SEAL, UPPER BEARING HOUSING UNITED STATES 4597261 AND BELOW AUSTRALIA 8044349 AND BELOW BELGIUM 9139799 AND BELOW CANADA 7091997 AND BELOW
	26-66301		1	OIL SEAL, UPPER BEARING HOUSING UNITED STATES 4597262 AND UP AUSTRALIA 8044350 AND UP BELGIUM 9139800 AND UP CANADA 7091998 AND UP
26	25-20863	●	1	"O" RING, UPPER BEARING HOUSING
27	54-34598		2	CLAMP, HOLD DOWN RING
28	10-36205		4	SCREW HOLD DOWN RING CLAMP TO BEARING HSG. (9/16")
29	24-34731		4	SPRING, HOLD DOWN RING CLAMP
30	10-39002		4	SCREW, UPPER BEARING HOUSING (#12-24 X 1/2)
31	35658		1	COVER, TRANSFER COVER
32	27-35657	●	1	GASKET, TRANSFER PORT COVER
33	10-20720		2	SCREW TRANSFER PORT COVER TO CYLINDER BLOCK (5/8")
34	1016-5230A1		1	COVER ASSEMBLY, CYLINDER BLOCK UNITED STATES 4869517 AND BELOW AUSTRALIA 8052879 AND BELOW BELGIUM 9186200 AND BELOW CANADA 7112922 AND BELOW
	1016-7070A1		1	COVER ASSEMBLY, CLYINDER BLOCK UNITED STATES 4869518 AND UP AUSTRALIA 8052880 AND UP BELGIUM 9186201 AND UP CANADA 7112923 AND UP
35	66019		2	MOUNT, RUBBER - COVER TO TOP COWL
36	13-20202		2	LOCKWASHER, RUBBER MOUNT 2
37			2	NUT, RUBBER MOUNT TO COVER
38	27-78140	●	1	GASKET, COVER TO CYLINDER BLOCK
39	10-69086		4	SCREW CYLINDER BLOCK COVER TO CYLINDER BLOCK (1 1/4") UNITED STATES 4597261 AND BELOW AUSTRALIA 8044349 AND BELOW BELGIUM 9139799 AND BELOW CANADA 7091997 AND BELOW
40	11-46887		4	NUT, CYLINDER BLOCK COVER MOUNTING SCREW UNITED STATES 4597261 AND BELOW AUSTRALIA 8044349 AND BELOW BELGIUM 9139799 AND BELOW CANADA 7091997 AND BELOW
39	10-76630		4	SCREW, CYLINDER BLOCK COVER TO CYLINDER BLOCK (1") UNITED STATES 4597262 AND UP AUSTRALIA 8044350 AND UP BELGIUM 9139800 AND UP CANADA 7091998 AND UP
41	27-78139	●	1	GASKET, CYLINDER BLOCK TO BAFFLE PLATE
42	46234		1	PLATE, BAFFLE - EXHAUST MANIFOLD
43	27-78139		1	GASKET BAFFLE PLATE TO EXHAUST MANIFOLD COVER
44	46171		1	COVER, EXHAUST MANIFOLD

● = CONTENTS OF A-[27-46232A73] GASKET SET

CONTINUED ON NEXT PAGE ➡

# CYLINDER BLOCK AND CRANKCASE ASSEMBLY

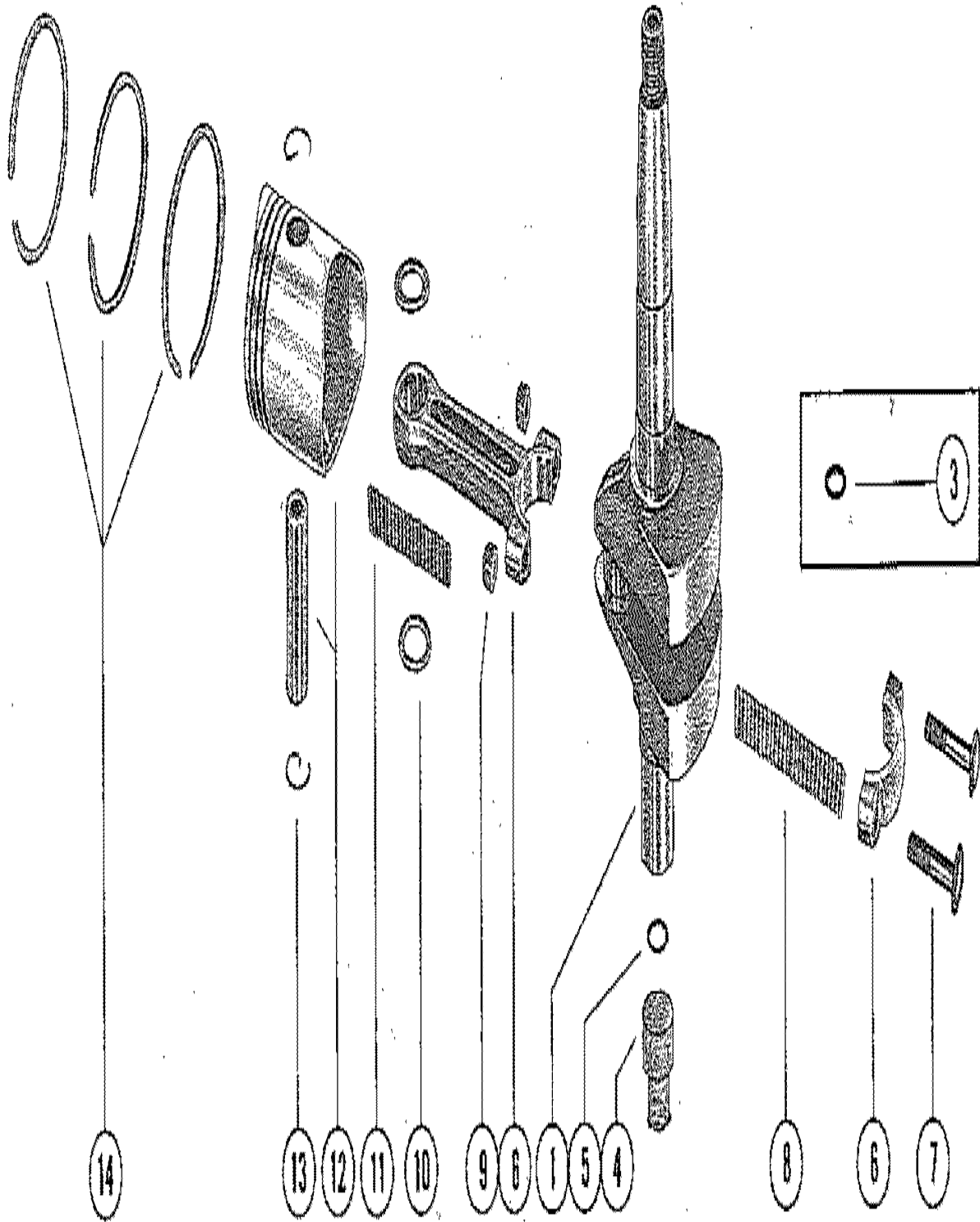


# CYLINDER BLOCK AND CRANKCASE ASSEMBLY

REF. NO.	PART NO.	SYM.	QTY.	DESCRIPTION
45	10-49668		6	SCREW, PALTE/MANIFOLD COVER TO BLOCK (3/4")
-	<b>27-46232A73</b>		<b>0</b>	<b>GASKET SET</b>

FOR REPLACEMENT OF POWERHEAD ASSEMBLY, COMPLETE, WHICH INCLUDES CYLINDER BLOCK AND CRANKCASE, PISTONS, CONNECTING RODS AND BEARINGS ETC. ORDER:  
 A-[70873A75] POWERHEAD ASS'Y -SERIAL GROUP #5; A-[70873A77] POWERHEAD ASS'Y- SERIAL GROUP #12  
 A-[70873A78] POWERHEAD ASS'Y -SERIAL GROUP #16; A-[70873A79] POWERHEAD ASS'Y - SERIAL GROUP #21  
 A-[87096A79] POWERHEAD ASS'Y - SERIAL GROUP #19 (MERC 4.5 - SERIAL #4107220 AND UP)

# CRANKSHAFT, PISTON AND CONNECTING ROD ASSEMBLY



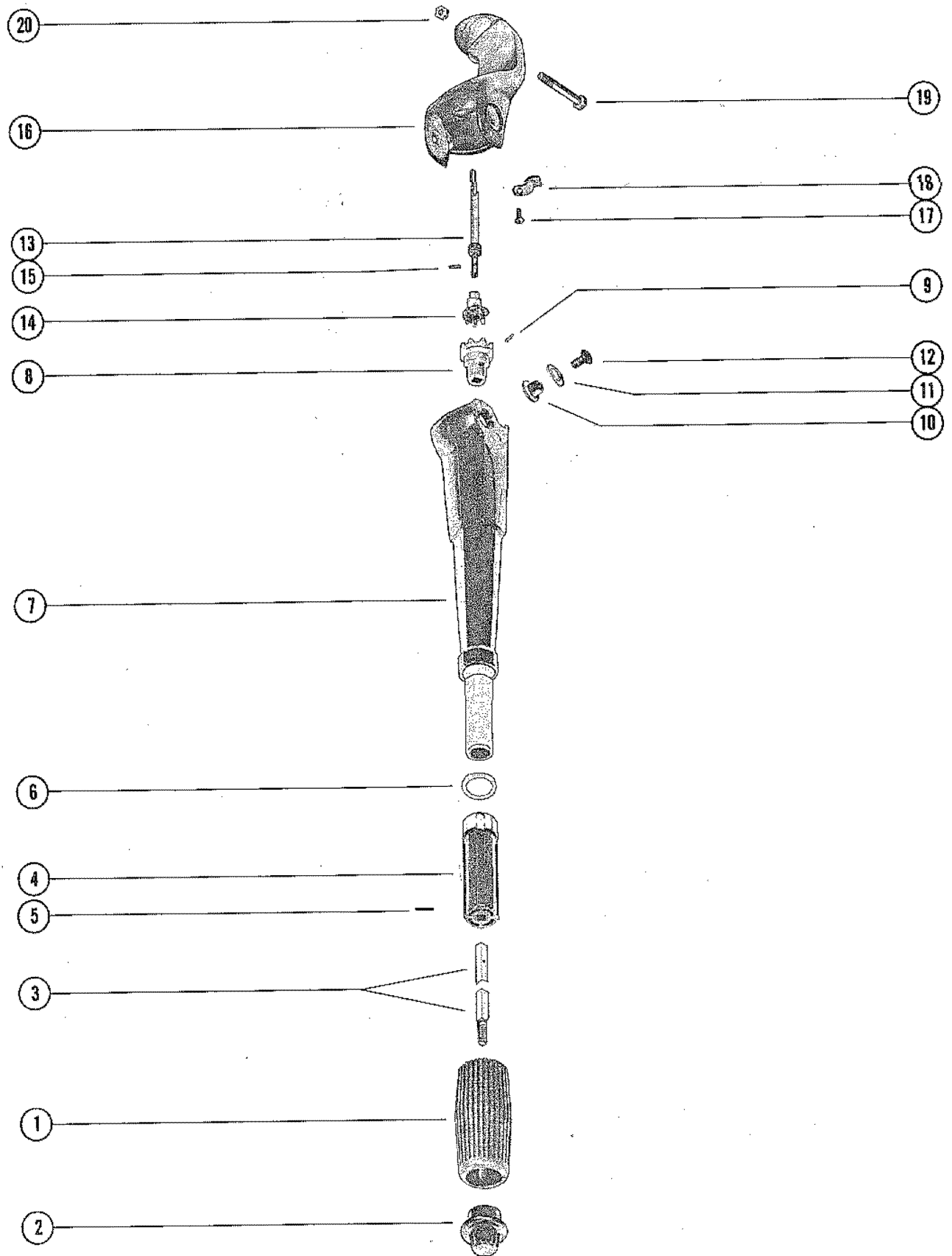
# CRANKSHAFT, PISTON AND CONNECTING ROD ASSEMBLY

REF. NO.	PART NO.	SYM.	QTY.	DESCRIPTION
1	427-3513		1	CRANKSHAFT UNITED STATES 5397701 AND BELOW AUSTRALIA 8059594 AND BELOW BELGIUM 9244405 AND BELOW CANADA 7137937 AND BELOW
3	26-72793	●	1	SEAL, CARRIER UNITED STATES 5397701 AND BELOW AUSTRALIA 8059594 AND BELOW BELGIUM 9244405 AND BELOW CANADA 7137937 AND BELOW
1	427-7334A2		1	CRANKSHAFT ASSEMBLY UNITED STATES 5397702 AND UP BELGIUM 9244406 AND UP CANADA 7137937 AND UP
4	79952A1		1	CARRIER ASSEMBLY UNITED STATES 5397702 AND UP BELGIUM 9244406 AND UP CANADA 7137937 AND UP
5	12-79960	■	1	SEAL, BELT UNITED STATES 5397702 AND UP BELGIUM 9244406 AND UP CANADA 7137937 AND UP
6	608-4246A1		1	CONNECTING ROD ASSEMBLY UNITED STATES 5270783 AND BELOW AUSTRALIA 8059344 AND BELOW BELGIUM 9221755 AND BELOW CANADA 7128837 AND BELOW
	608-7395A2		1	CONNECTING ROD ASSEMBLY UNITED STATES 5270784 AND UP AUSTRALIA 8059345 AND UP BELGIUM 9221756 AND UP CANADA 7128838 AND UP
7	10-39154		2	SCREW, CONNECTING ROD
8	29-26815		29	BEARING, NEEDLE - CRANKPIN
9	11-20061		2	NUT, CONNECTING ROD SCREW
10	12-65967		2	WASHER, NEEDLE BEARING RETAINING
11	29-31505		20	BEARING, NEEDLE - PISTON PIN
12	719-3374A2		1	PISTON AND PISTON PIN ASSEMBLY
13	40-21666		2	LOCK RING, PISTON PIN
14	39-21665A12		1	RING, PISTON
-	<b>27-46232A73</b>		<b>0</b>	<b>GASKET SET</b>
-	<b>27-78139A79</b>		<b>0</b>	<b>GASKET SET</b>

● = CONTENTS OF A-[27-46232A73] GASKET SET

■ = CONTENTS OF A-[27-78139A79] GASKET SET

# STEERING HANDLE ASSEMBLY

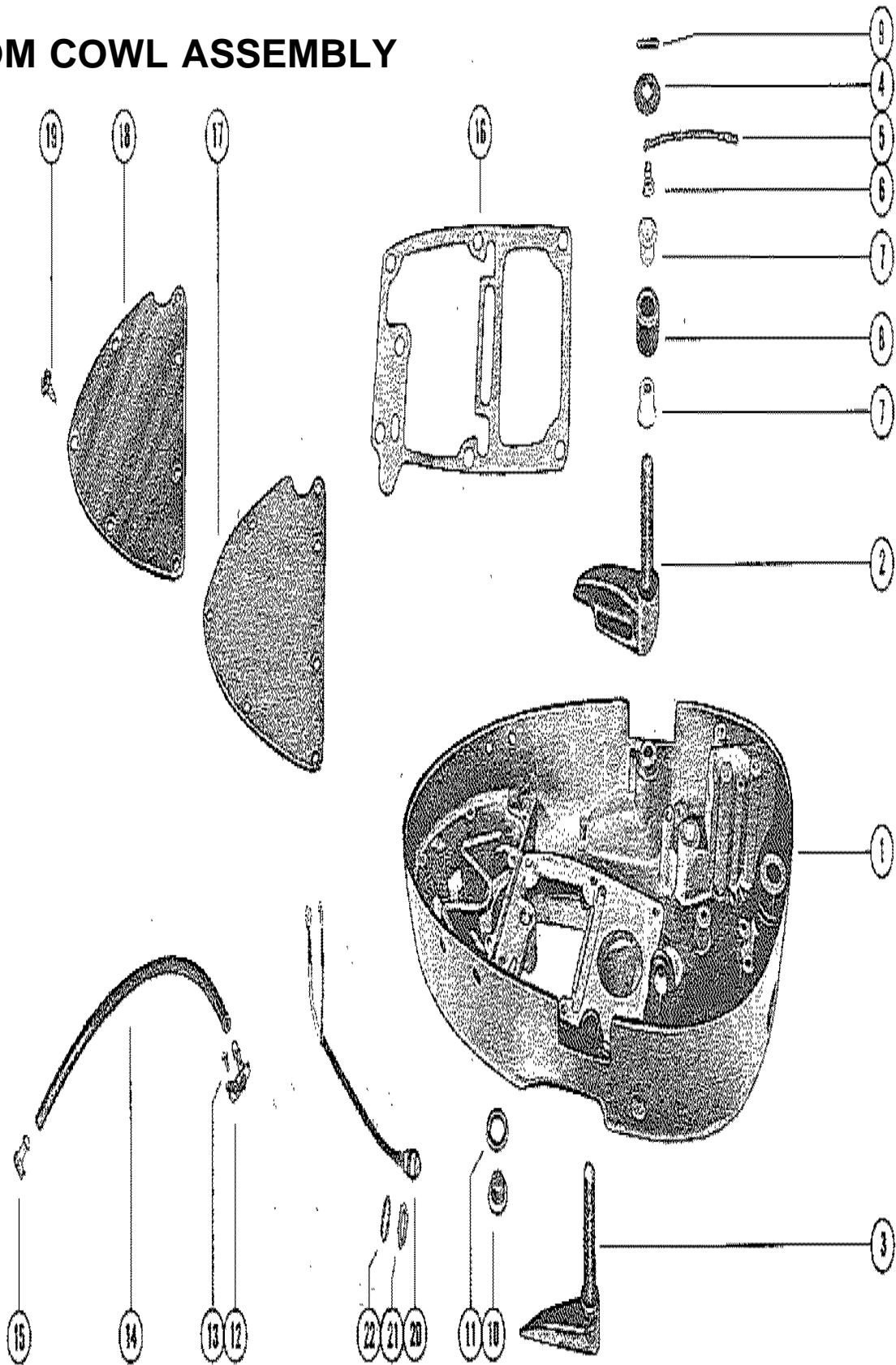




# STEERING HANDLE ASSEMBLY

REF. NO.	PART NO.	SYM.	QTY.	DESCRIPTION
-	<b>60850A6</b>		<b>1</b>	<b>STEERING HANDLE ASSEMBLY, COMPLETE</b>
1	60854		1	GRIP, HANDLE - THROTTLE
2	62251		1	CAP, HANDLE THROTTLE
3	66393		1	SHAFT, THROTTLE
4	66394A1		1	HANDLE ASSEMBLY, THROTTLE SHAFT
5	17-46152		1	PIN, THROTTLE HADNLE
6	12-62252		1	WASHER, THROTTLE HANDLE TO STEERING ARM
7	60850		1	ARM, STEERING HANDLE
8	43-60852		1	GEAR, BALL THROTTLE SHAFT
9	17-27088		1	PIN, BALL GEAR TO THROTTLE SHAFT
10	48003		2	PIVOT, STEERING HANDLE TO BRACKET
11	15-48002015		AR	SHIM, HANDLE PIVOT TO BRACKET (.015)
12	10-64074		2	SCREW, HANDLE TO ARM BRACKET (5/8")
13	60857A2		1	UNIVERSAL JOINT ASSEMBLY
14	43-60852		1	GEAR, BALL - UNIVERSAL JOINT
15	17-77564		1	PIN, BALL GEAR TO UNIVERSAL JOINT
16	68768A2		1	BRACKET, STEERING ARM
17	10-62233		2	<b>SCREW DETENT SPRING TO STEERING ARM BRACKET (5/8")</b>
18	24-72847		2	SPRING, DETENT - STEERING HANDLE
19	10-30679		3	<b>SCREW, BRACKET TO SADDLE (2 1/2") UNITED STATES 4869517 AND BELOW AUSTRALIA 8052879 AND BELOW BELGIUM 9186200 AND BELOW CANADA 7112922 AND BELOW</b>
20	11-46887		3	<b>NUT, BRACKET SCREW UNITED STATES 4869517 AND BELOW AUSTRALIA 8052879 AND BELOW BELGIUM 9186200 AND BELOW CANADA 7112922 AND BELOW</b>
19	10-78038		3	<b>SCREW, BRACKET TO SADDLE (1 3/4") UNITED STATES 4869518 AND UP AUSTRALIA 8052880 AND UP BELGIUM 9186201 AND UP CANADA 7112923 AND UP</b>

# BOTTOM COWL ASSEMBLY

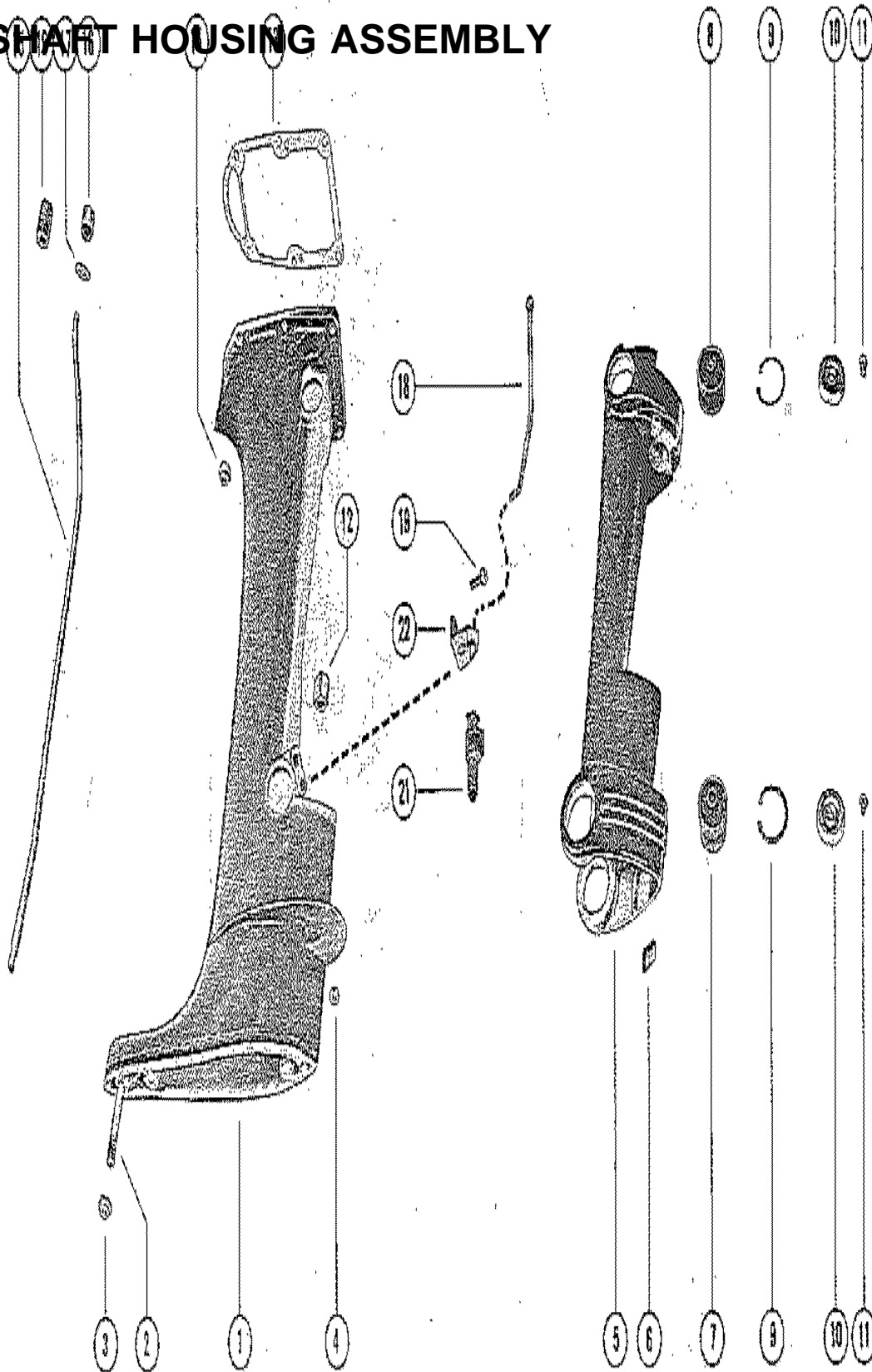


## BOTTOM COWL ASSEMBLY

REF. NO.	PART NO.	SYM.	QTY.	DESCRIPTION
1	187-5752		1	BOTTOM COWL
2	36187A1		1	LEVER ASSEMBLY, CLAMPING - PORT
3	36188A1		1	LEVER ASSEMBLY, CLAMPING - STARBOARD
4	53-55891		2	FASTENER, CLAMPING LEVER
5	84-60871A7		1	GROUND STRAP ASSEMBLY
6	24-63399		1	SPRING, GROUND STRAP
7	23-26819		4	BUSHING, NYLON - CLAMPING LEVER
8	23-31293		2	BUSHING, RUBBER - CLAMPING LEVER
9	17-58997		2	PIN, ROLL - CLAMPING LEVER
10	10-28634		1	SCREW, BOTTOM COWL FLUSHING HOLE
11	12-20260		1	WAHSER, BOTTOM COWL FLUSHING HOLE SCREW
12	56712		1	NOZZLE, TELL TALE
13	10-35519		1	SCREW, TELL TALE NOZZLE TO BOTTOM COWL
14	32-34395A1		1	TUBE, TELL TALE (7 1/4")
15	22-25885		1	ELBOW, TELL TALE - HOSE TO CYLINDER BLOCK
16	27-45748	●	1	GASKET, POWERHEAD TO BOTTOM COWL
17	27-55847	●	1	GASKET <b>EXHAUST RELIEF COVER TO BOTTOM COWL</b>
18	55936		1	COVER, EXHAUST RELIEF
19	10-31206		9	SCREW, EXHUAST RELIEF COVER TO BOTTOM COWL (7/16")
20	87-69508A2		1	STOP SWITCH ASSEMBLY <b>(INCLUDES A-87-69509A1 COVER)</b>
21	13-69845		1	LOCKWASHER, STOP SWITCH
22	11-69844		1	NUT, STOP SWITCH
-	<b>27-46232A73</b>		<b>0</b>	<b>GASKET SET</b>

● = CONTENTS OF A-[27-46232A73] GASKET SET

# DRIVE SHAFT HOUSING ASSEMBLY



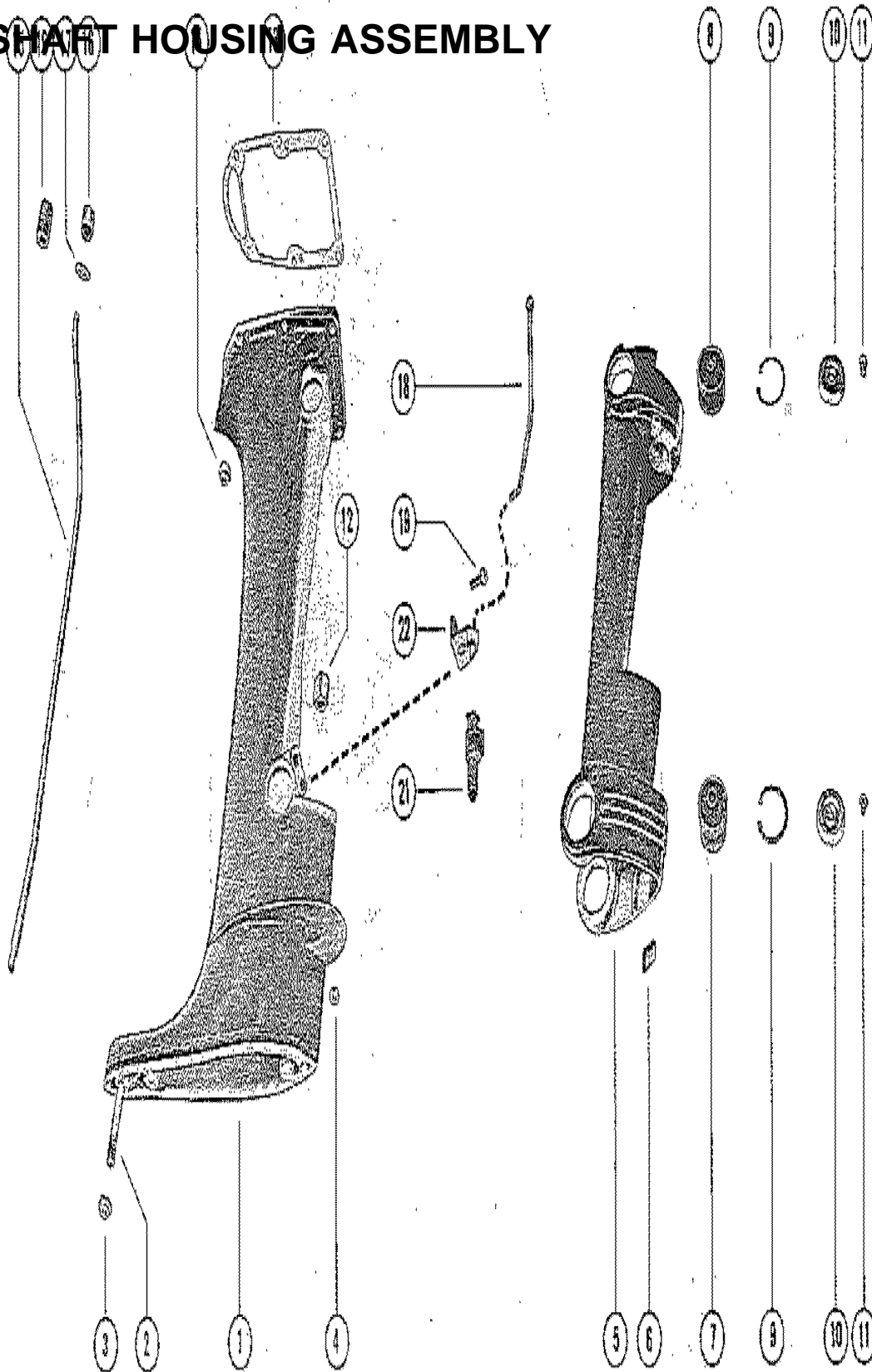
# DRIVE SHAFT HOUSING ASSEMBLY

REF. NO.	PART NO.	SYM.	QTY.	DESCRIPTION
1	1538-4937A2		1	DRIVE SHAFT HOUSING ASSEMBLY (SHORT SHAFT)
	1542-4938A2		1	DRIVE SHAFT HOUSING ASSEMBLY (LONG SHAFT)
2	16-66373		1	STUD, DRIVE SHAFT HOUSING TO GEAR HOUSING
3	11-35814		1	NUT DRIVE SHAFT HOUSING TO GEAR HOUSING STUD
4	11-34863		1	NUT GEAR HOUSING TO DRIVE SHFT HOUSING STUD
5	1539-4927A1		1	SADDLE ASSEMBLY UNITED STATES 4869517 AND BELOW AUSTRALIA 8052879 AND BELOW BELGIUM 9186200 AND BELOW CANADA 7112922 AND BELOW
	1539-6676A1		1	SADDLE ASSEMBLY UNITED STATES 4869518 AND UP AUSTRALIA 8052880 AND UP BELGIUM 9186201 AND UP CANADA 7112923 AND UP
6	64076		1	BUMPER, THRUST - SADDLE
7	77754		2	MOUNT, OWER UNITED STATES 5270783 AND BELOW AUSTRALIA 8059344 AND BELOW BELGIUM 9221755 AND BELOW CANADA 7128837 AND BELOW
8	77753		2	MOUNT, UPPER (SEE NOTE BELOW) UNITED STATES 5270783 AND BELOW AUSTRALIA 8059344 AND BELOW BELGIUM 9221755 AND BELOW CANADA 7128837 AND BELOW
7	79896A1		2	MOUNT ASSEMBLY, LOWER UNITED STATES 5270784 AND UP AUSTRALIA 8059345 AND UP BELGIUM 9221756 AND UP CANADA 7128838 AND UP
8	79985A1		2	MOUNT ASSEMBLY, UPPER (SEE NOTE BELOW) UNITED STATES 5270784 AND UP AUSTRALIA 8059345 AND UP BELGIUM 9221756 AND UP CANADA 7128838 AND UP
9	53-26406		4	RING, RETAINING - UPPER AND LOWER MOUNT
10	71490		4	COVER, UPPER AND LOWER MOUNT UNITED STATES 5270783 AND BELOW AUSTRALIA 8059344 AND BELOW BELGIUM 9221755 AND BELOW CANADA 7128837 AND BELOW
11	10-48408		4	SCREW UPPER AND LOWER MOUNT COVER RETAINING (1/2") UNITED STATES 5270783 AND BELOW AUSTRALIA 8059344 AND BELOW BELGIUM 9221755 AND BELOW CANADA 7128837 AND BELOW
10	79907		4	COVER, UPPER AND LOWER MOUNT UNITED STATES 5270784 AND UP AUSTRALIA 8059345 AND UP BELGIUM 9221756 AND UP CANADA 7128838 AND UP
12	55435		1	BLOCK, BEARING - DRIVE SHAFT (LONG SHAFT)
13	27-59079	●	1	GASKET, BOTTOM COWL TO DRIVE SHFT HOUSING
14	11-46887		4	NUT DRIVE SHAFT HOUSING TO POWERHEAD STUDS
	11-24652		2	NUT DRIVE SHAFT HOUSING TO POWERHEAD STUDS
15	32-31940		1	TUBE, WATER OUTLET (SHORT SHAFT)
	32-32077		1	TUBE, WATER OUTLET (LONG SHAFT)
16	26-36556	●	1	SEAL, RUBBER - WATER OUTLET TUBE
17	23-86214		1	BEARING, NYLON - OUTLET TUBE SEAL

● = CONTENTS OF A-[27-46232A73] GASKET SET

CONTINUED ON NEXT PAGE ➡

# DRIVE SHAFT HOUSING ASSEMBLY

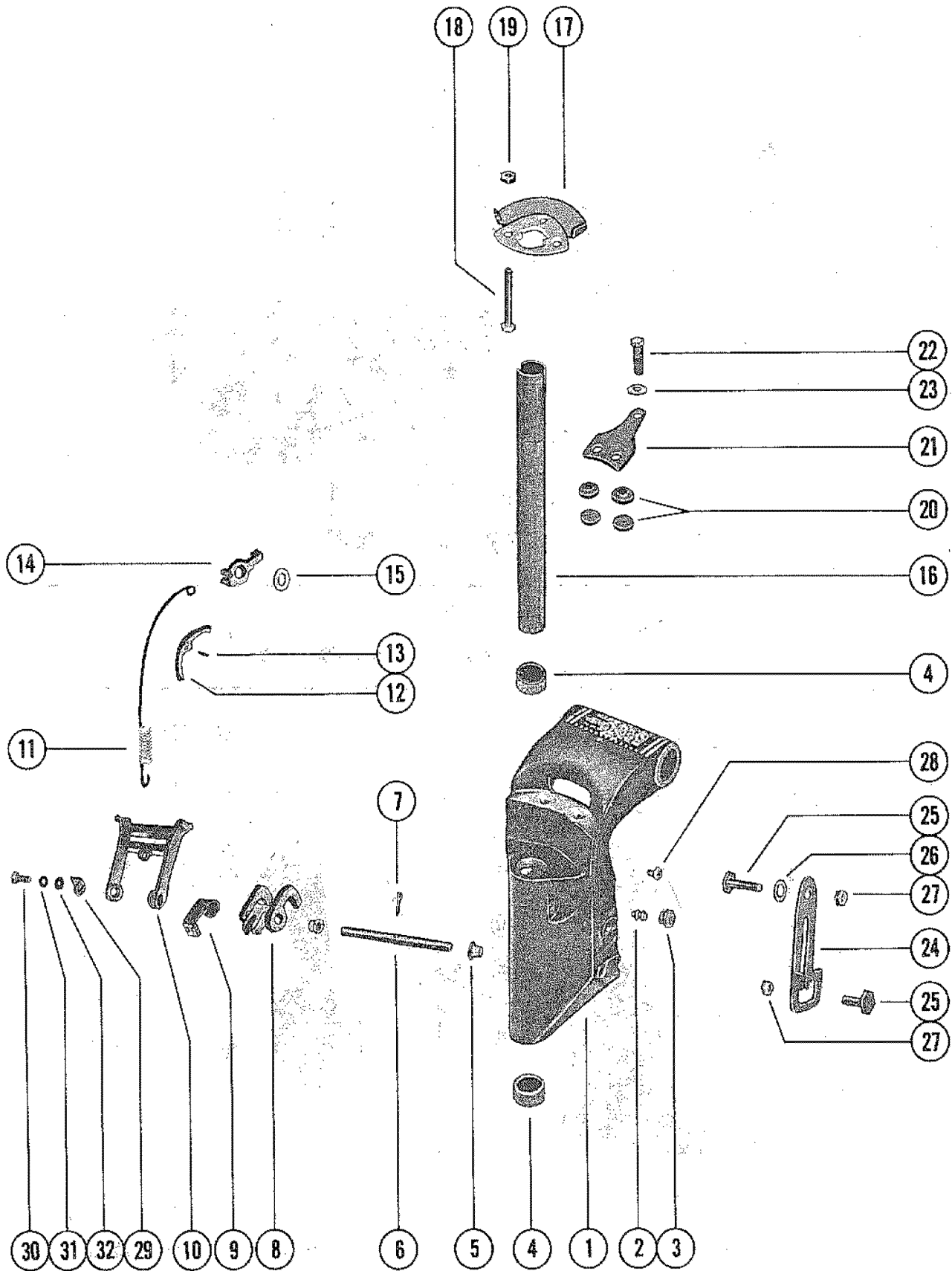


## DRIVE SHAFT HOUSING ASSEMBLY

REF. NO.	PART NO.	SYM.	QTY.	DESCRIPTION
18	71057		1	LINK ROD, REVERSE LOCK
19	10-65414		2	SCREW <b>CAM RETAINER TO DRIVE SHAFT HOUSING (3/4")</b>
21	65216		1	CAM, REVERSE LOCK
22	72007		1	RETAINER, REVERSE LOCK CAM
-	<b>27-46232A73</b>		<b>0</b>	<b>GASKET SET</b>

FOR MERC 4.5 LONG SHAFT ENGINES, REPLACE UPPER MOUNTS A-77753 OR A-79985A1 WITH 2 OF [A-77757] OR [A-79896A1] MOUNTS DEPENDING ON SERIAL GROUP.

# SWIVEL BRACKET ASSEMBLY



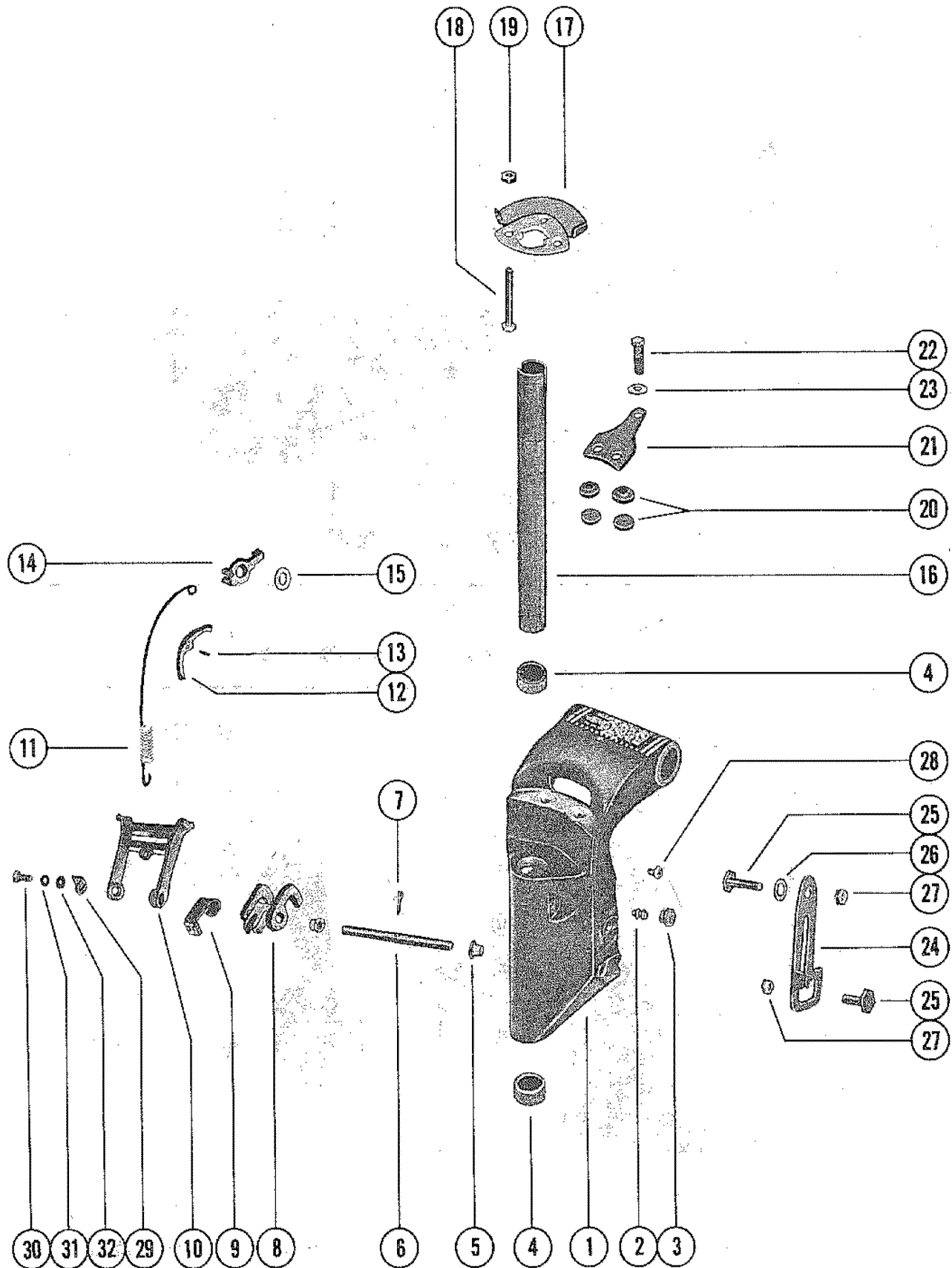


# SWIVEL BRACKET ASSEMBLY

REF. NO.	PART NO.	SYM.	QTY.	DESCRIPTION
1	1471-5822A1		1	SWIVEL BRACKET ASSEMBLY UNITED STATES 4419186 AND BELOW AUSTRALIA 8039674 AND BELOW BELGIUM 9125664 AND BELOW CANADA 7080422 AND BELOW
	1471-5910A1		1	SWIVEL BRACKET ASSEMBLY UNITED STATES 4419187 THRU 4869517 AUSTRALIA 8039675 THRU 8052879 BELGIUM 9125665 THRU 9186200 CANADA 7080423 THRU 7112922
	1471-6578A1		1	SWIVEL BRACKET ASSEMBLY UNITED STATES 4869518 THRU 5270783 AUSTRALIA 8052880 THRU 8059344 BELGIUM 9186201 THRU 9221755 CANADA 7112923 THRU 7128837
	1471-7324A1		1	SWIVEL BRACKET ASSEMBLY UNITED STATES 5270784 AND UP AUSTRALIA 8059345 AND UP BELGIUM 9221756 AND UP CANADA 7128838 AND UP
2	29359		1	LUBRICAP, GREASE FITTING - SWIVEL BRACKET UNITED STATES 4419186 AND BELOW AUSTRALIA 8039674 AND BELOW BELGIUM 9125664 AND BELOW CANADA 7080422 AND BELOW
3	22-31345		1	FITTING, GREASE - SWIVEL BRACKET UNITED STATES 4419186 AND BELOW AUSTRALIA 8039674 AND BELOW BELGIUM 9125664 AND BELOW CANADA 7080422 AND BELOW
	22-74036		3	FITTING, GREASE - SWIVEL BRACKET UNITED STATES 4419187 AND UP AUSTRALIA 8039675 AND UP BELGIUM 9125665 AND UP CANADA 7080423 AND UP
4	23-64028		2	BUSHING, SWIVEL BRACKET
5	23-26841		2	BUSHING, NYLON - REVERSE LOCK LEVER ROD
6	63551		1	ROD, REVERSE LOCK TO SWIVEL BRACKET UNITED STATES 4419186 AND BELOW AUSTRALIA 8039674 AND BELOW BELGIUM 9125664 AND BELOW CANADA 7080422 AND BELOW
	71419		1	ROD, REVERSE LOCK TO SWIVEL BRACKET UNITED STATES 4419187 AND UP AUSTRALIA 8039675 AND UP BELGIUM 9125665 AND UP CANADA 7080423 AND UP
7	18-45582		1	COTTER PIN, REVERSE LOCK LEVER TO ROD
8	63628		1	LEVER, REVERSE LOCK
9	61007		1	RETAINER, ROD - REVERSE LOCK
10	63559		1	BRACKET, TROLL
11	24-63630		1	SPRING, EXTENSION - TROLL BRACKET
12	63554		1	GUIDE, SPRING
13	17-25319		1	ROLL PIN, SPRING GUIDE
14	63553		1	LEVER, CONTROL - TROLL BRACKET UNITED STATES 4869517 AND BELOW AUSTRALIA 8052879 AND BELOW BELGIUM 9186200 AND BELOW CANADA 7112922 AND BELOW
	79744		1	LEVER, CONTROL - BRACKET UNITED STATES 4869518 AND UP AUSTRALIA 8052880 AND UP BELGIUM 9186201 AND UP CANADA 7112923 AND UP
15	13-63631		1	WASHER, WAVE - TROLL BRACKET LEVER
16	66559		1	SWIVEL PIN, SWIVEL BRACKET TO SADDLE
17	64004		1	CO-PILOT DISC UNITED STATES 4869517 AND BELOW AUSTRALIA 8052879 AND BELOW BELGIUM 9186200 AND BELOW CANADA 7112922 AND BELOW

CONTINUED ON NEXT PAGE ➡

# SWIVEL BRACKET ASSEMBLY

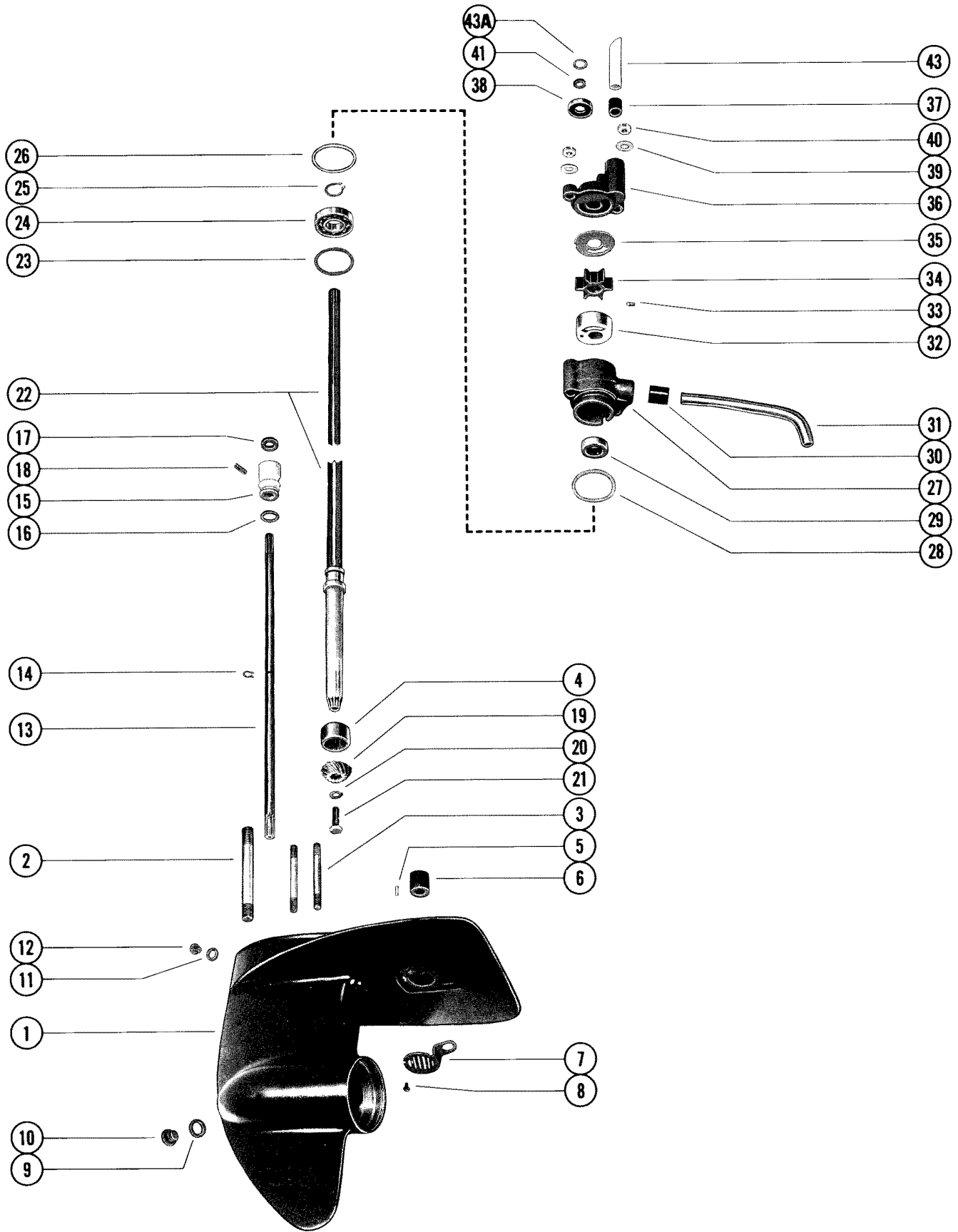


# SWIVEL BRACKET ASSEMBLY

REF. NO.	PART NO.	SYM.	QTY.	DESCRIPTION
18	10-30679		3	SCREW, CO-PILOT DISC TO SADDLE (2 1/4") UNITED STATES 4869517 AND BELOW AUSTRALIA 8052879 AND BELOW BELGIUM 9186200 AND BELOW CANADA 7112922 AND BELOW
17	77334		1	CO-PILOT DISC UNITED STATES 4869518 AND UP AUSTRALIA 8052880 AND UP BELGIUM 9186201 AND UP CANADA 7112923 AND UP
18	10-78038		3	SCREW, CO-PILOT DISC TO SADDLE (1 3/4") UNITED STATES 4869518 AND UP AUSTRALIA 8052880 AND UP BELGIUM 9186201 AND UP CANADA 7112923 AND UP
19	11-46887		3	NUT, CO-PILOT DISC FASTENING SCREW UNITED STATES 4869517 AND BELOW AUSTRALIA 8052879 AND BELOW BELGIUM 9186200 AND BELOW CANADA 7112922 AND BELOW
20	20203		4	DISC FRICTION - CLAMP PLATE AND SWIVEL BRACKET
21	63647		1	PLATE, CLAMP - CO-PILOT UNITED STATES 4419186 AND BELOW AUSTRALIA 8039674 AND BELOW BELGIUM 9125664 AND BELOW CANADA 7080422 AND BELOW
22	10-62506		1	SCREW, CLAMP PLATE ADJUSING UNITED STATES 4419186 AND BELOW AUSTRALIA 8039674 AND BELOW BELGIUM 9125664 AND BELOW CANADA 7080422 AND BELOW
21	72845A1		1	PLATE ASSEMBLY, CLAMP - CO-PILOT UNITED STATES 4419187 AND UP AUSTRALIA 8039675 AND UP BELGIUM 9125665 AND UP CANADA 7080423 AND UP
22	10-36154		1	SCREW, CLAMP PLATE ADJUSTING 1 UNITED STATES 4419187 AND UP AUSTRALIA 8039675 AND UP BELGIUM 9125665 AND UP CANADA 7080423 AND UP
23	12-35462		1	WASHER, CLAMP PLATE ADJUSITNG SCREW
24	63310A1		1	LEVER ASSEMBLY, TILT STOP UNITED STATES 5270783 AND BELOW AUSTRALIA 8059344 AND BELOW BELGIUM 9221755 AND BELOW CANADA 7128837 AND BELOW
	79502A1		1	LEVER ASSEMBLY, TILT STOP UNITED STATES 5270784 AND UP AUSTRALIA 8059345 AND UP BELGIUM 9221756 AND UP CANADA 7128838 AND UP
25	10-63311		2	SCREW, TILT STOP LEVER
26	13-31030		1	WASHER, WAVE - LEVER ANCHOR SCREW
27	11-35888		2	NUT, TILT STOP LEVER SCREW
28	10-36398		1	SCREW, SWIVEL BRACKET (1/4") UNITED STATES 4869517 AND BELOW AUSTRALIA 8052879 AND BELOW BELGIUM 9186200 AND BELOW CANADA 7112922 AND BELOW
29	72794		1	STOP, REVERSE LOCK UNITED STATES 4419187 AND UP AUSTRALIA 8039675 AND UP BELGIUM 9125665 AND UP CANADA 7080423 AND UP
30	10-71056		1	SCREW, REVERSE STOP TO SWIVEL BRACKET UNITED STATES 4419187 AND UP AUSTRALIA 8039675 AND UP BELGIUM 9125665 AND UP CANADA 7080423 AND UP
31	13-26992		1	LOCKWASHER, REVERSE STOP SCREW UNITED STATES 4419187 AND UP AUSTRALIA 8039675 AND UP BELGIUM 9125665 AND UP CANADA 7080423 AND UP
32	12-71055		1	WASHER, REVERSE STOP SCREW UNITED STATES 4419187 AND UP AUSTRALIA 8039675 AND UP BELGIUM 9125665 AND UP CANADA 7080423 AND UP

CONTINUED ON NEXT PAGE ➡

# GEAR HOUSING ASSEMBLY, COMPLETE (PAGE 1)



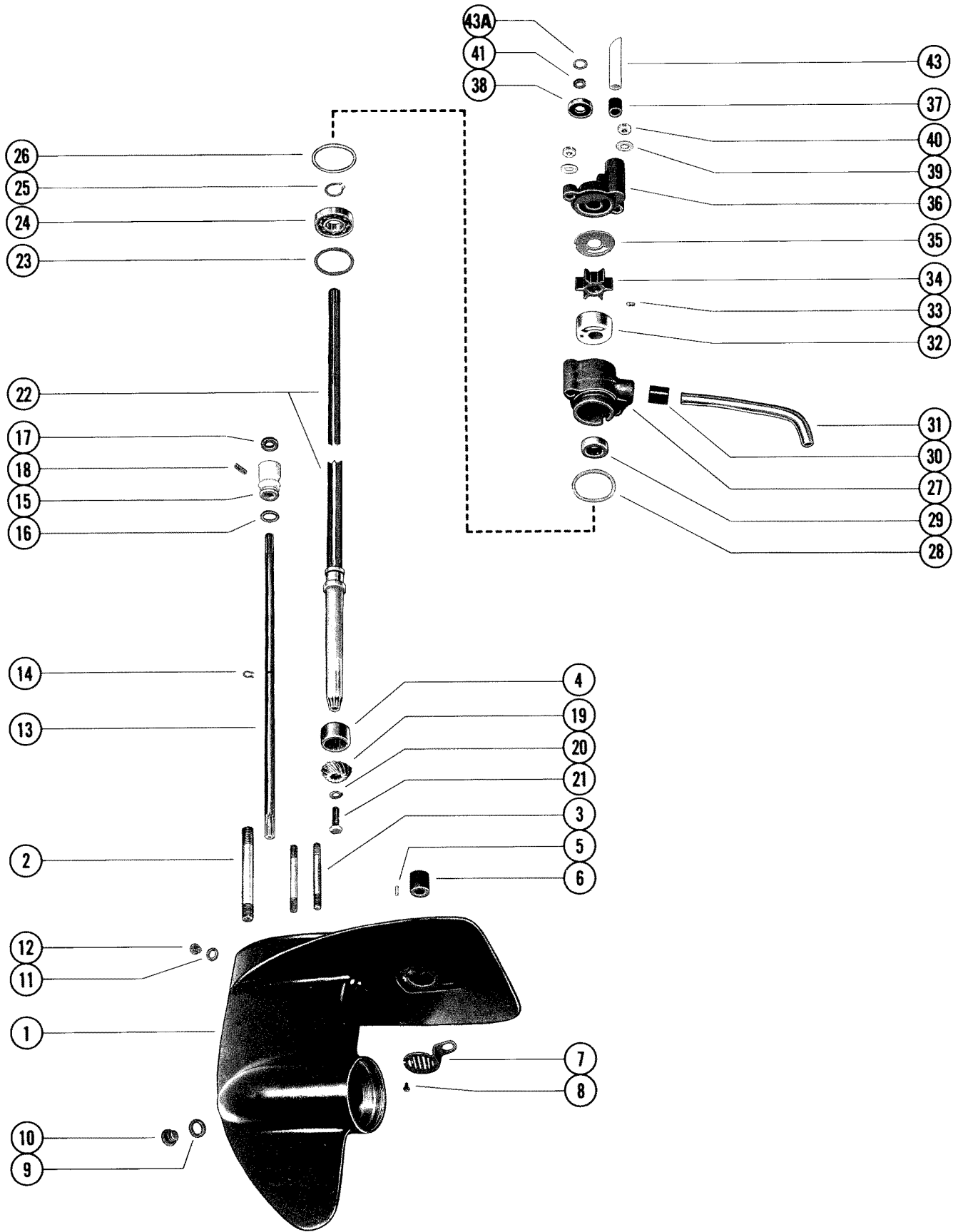
# GEAR HOUSING ASSEMBLY, COMPLETE (PAGE 1)

REF. NO.	PART NO.	SYM.	QTY.	DESCRIPTION
-	1630-4921A24		1	GEAR HOUSING ASSEMBLY, COMPLETE(SHORT SHAFT) SEE NOTE BELOW UNITED STATES 4377556 AND BELOW AUSTRALIA 8037074 AND BELOW BELGIUM 9110488 AND BELOW CANADA 7072372 AND BELOW
-	1630-4921A25		1	GEAR HOUSING ASSEMBLY, COMPLETE(LONG SHAFT) SEE NOTE BELOW UNITED STATES 4377556 AND BELOW AUSTRALIA 8037074 AND BELOW BELGIUM 9110488 AND BELOW CANADA 7072372 AND BELOW
-	1630-5908A6		1	GEAR HOUSING ASSEMBLY, COMPLETE(SHORT SHAFT) SEE NOTE BELOW UNITED STATES 4377557 THRU 5270783 AUSTRALIA 8037075 THRU 8059344 BELGIUM 9110489 THRU 9221755 CANADA 7072373 THRU 7128837
-	1630-5908A7		1	GEAR HOUSING ASSEMBLY, COMPLETE(LONG SHAFT) SEE NOTE BELOW UNITED STATES 4377557 THRU 5270783 AUSTRALIA 8037075 THRU 8059344 BELGIUM 9110489 THRU 9221755 CANADA 7072373 THRU 7128837
-	1630-7360A12		1	GEAR HOUSING ASSEMBLY, COMPLETE(SHORT SHAFT) SEE NOTE BELOW UNITED STATES 5270784 THRU 5397701 AUSTRALIA 8059345 THRU 8059594 BELGIUM 9221756 THRU 9244405 CANADA 7128838 THRU 7137937
-	1630-7360A13		1	GEAR HOUSING ASSEMBLY, COMPLETE(LONG SHAFT) 1 SEE NOTE BELOW UNITED STATES 5270784 THRU 5397701 AUSTRALIA 8059345 THRU 8059594 BELGIUM 9221756 THRU 9244405 CANADA 7128838 THRU 7137937
-	1630-7360A25		1	GEAR HOUSING ASSEMBLY, COMPLETE(SHORT SHAFT) SEE NOTE BELOW UNITED STATES 5397702 AND UP BELGIUM 9244406 AND UP CANADA 7137937 AND UP
-	1630-7360A26		1	GEAR HOUSING ASSEMBLY, COMPLETE(LONG SHAFT) SEE NOTE BELOW UNITED STATES 5397702 AND UP BELGIUM 9244406 AND UP CANADA 7137937 AND UP
1	1630-4921A1		1	GEAR HOUSING ASSEMBLY UNITED STATES 4377556 AND BELOW AUSTRALIA 8037074 AND BELOW BELGIUM 9110488 AND BELOW CANADA 7072372 AND BELOW
	1630-5908A5		1	GEAR HOUSING ASSEMBLY UNITED STATES 4377557 THRU 5270783 AUSTRALIA 8037075 THRU 8059344 BELGIUM 9110489 THRU 9221755 CANADA 7072373 THRU 7128837
	1630-7360A11		1	GEAR HOUSING ASSEMBLY UNITED STATES 5270784 AND UP AUSTRALIA 8059345 AND UP BELGIUM 9221756 AND UP CANADA 7128838 AND UP
2	16-58138		1	STUD GEAR HOUSING TO DRIVE SHAFT HOUSING (3 1/2")
3	16-58136		2	STUD WATER PUMP HOUSING TO GEAR HOUSING (2 3/4")
4	31-22756		1	BEARING, ROLLER - DRIVE SHAFT
5	17-20032		1	PIN, DOWEL - LOCATING
6	26-33613	●	1	SEAL, RUBBER - WATER INTAKE TUBE
-	<b>23-86215</b>		1	<b>BEARING, NYLON - INTAKE TUBE SEAL</b>
7	35-33425		1	SCREEN, WATER INTAKE
8	10-28642		1	SCREW WATER INTAKE SCREEN TO GEAR HOUSING
9	12-20260		1	WASHER, GREASE FILLER HOLE SCREW

● = CONTENTS OF A-[27-46232A73] GASKET SET

CONTINUED ON NEXT PAGE ➡

# GEAR HOUSING ASSEMBLY, COMPLETE (PAGE 1)



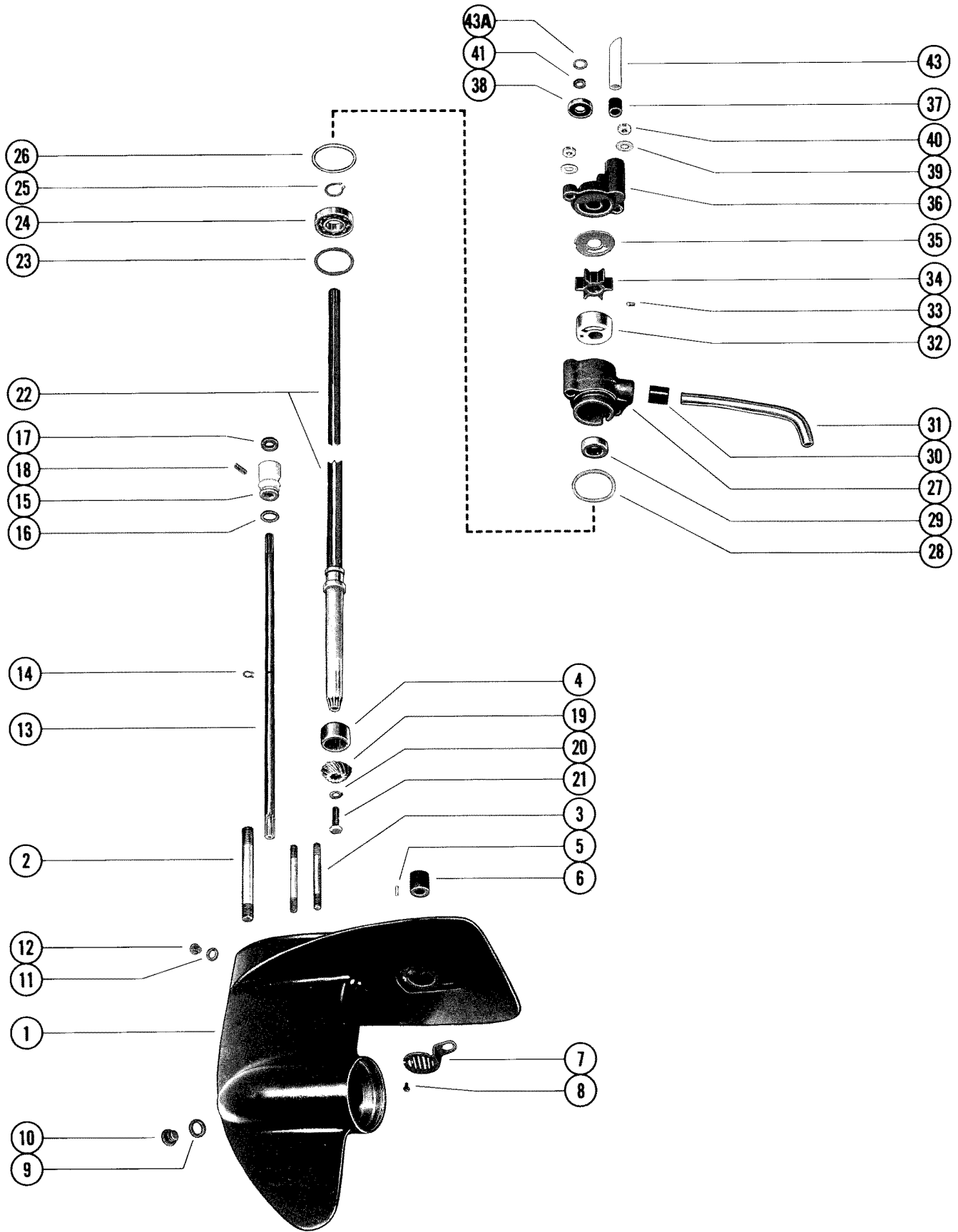
# GEAR HOUSING ASSEMBLY, COMPLETE (PAGE 1)

REF. NO.	PART NO.	SYM.	QTY.	DESCRIPTION
10	10-28634		1	SCREW, GREASE FILLER HOLE
11	12-20262		1	WASHER, GREASE VENT HOLE SCREW
12	10-28653		1	SCREW, GREASE VENT HOLE
13	71659A1		1	SHAFT ASSEMBLY, SHIFT(SHORT SHAFT)
	71658A1		1	SHAFT ASSEMBLY, SHIFT(LONG SHAFT)
14	53-22899		1	RING, RETAINING - SHIFT SHAFT
15	23-30676A1		1	BUSHING ASSEMBLY, SHIFT SHAFT
16	25-26802	●	1	"O" RING, SHIFT SHAFT BUSHING
17	26-30696		1	OIL SEAL, SHIFT SHAFT BUSHING
18	10-39149		1	SCREW, SHIFT SHAFT BUSHING RETAINER (1/2")
19	43-48579		1	GEAR, PINION
20	14-30377		1	TAB WASHER, PINION GEAR SCREW
21	10-30376		1	SCREW, PINION GEAR TO DRIVE SHAFT (3/4")
22	45-75034		1	DRIVE SHAFT(SHORT SHAFT) <b>UNITED STATES 5397701 AND BELOW AUSTRALIA 8059594 AND BELOW BELGIUM 9244405 AND BELOW CANADA 7137937 AND BELOW</b>
	45-75033		1	DRIVE SHAFT(LONG SHAFT) <b>UNITED STATES 5397701 AND BELOW AUSTRALIA 8059594 AND BELOW BELGIUM 9244405 AND BELOW CANADA 7137937 AND BELOW</b>
	45-79824		1	DRIVE SHAFT(SHORT SHAFT) <b>UNITED STATES 5397702 AND UP BELGIUM 9244406 AND UP CANADA 7137937 AND UP</b>
	45-79825		1	DRIVE SHAFT(LONG SHAFT) <b>UNITED STATES 5397702 AND UP BELGIUM 9244406 AND UP CANADA 7137937 AND UP</b>
23	15-30527A1		AR	SHIM ASSEMBLY <b>BALL BEARING TO GEAR HOUSING (.002-3-5-10)</b>
24	30-70944		1	BEARING, BALL - DRIVE SHAFT
25	53-30523		1	RING, RETAINING - BALL BEARING
26	15-30527A1		AR	SHIM ASSEMBLY <b>BALL BEARING TO PUMP HOUSING (.002-3-5-10)</b>
27	46-70941A1		1	WATER PUMP HOUSING ASSEMBLY
28	25-29439	●	1	"O" RING, WATER PUMP HOUSING
29	26-30900		1	OIL SEAL, WATER PUMP HOUSING
30	26-33613	●	1	SEAL, WATER INTAKE TUBE
31	32-34293		1	TUBE, WATER INTAKE
32	70977		1	INSERT, WATER PUMP HOUSING
33	28-56655		1	KEY, IMPELLER DRIVE
34	47-65957		1	IMPELLER, WATER PUMP
35	46895		1	PLATE, FACE - WATER PUMP HOUSING TO COVER
36	46896A1		1	WATER PUMP COVER ASSEMBLY
37	26-36558	●	1	SEAL, WATER PUMP COVER
-	<b>23-86214</b>		1	<b>BEARING, NYLON - WATER PUMP COVER</b>
38	26-30913		1	OIL SEAL, WATER PUMP COVER
39	12-20533		2	WASHER <b>WATER PUMP HOUSING AND COVER STUD</b>

● = CONTENTS OF A-[27-46232A73] GASKET SET

CONTINUED ON NEXT PAGE ➡

# GEAR HOUSING ASSEMBLY, COMPLETE (PAGE 1)





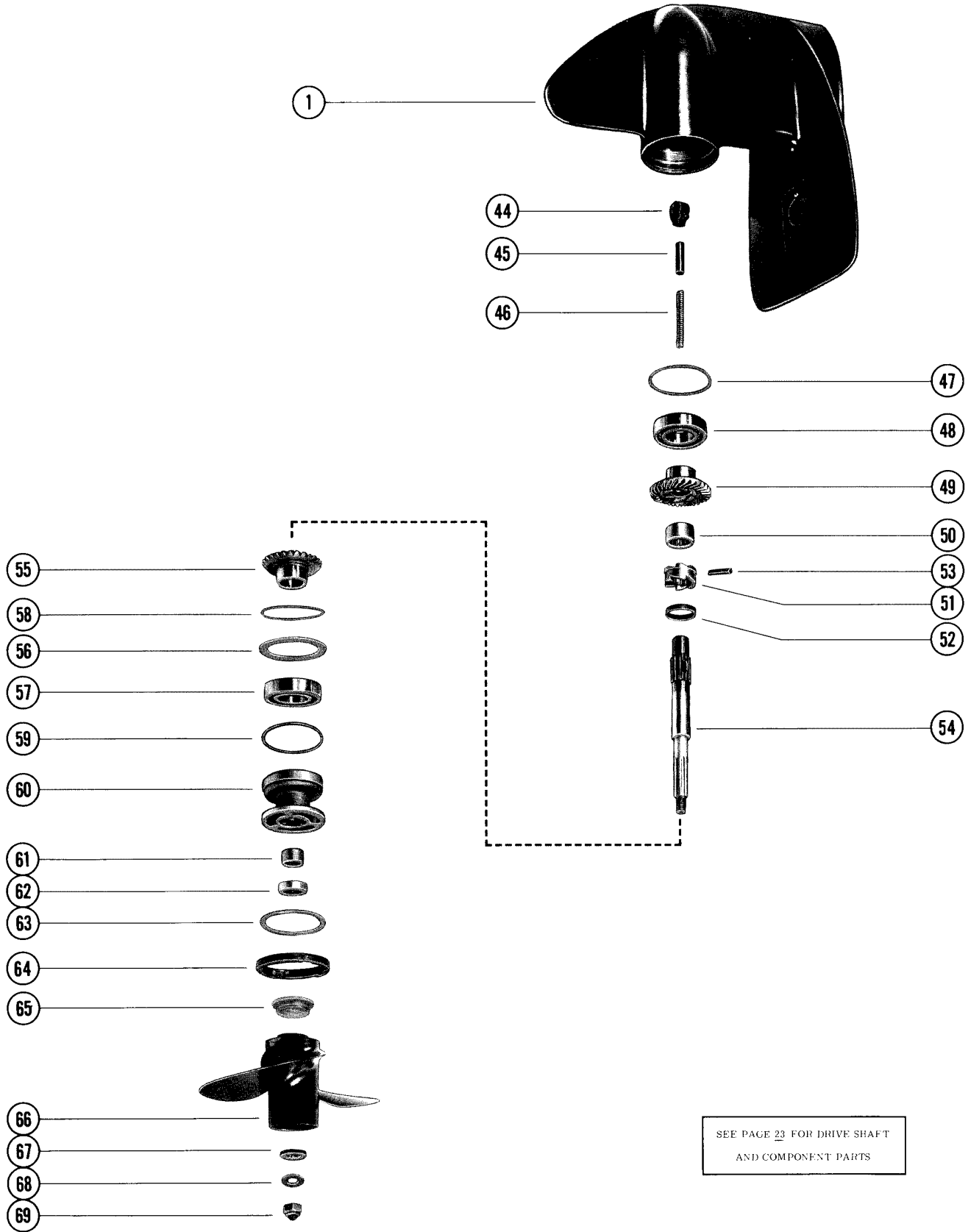
## GEAR HOUSING ASSEMBLY, COMPLETE (PAGE 1)

REF. NO.	PART NO.	SYM.	QTY.	DESCRIPTION
40	11-35888		2	NUT, WATER PUMP HOUSING STUD
41	25-30526	●	1	RING, RUBBER - CENTRIFUGAL SLINGER
43	23-31792		1	SLEEVE, GUIDE - INLET TUBE
43A	25-85148	■	1	"O" RING, DRIVE SHAFT <b>UNITED STATES 5397702 AND UP BELGIUM 9244406 AND UP CANADA 7137937 AND UP</b>
-	<b>46-70941A3</b>		<b>0</b>	<b>WATER PUMP KIT</b>
-	<b>26-77066A1</b>		<b>0</b>	<b>SEAL KIT</b>
-	<b>27-46232A73</b>		<b>0</b>	<b>GASKET SET</b>
-	<b>27-78139A79</b>		<b>0</b>	<b>GASKET SET</b>

THE ENCLOSED GEAR HOUSINGS INCLUDE ALL PARTS FROM REF. #1-64 AS LISTED UNDER "GEAR HOUSING ASSEMBLY, COMPLETE"

- = CONTENTS OF A-[27-46232A73] GASKET SET
- = CONTENTS OF A-[27-78139A79] GASKET SET

# GEAR HOUSING ASSEMBLY, COMPLETE (PAGE 2)



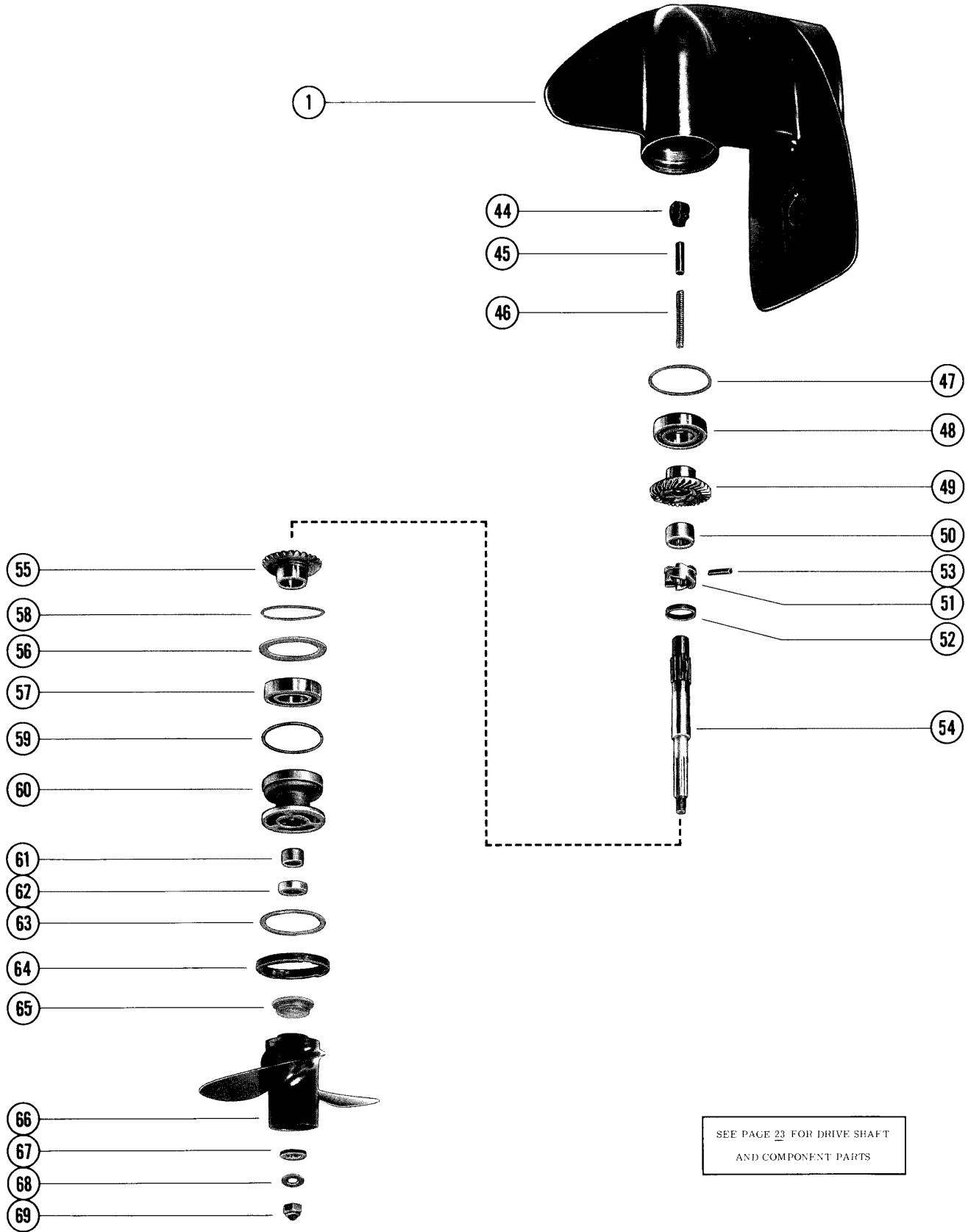
SEE PAGE 23 FOR DRIVE SHAFT  
AND COMPONENT PARTS

## GEAR HOUSING ASSEMBLY, COMPLETE (PAGE 2)

REF. NO.	PART NO.	SYM.	QTY.	DESCRIPTION
-	1630-4921A24		1	GEAR HOUSING ASSEMBLY, COMPLETE (SHORT SHAFT) UNITED STATES 4377556 AND BELOW AUSTRALIA 8037074 AND BELOW BELGIUM 9110488 AND BELOW CANADA 7072372 AND BELOW
-	1630-4921A25		1	GEAR HOUSING ASSEMBLY, COMPLETE (LONG SHAFT) UNITED STATES 4377556 AND BELOW AUSTRALIA 8037074 AND BELOW BELGIUM 9110488 AND BELOW CANADA 7072372 AND BELOW
-	1630-5908A6		1	GEAR HOUSING ASSEMBLY, COMPLETE (SHORT SHAFT) UNITED STATES 4377557 THRU 5270783 AUSTRALIA 8037075 THRU 8059344 BELGIUM 9110489 THRU 9221755 CANADA 7072373 THRU 7128837
-	1630-5908A7		1	GEAR HOUSING ASSEMBLY, COMPLETE (LONG SHAFT) UNITED STATES 4377557 THRU 5270783 AUSTRALIA 8037075 THRU 8059344 BELGIUM 9110489 THRU 9221755 CANADA 7072373 THRU 7128837
-	1630-7360A12		1	GEAR HOUSING ASSEMBLY, COMPLETE (SHORT SHAFT) UNITED STATES 5270784 THRU 5397701 AUSTRALIA 8059345 THRU 8059594 BELGIUM 9221756 THRU 9244405 CANADA 7128838 THRU 7137937
-	1630-7360A13		1	GEAR HOUSING ASSEMBLY, COMPLETE (LONG SHAFT) UNITED STATES 5270784 THRU 5397701 AUSTRALIA 8059345 THRU 8059594 BELGIUM 9221756 THRU 9244405 CANADA 7128838 THRU 7137937
-	1630-7360A25		1	GEAR HOUSING ASSEMBLY, COMPLETE (SHORT SHAFT) UNITED STATES 5397702 AND UP BELGIUM 9244406 AND UP CANADA 7137937 AND UP
-	1630-7360A26		1	GEAR HOUSING ASSEMBLY, COMPLETE (LONG SHAFT) UNITED STATES 5397702 AND UP BELGIUM 9244406 AND UP CANADA 7137937 AND UP
1	1630-4921A1		1	GEAR HOUSING ASSEMBLY SEE "GEAR HOUSING ASSEMBLY, COMPLETE" (PAGE 1) FOR PARTS BREAKDOWN UNITED STATES 4377556 AND BELOW AUSTRALIA 8037074 AND BELOW BELGIUM 9110488 AND BELOW CANADA 7072372 AND BELOW
	1630-5908A5		1	GEAR HOUSING ASSEMBLY SEE "GEAR HOUSING ASSEMBLY, COMPLETE" (PAGE 1) FOR PARTS BREAKDOWN UNITED STATES 4377557 THRU 5270783 AUSTRALIA 8037075 THRU 8059344 BELGIUM 9110489 THRU 9221755 CANADA 7072373 THRU 7128837
	1630-7360A11		1	GEAR HOUSING ASSEMBLY SEE "GEAR HOUSING ASSEMBLY, COMPLETE" (PAGE 1) FOR PARTS BREAKDOWN UNITED STATES 5270784 AND UP AUSTRALIA 8059345 AND UP BELGIUM 9221756 AND UP CANADA 7128838 AND UP
44	58981		1	CAM, SHAFT
45	31334		1	FOLLOWER, CAM
46	24-31333		1	SPRING, COMPRESSION - CAM FOLLOWER UNITED STATES 4597261 AND BELOW AUSTRALIA 8044349 AND BELOW BELGIUM 9139799 AND BELOW CANADA 7091997 AND BELOW

CONTINUED ON NEXT PAGE ➡

# GEAR HOUSING ASSEMBLY, COMPLETE (PAGE 2)



SEE PAGE 23 FOR DRIVE SHAFT  
AND COMPONENT PARTS

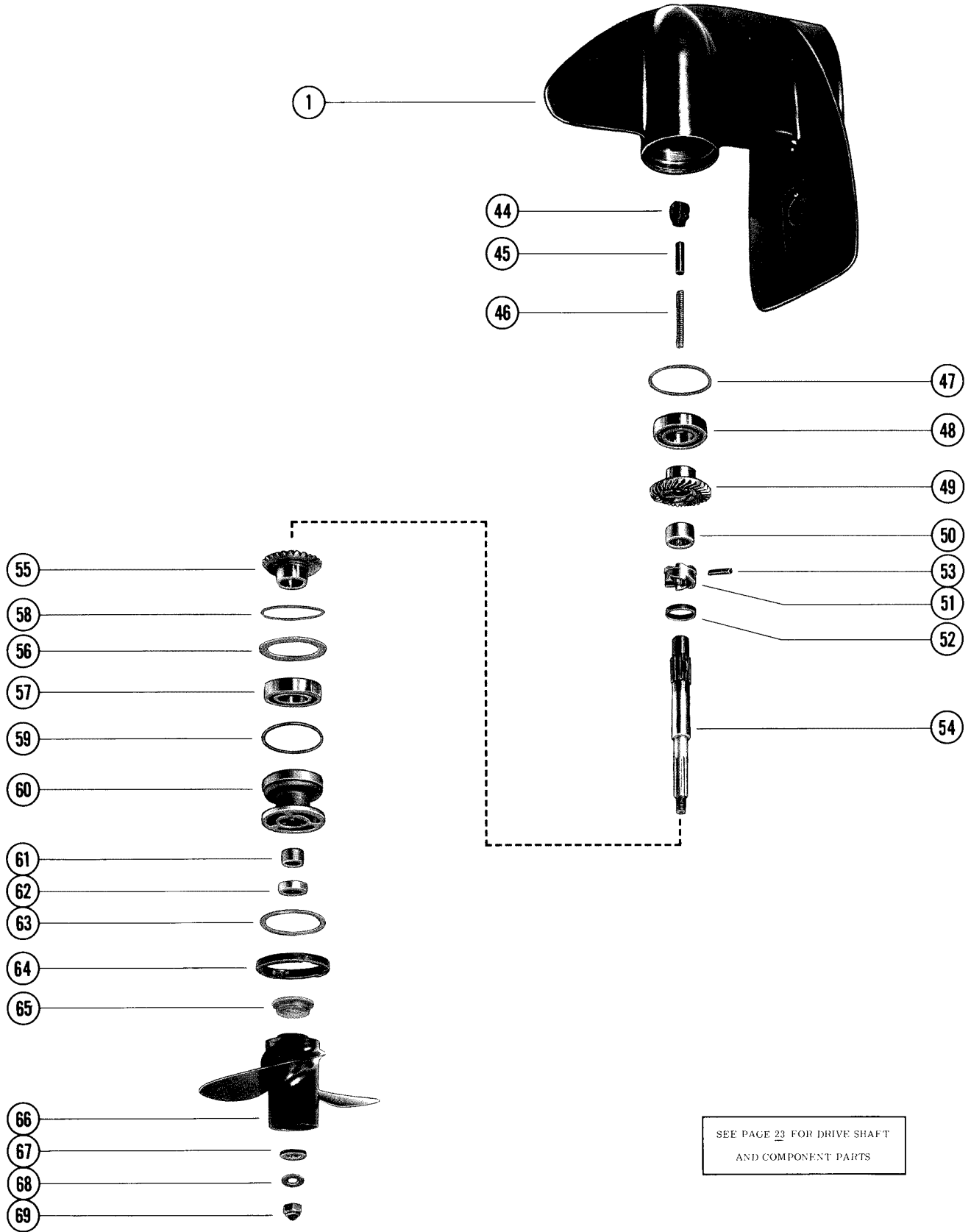
## GEAR HOUSING ASSEMBLY, COMPLETE (PAGE 2)

REF. NO.	PART NO.	SYM.	QTY.	DESCRIPTION
46	24-76298		1	SPRING, COMPRESSION - CAM FOLLOWER UNITED STATES 4597262 AND UP AUSTRALIA 8044350 AND UP BELGIUM 9139800 AND UP CANADA 7091998 AND UP
47	15-30522A1		AR	SHIM ASSEMBLY BEARING TO GEAR HOUSING (.002-3-5-10)
48	30-21889		1	BEARING, BALL - FORWARD GEAR
49	43-48577		1	FORWARD GEAR ASSEMBLY
50	31-22458		1	BEARING, ROLLER - FORWARD GEAR
51	52-63314		1	RATCHET, SLIDING CLUTCH
52	53-32449		1	RING, RETIANING, CROSS PIN
53	17-30535		1	PIN, CROSS - RATCHET TO PROPELLER SHAFT
54	44-65440A2		1	SHAFT ASSEMBLY, PROPELLER UNITED STATES 4597261 AND BELOW AUSTRALIA 8044349 AND BELOW BELGIUM 9139799 AND BELOW CANADA 7091997 AND BELOW
	44-75667A2		1	SHAFT ASSEMBLY, PROPELLER UNITED STATES 4597262 AND UP AUSTRALIA 8044350 AND UP BELGIUM 9139800 AND UP CANADA 7091998 AND UP
55	43-63316		1	REVERSE GEAR ASSEMBLY
56	12-30531		1	WASHER, THRUST - REVERSE GEAR UNITED STATES 4377556 AND BELOW AUSTRALIA 8037074 AND BELOW BELGIUM 9110488 AND BELOW CANADA 7072372 AND BELOW
	71479		1	SLEEVE, THRUST - REVERSE GEAR UNITED STATES 4377557 AND UP AUSTRALIA 8037075 AND UP BELGIUM 9110489 AND UP CANADA 7072373 AND UP
57	30-21889		1	BEARING, BALL - REVERSE GEAR
58	15-30532A1		AR	SHIM ASSEMBLY THRUST WASHER TO HOUSING (.002-3-5-10)
59	25-30529	●	1	"O" RING, BEARING CARRIER
60	63317A3		1	BEARING CARRIER ASSEMBLY UNITED STATES 4377556 AND BELOW AUSTRALIA 8037074 AND BELOW BELGIUM 9110488 AND BELOW CANADA 7072372 AND BELOW
	72673A1		1	BEARING CARRIER ASSEMBLY UNITED STATES 4377557 AND UP AUSTRALIA 8037075 AND UP BELGIUM 9110489 AND UP CANADA 7072373 AND UP
61	31-22458		1	BEARING, ROLLER - BEARING CARRIER
62	26-66022		1	OIL SEAL, BEARING CARRIER
63	12-30528		1	WASHER, GEAR HOUSING COVER UNITED STATES 4377556 AND BELOW AUSTRALIA 8037074 AND BELOW BELGIUM 9110488 AND BELOW CANADA 7072372 AND BELOW
64	30537		1	COVER, GEAR HOUSING UNITED STATES 4377556 AND BELOW AUSTRALIA 8037074 AND BELOW BELGIUM 9110488 AND BELOW CANADA 7072372 AND BELOW
	72671		1	COVER, GEAR HOUSING UNITED STATES 4377557 AND UP AUSTRALIA 8037075 AND UP BELGIUM 9110489 AND UP CANADA 7072373 AND UP
65	86665		1	GUIDE COLLAR, PROPELLER
66	48-77716A1		1	PROPELLER ASSEMBLY (2 BLADE - ALUMINUM - 7" PITCH)

● = CONTENTS OF A-[27-46232A73] GASKET SET

CONTINUED ON NEXT PAGE ➡

# GEAR HOUSING ASSEMBLY, COMPLETE (PAGE 2)

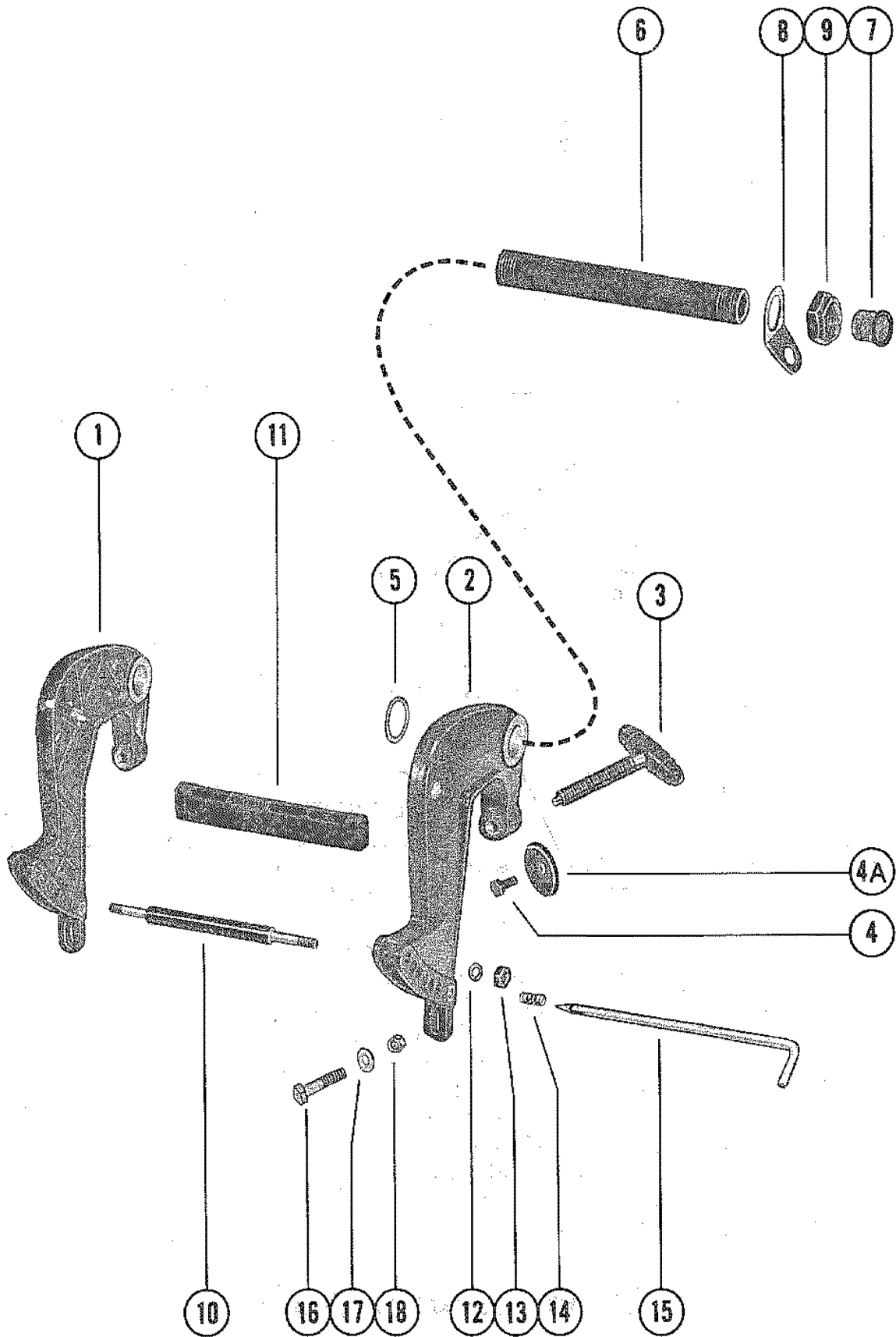


## GEAR HOUSING ASSEMBLY, COMPLETE (PAGE 2)

REF. NO.	PART NO.	SYM.	QTY.	DESCRIPTION
66	48-63494A1		OPT	PROPELLER ASSEMBLY (2 BLADE - ALUMINUM - 6" PITCH)
	48-65010A1		OPT	PROPELLER ASSEMBLY (2 BLADE - 8 1/4" DIA. ) - NYLON
-	<b>66606</b>		<b>1</b>	<b>THRUST HUB (USED WITH NYLON PROP ONLY)</b>
67	23-65439		1	SPACER, SPLINED - PROPELLER NUT
68	12-79552		OPT	WASHER, PROPELLER SHAFT
69	11-64075		1	NUT, PROPELLER
-	<b>27-46232A73</b>		<b>0</b>	<b>GASKET SET</b>

THE ENCLOSED GEAR HOUSINGS INCLUDE ALL PARTS FROM REF. #1-64 AS LISTED UNDER "GEAR HOUSING ASSEMBLY, COMPLETE"

# CLAMP BRACKET ASSEMBLY



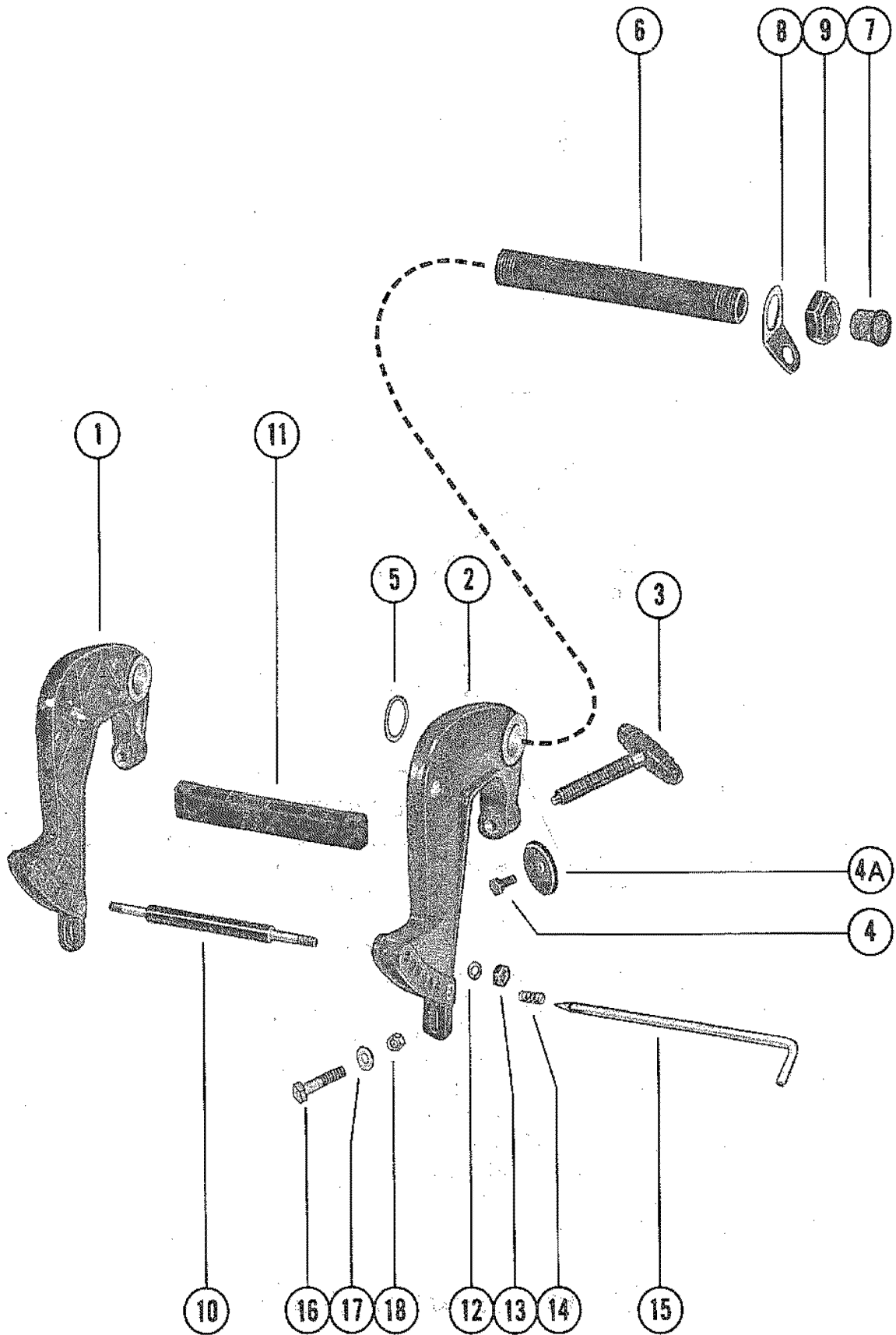


# CLAMP BRACKET ASSEMBLY

REF. NO.	PART NO.	SYM.	QTY.	DESCRIPTION
1	1468-5570A1		1	CLAMP BRACKET ASSEMBLY (PORT) UNITED STATES 4377556 AND BELOW AUSTRALIA 8037074 AND BELOW BELGIUM 9110488 AND BELOW CANADA 7072372 AND BELOW
2	1467-5571A1		1	CLAMP BRACKET ASSEMBLY (STARBOARD) UNITED STATES 4377556 AND BELOW AUSTRALIA 8037074 AND BELOW BELGIUM 9110488 AND BELOW CANADA 7072372 AND BELOW
3	69157A3		2	THUMB SCREW ASSEMBLY UNITED STATES 4377556 AND BELOW AUSTRALIA 8037074 AND BELOW BELGIUM 9110488 AND BELOW CANADA 7072372 AND BELOW
4	12-20214		2	WASHER, THUMB SCREW UNITED STATES 4377556 AND BELOW AUSTRALIA 8037074 AND BELOW BELGIUM 9110488 AND BELOW CANADA 7072372 AND BELOW
1	1468-5570A2		1	CLAMP BRACKET ASSEMBLY (PORT) WASHER ATTACHED WITH A RETAINING RING
2	1467-5571A2		1	CLAMP BRACKET ASSEMBLY (STARBOARD) WASHER ATTACHED WITH A RETAINING RING
3	74159A3		2	THUMB SCREW ASSEMBLY WASHER ATTACHED WITH A RETAINING RING
1	1468-5570A3		1	CLAMP BRACKET ASSEMBLY (PORT) WASHER ATTACHED WITH A SCREW.
2	1467-5571A3		1	CLAMP BRACKET ASSEMBLY (STARBOARD) WASHER ATTACHED WITH A SCREW.
3	10-77190A3		2	THUMB SCREW ASSEMBLY WASHER ATTACHED WITH A SCREW.
4	12-73719		2	WASHER, THUMB SCREW WASHER ATTACHED WITH A SCREW.
4A	10-76804		2	SCREW, THUMB SCREW WASHER ATTACHED WITH A SCREW.
5	12-52864		2	WASHER, TILT TUBE UNITED STATES 4419186 AND BELOW AUSTRALIA 8039674 AND BELOW BELGIUM 9125664 AND BELOW CANADA 7080422 AND BELOW
6	45757		1	TILT TUBE UNITED STATES 4419186 AND BELOW AUSTRALIA 8039674 AND BELOW BELGIUM 9125664 AND BELOW CANADA 7080422 AND BELOW
5	12-71421		2	WASHER, TILT TUBE UNITED STATES 4419187 AND UP AUSTRALIA 8039675 AND UP BELGIUM 9125665 AND UP CANADA 7080423 AND UP
6	74250		1	TILT TUBE UNITED STATES 4419187 AND UP AUSTRALIA 8039675 AND UP BELGIUM 9125665 AND UP CANADA 7080423 AND UP
7	19-39333		2	PLUG, TILT TUBE UNITED STATES 4419187 AND UP AUSTRALIA 8039675 AND UP BELGIUM 9125665 AND UP CANADA 7080423 AND UP
8	54-30954		1	CLIP, SAFETY CHAIN - TILT TUBE (OPTIONAL)
9	11-56041		2	NUT, TILT TUBE FASTENING
10	16-59622		1	STUD, CLAMP BRACKET UNITED STATES 4419186 AND BELOW AUSTRALIA 8039674 AND BELOW BELGIUM 9125664 AND BELOW CANADA 7080422 AND BELOW

CONTINUED ON NEXT PAGE ➡

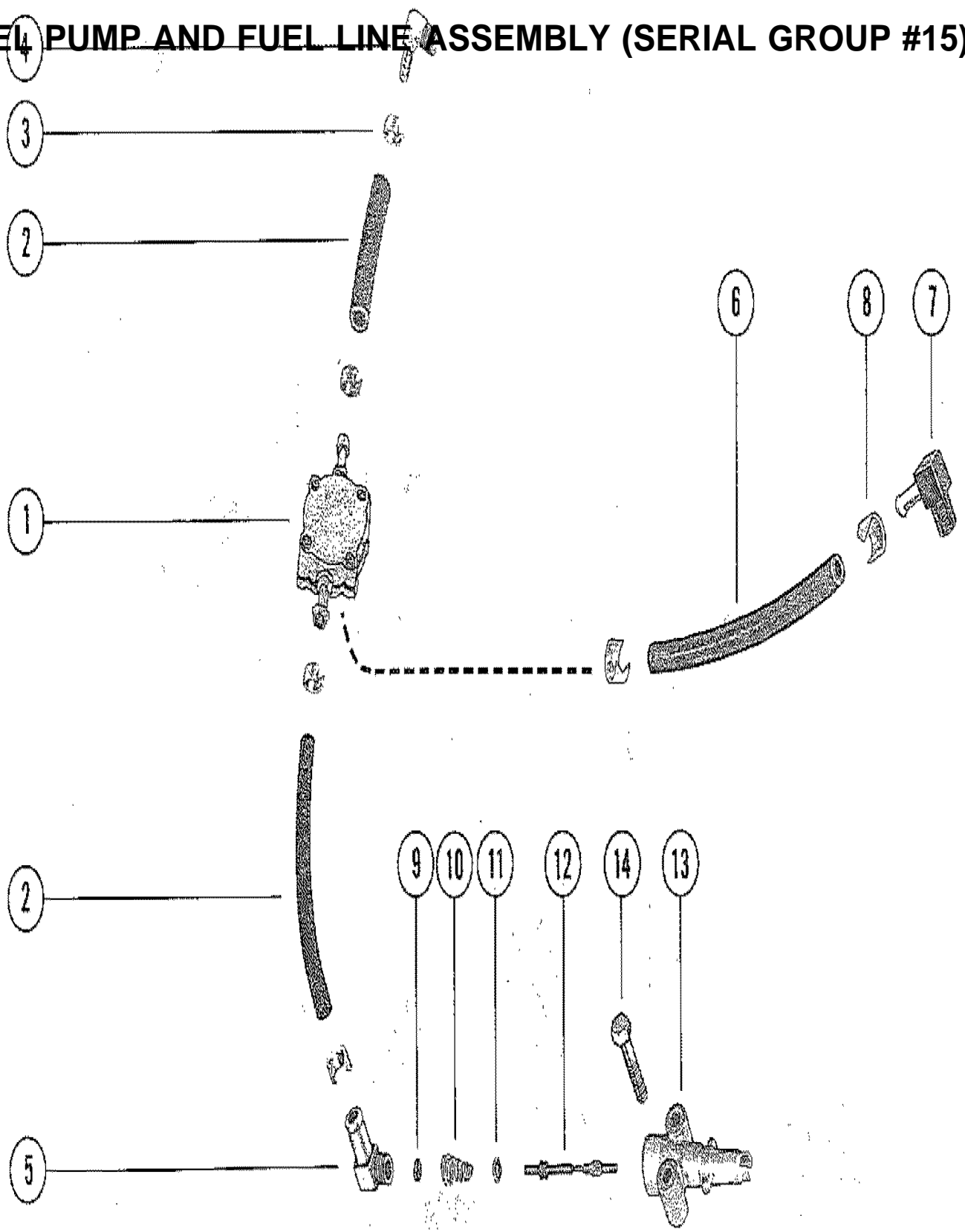
# CLAMP BRACKET ASSEMBLY



## CLAMP BRACKET ASSEMBLY

REF. NO.	PART NO.	SYM.	QTY.	DESCRIPTION
10	16-71417		1	STUD, CLAMP BRACKET UNITED STATES 4419187 AND UP AUSTRALIA 8039675 AND UP BELGIUM 9125665 AND UP CANADA 7080423 AND UP
11	71420		1	HANDLE, CARRYING UNITED STATES 4419187 AND UP AUSTRALIA 8039675 AND UP BELGIUM 9125665 AND UP CANADA 7080423 AND UP
12	13-26992		2	LOCKWASHER, CLAMP BRACKET STUD
13	11-29598		2	NUT, CLAMP BRACKET STUD
14	24-62143		1	SPRING, TILT LOCK PIN
15	17-55952A1		1	TILT LOCK PIN ASSEMBLY UNITED STATES 4419186 AND BELOW AUSTRALIA 8039674 AND BELOW BELGIUM 9125664 AND BELOW CANADA 7080422 AND BELOW
	17-71418A2		1	TILT LOCK PIN ASSEMBLY UNITED STATES 4419187 AND UP AUSTRALIA 8039675 AND UP BELGIUM 9125665 AND UP CANADA 7080423 AND UP
16	10-67982		2	BOLT, CLAMP BRACKET TO BOAT
17	12-67983		2	WASHER, CLAMP BRACKET SCREW
18	11-56374		2	NUT, CLAMP BRACKET SCREW

# FUEL PUMP AND FUEL LINE ASSEMBLY (SERIAL GROUP #15)



## FUEL PUMP AND FUEL LINE ASSEMBLY (SERIAL GROUP #15)

REF. NO.	PART NO.	SYM.	QTY.	DESCRIPTION
1	87905A2		1	FUEL PUMP ASSEMBLY
2	32-70432		2	FUEL LINE (3 1/4" AND 1 1/2")
3	54-20387		4	CLAMP, FUEL LINE
4	22-64704		1	FITTING, FUEL LINE TO CARBURETOR
5	22-63981		1	FITTING, FUEL LINE TO ADAPTOR
6	32-52742A1		1	HOSE ASSEMBLY <b>FUEL PUMP TO CYLINDER BLOCK (4 1/2")</b>
7	22-33373		1	ELBOW, HOSE TO CYLINDER BLOCK (90)
8	54-20387		2	CLAMP, FUEL HOSE TO ELBOWS
9	30188		1	CUP WASHER, ADAPTOR
10	24-23067		1	SPRING, ADAPTOR STEM
11	25-20415	●	1	"O" RING, ADAPTOR STEM
12	23069		1	STEM, CHECK UNIT ADAPTOR
13	22833		1	ADAPTOR, CHECK UNIT
14	10-37923		1	SCREW <b>CHECK UNIT ADAPTOR TO BOTTOM COWL (1 1/4")</b>
-	<b>27-46232A73</b>		<b>0</b>	<b>GASKET SET</b>

● = CONTENTS OF A-[27-46232A73] GASKET SET

# SERIAL GROUP CHART

## SERIAL GROUP CHART

### SERIAL GROUP #1

United States . . . . .4270054 and below  
 Australia . . . . .8032489 and below  
 Belgium . . . . .9099813 and below  
 Canada . . . . .7059232 and below

### SERIAL GROUP #2

United States . . . . .4270055 and up  
 Australia . . . . .8032490 and up  
 Belgium . . . . .9099814 and up  
 Canada . . . . .7059233 and up

### SERIAL GROUP #3

United States . . . . .4377556 and below  
 Australia . . . . .8037074 and below  
 Belgium . . . . .9110488 and below  
 Canada . . . . .7072372 and below

### SERIAL GROUP #4

United States . . . . .4377557 and up  
 Australia . . . . .8037075 and up  
 Belgium . . . . .9110489 and up  
 Canada . . . . .7072373 and up

### SERIAL GROUP #5

United States . . . . .4597261 and below  
 Australia . . . . .8044349 and below  
 Belgium . . . . .9139799 and below  
 Canada . . . . .7091997 and below

### SERIAL GROUP #6

United States . . . . .4597262 and up  
 Australia . . . . .8044350 and up  
 Belgium . . . . .9139800 and up  
 Canada . . . . .7091998 and up

### SERIAL GROUP #7

United States . . . . .4377557 thru 4597261  
 Australia . . . . .8037075 thru 8044349  
 Belgium . . . . .9110489 thru 9139799  
 Canada . . . . .7072373 thru 7091997

### SERIAL GROUP #8

United States . . . . .4419186 and below  
 Australia . . . . .8039674 and below  
 Belgium . . . . .9125664 and below  
 Canada . . . . .7080422 and below

### SERIAL GROUP #9

United States . . . . .4419187 and up  
 Australia . . . . .8039675 and up  
 Belgium . . . . .9125665 and up  
 Canada . . . . .7080423 and up

### SERIAL GROUP #10

United States . . . . .4869517 and below  
 Australia . . . . .8052879 and below  
 Belgium . . . . .9186200 and below  
 Canada . . . . .7112922 and below

### SERIAL GROUP #11

United States . . . . .4869518 and up  
 Australia . . . . .8052880 and up  
 Belgium . . . . .9186201 and up  
 Canada . . . . .7112923 and up

### SERIAL GROUP #12

United States . . . . .4597262 thru 4869517  
 Australia . . . . .8044350 thru 8052879  
 Belgium . . . . .9139800 thru 9186200  
 Canada . . . . .7091998 thru 7112922

### SERIAL GROUP #13

United States . . . . .4419187 thru 4869517  
 Australia . . . . .8039675 thru 8052879  
 Belgium . . . . .9125665 thru 9186200  
 Canada . . . . .7080423 thru 7112922

### SERIAL GROUP #14

United States . . . . .5270783 and below  
 Australia . . . . .8059344 and below  
 Belgium . . . . .9221755 and below  
 Canada . . . . .7128837 and below

### SERIAL GROUP #15

United States . . . . .5270784 and up  
 Australia . . . . .8059345 and up  
 Belgium . . . . .9221756 and up  
 Canada . . . . .7128838 and up

### SERIAL GROUP #16

United States . . . . .4869518 thru 5270783  
 Australia . . . . .8052880 thru 8059344  
 Belgium . . . . .9186201 thru 9221755  
 Canada . . . . .7112923 thru 7128837

### SERIAL GROUP #17

United States . . . . .4597262 thru 5270783  
 Australia . . . . .8044350 thru 8059344  
 Belgium . . . . .9139800 thru 9221755  
 Canada . . . . .7091998 thru 7128837

### SERIAL GROUP #18

United States . . . . .4377557 thru 5270783  
 Australia . . . . .8037075 thru 8059344  
 Belgium . . . . .9110489 thru 9221755  
 Canada . . . . .7072373 thru 7128837

### SERIAL GROUP #19

United States . . . . .5397702 and up  
 Belgium . . . . .9244406 and up  
 Canada . . . . .7137938 and up

### SERIAL GROUP #20

United States . . . . .5397701 and below  
 Australia . . . . .8059594 and below  
 Belgium . . . . .9244405 and below  
 Canada . . . . .7137937 and below

### SERIAL GROUP #21

United States . . . . .5270784 thru 5397701  
 Australia . . . . .8059345 thru 8059594  
 Belgium . . . . .9221756 thru 9244405  
 Canada . . . . .7128838 thru 7137937

# SERIAL GROUP CHART

THIS PAGE INTENTIONALLY LEFT BLANK

# PARTS INDEX

Part Number	Description	Pg.	Ref. No.	Part Number	Description	Pg.	Ref. No.
20155	RETAINER, STARTER			55860	PULLEY, STARTER CABLE	3	28
	SPRING	3	14	55936	COVER, EXHAUST RELIEF	33	18
20203	DISC	41	20	56316A4	CABLE ASSEMBLY	9	26
22833	ADAPTOR, CHECK UNIT	17	20	56318A11	LEAD ASSEMBLY	9	24
22833	ADAPTOR, CHECK UNIT	59	13	56520	CAM, THROTTLE	9	20
23069	STEM, CHECK UNIT			56712	NOZZLE, TELL TALE	33	12
	ADAPTOR	17	19	56757A5	JUMPER WIRE ASS'Y	9	23
23069	STEM, CHECK UNIT			58981	CAM, SHAFT	49	44
	ADAPTOR	59	12	59000	THROTTLE LEVER	15	1
26179	RETAINER, SHEAVE SHAFT			60850	ARM, STEERING HANDLE	31	7
	TO STARTER SHEAVE	3	23	60850A6	STEERING HANDLE		
28748	RETAINER, STARTER				ASSEMBLY, COMPLETE	31	-
	CABLE	5	33	60854	GRIP, HANDLE - THROTTLE	31	1
29359	LUBRICAP, GREASE			60857A2	UNIVERSAL JOINT		
	FITTING - SWIVEL				ASSEMBLY	31	13
	BRACKET	39	2	60885	HOUSING, HORIZONTAL		
30188	CUP WASHER, ADAPTOR	59	9		GEAR	21	2
30188	CUP WASSHER, ADAPTOR	17	16	60920	LINK, THROTTLE LEVER TO		
30537	COVER, GEAR HOUSING	51	64		STATOR PLATE	21	10
30595	PLATE, RETAINER -			61007	RETAINER, ROD - REVERSE		
	STARTER PAWL	3	26		LOCK	39	9
30596	PAWL, STARTER	3	19	61541	COVER, FUEL PUMP	17	7
30782	HANDLE, STARTER CABLE	5	34	62099	BRACKET, THROTTLE		
31334	FOLLOWER, CAM	49	45		CONTROL LEVER	21	6
35558	SHAFT, SHEAVE	3	27	62251	CAP, HANDLE THROTTLE	31	2
35658	COVER, TRANSFER COVER	25	31	63170	COVER, TRIM - TOP COWL	3	5
36187A1	LEVER ASSEMBLY,			63310A1	LEVER ASSEMBLY, TILT		
	CLAMPING - PORT	33	2		STOP	41	24
36188A1	LEVER ASSEMBLY,			63317A3	BEARING CARRIER		
	CLAMPING - STARBOARD	33	3		ASSEMBLY	51	60
38938	BOOT, CABLE	9	27	63551	ROD, REVERSE LOCK TO		
38938	BOOT, LEAD ASSEMBLY	9	25		SWIVEL BRACKET	39	6
39257	BRACKET, PORT - TOP			63553	LEVER, CONTROL - TROLL		
	COWL FASTENING	3	11		BRACKET	39	14
39258	BRACKET, STARBOARD -			63554	GUIDE, SPRING	39	12
	TOP COWL FASTENING	3	11	63555	SHIFT SHAFT, UPPER	19	14
39537	STRIP, SOUND SEAL -			63559	BRACKET, TROLL	39	10
	FORWARD	3	3	63628	LEVER, REVERSE LOCK	39	8
39538	STRIP, SOUND SEAL - REAR	3	2	63647	PLATE, CLAMP - CO-PILOT	41	21
39601	PLATE, DETENT SPRING	19	12	63854A1	GEAR AND SHAFT ASS'Y,		
45757	TILT TUBE	55	6		THROTTLE CONTROL	21	5
46171	COVER, EXHAUST			64004	CO-PILOT DISC	39	17
	MANIFOLD	25	44	64076	BUMPER, THRUST -		
46234	PLATE, BAFFLE - EXHAUST				SADDLE	35	6
	MANIFOLD	25	42	64601	COVER, VENT - COP COWL	3	9
46895	PLATE, FACE - WATER			65216	CAM, REVERSE LOCK	37	21
	PUMP HOUSING TO			66018	MOUNT, RUBBER - TOP		
	COVER	45	35		COWL	3	4
46896A1	WATER PUMP COVER			66019	MOUNT, RUBBER - COVER		
	ASSEMBLY	45	36		TO TOP COWL	25	35
48003	PIVOT, STEERING HANDLE			66355	COVER, IGNITION COIL	7	11
	TO BRACKET	31	10	66376	HANDLE, SHIFT CONTROL	19	1
53187	LEVER, CHOKE	15	7	66378	SHAFT, SHIFT - CONTROL		
53189	KNOB, CHOKE	15	9		HANDLE	19	2
53238A3	FUEL PUMP ASSEMBLY			66393	SHAFT, THROTTLE	31	3
	(SEE NOTE)	17	1	66394A1	HANDLE ASSEMBLY,		
53241	BASE, FUEL PUMP	17	6		THROTTLE SHAFT	31	4
53245A1	DIAPHRAGM KIT, FUEL			66414	CAM, DETENT - SHIFT		
	PUMP	17	3		SHAFT	19	4



# PARTS INDEX

Part Number	Description	Pg.	Ref. No.	Part Number	Description	Pg.	Ref. No.
66606	THRUST HUB (USED WITH NYLON PROP ONLY) . . . .	53	--	10-23178	SCREW, PLUG - MAIN NOZZLE . . . . .	11	30
68768A2	BRACKET, STEERING ARM	31	16	10-24624	SCREW, CRANKCASE TO CYLINDER BLOCK (1 3/4")	23	11
69157A3	THUMB SCREW ASSEMBLY	55	3	10-25764	SCREW, PLATE AND PRING TO CRANKCASE (1/2") . .	19	13
70726	REED BLOCK . . . . .	23	14	10-25822	SCREW, STRAINER COVER	11	18
70977	INSERT, WATER PUMP HOUSING . . . . .	45	32	10-28063	SCREW, THROTTLE CAM TO CONTACT HOUSING . . . .	9	21
71057	LINK ROD, REVERSE LOCK	37	18	10-28405	SCREW, PLUG - MAIN FUEL JET CHANNEL . . . . .	13	34
71419	ROD, REVERSE LOCK TO SWIVEL BRACKET . . . . .	39	6	10-28430	SCREW, REED AND RETAINER TO BLOCK (1/4") . . . . .	23	17
71420	HANDLE, CARRYING . . . . .	57	11	10-28634	SCREW, BOTTOM COWL FLUSHING HOLE . . . . .	33	10
71479	SLEEVE, THRUST - REVERSE GEAR . . . . .	51	56	10-28634	SCREW, GREASE FILLER HOLE . . . . .	45	10
71490	COVER, UPPER AND LOWER MOUNT . . . . .	35	10	10-28642	SCREW . . . . .	43	8
71658A1	SHAFT ASSEMBLY, SHIFT( LONG SHAFT) . . . . .	45	13	10-28653	SCREW, GREASE VENT HOLE . . . . .	45	12
71659A1	SHAFT ASSEMBLY, SHIFT( SHORT SHAFT) . . . . .	45	13	10-28789	SCREW, PULLEY TO TOP COWL (3/4") . . . . .	3	31
71660	SHIFT SHAFT, UPPER . . . . .	19	14	10-28845	SCREW, PLUG - BODY CHANNEL . . . . .	11	28
72007	RETAINER, REVERSE LOCK CAM . . . . .	37	22	10-30376	SCREW, PINION GEAR TO DRIVE SHAFT (3/4") . . . . .	45	21
72671	COVER, GEAR HOUSING . .	51	64	10-30679	SCREW, BRACKET TO SADDLE (2 1/2") . . . . .	31	19
72673A1	BEARING CARRIER ASSEMBLY . . . . .	51	60	10-30679	SCREW, CO-PILOT DISC TO SADDLE (2 1/4") . . . . .	41	18
72794	STOP, REVERSE LOCK . . . .	41	29	10-31206	SCREW, EXHUAST RELIEF COVER TO BOTTOM COWL (7/16") . . . . .	33	19
72845A1	PLATE ASSEMBLY, CLAMP - CO-PILOT . . . . .	41	21	10-31294	SCREW, CRANKCASE TO CYLINDER BLOCK (1") . .	23	12
74159A3	THUMB SCREW ASSEMBLY	55	3	10-32627	SCREW, FUEL PUMP TO BASE (1 1/2") . . . . .	17	8
74250	TILT TUBE . . . . .	55	6	10-34696	SCREW . . . . .	21	11
77334	CO-PILOT DISC . . . . .	41	17	10-35400	SCREW, HOLD DOWN PLATE TO STATOR (7/16")	9	15
77753	MOUNT, UPPER (SEE NOTE BELOW) . . . . .	35	8	10-35519	SCREW, TELLL TALE NOZZLE TO BOTTOM COWL . . . . .	33	13
77754	MOUNT, OWER . . . . .	35	7	10-35519	SCREW, VENT SCREEN TO TOP COWL (3/8") . . . . .	3	10
77997A1	RETAINER ASSEMBLY, STARTER CABLE . . . . .	5	33	10-36046	SCREW, MODULE- COIL LEAD (1/4") . . . . .	9	5
77998	HANDLE, STARTER CABLE . .	5	34	10-36154	SCREW, CLAMP PLATE ADJUSTING 1 . . . . .	41	22
79092	SHUTTER AND SCREEN, CHOKE - CARBURETOR . .	15	3	10-36205	SCREW . . . . .	25	28
79470A1	HANDLE AND RETAINER ASSEMBLY . . . . .	5	33&34	10-36398	SCREW, SWIVEL BRACKET (1/4") . . . . .	41	28
79502A1	LEVER ASSEMBLY, TILT STOP . . . . .	41	24	10-37923	SCREW . . . . .	17	21
79744	LEVER, CONTROL - BRACKET . . . . .	39	14	10-37923	SCREW . . . . .	59	14
79896A1	MOUNT ASSEMBLY, LOWER COVER, UPPER AND LOWER MOUNT . . . . .	35	7	10-39002	SCREW, UPPER BEARING HOUSING (#12-24 X 1/2) .	25	30
79952A1	CARRIER ASSEMBLY . . . . .	29	4	10-39149	SCREW, SHIFT SHAFT BUSHING RETAINER (1/2")	45	18
79985A1	MOUNT ASSEMBLY, UPPER (SEE NOTE BELOW) . . . .	35	8	10-39154	SCREW, CONNECTING ROD	29	7
86665	GUIDE COLLAR, PROPELLER . . . . .	51	65				
87905A2	FUEL PUMP ASSEMBLY . . .	59	1				
10-20597	SCREW, THROTTLE LEVER TO CARBURETOR (3/8") . .	15	2				
10-20720	SCREW . . . . .	25	33				
10-20847	SCREW, THROTTLE STOP LEVER . . . . .	11	19				

# PARTS INDEX

Part Number	Description	Pg.	Ref. No.	Part Number	Description	Pg.	Ref. No.
10-39514	SCREW, BRACKET TO TOP COWL (1 1/8")	3	12	11-27164	NUT, COIL COVER SCREW	7	13
10-47910	SCREW	21	3	11-28656	NUT, THROTTLE LINK SCREW	21	14
10-48408	SCREW	35	11	11-29598	NUT, CLAMP BRACKET STUD	57	13
10-49668	SCREW, PALTE/MANIFOLD COVER TO BLOCK (3/4")	27	45	11-34863	NUT	35	4
10-52195	SCREW, FLOAT BOWL COVER (SHORT)	11	10	11-35814	NUT	35	3
10-52196	SCREW, FLOAT BOWL COVER (LONG)	11	11	11-35888	NUT, TILT STOP LEVER SCREW	41	27
10-55298	SCREW, SPRING TO CARBURETOR	15	6	11-35888	NUT, WATER PUMP HOUSING STUD	47	40
10-56027	SCREW, THROTTLE LINK TO STATOR PLATE (7/8")	21	15	11-39305	NUT, SHIFT CONTROL HANDLE TO SHAFT	19	7
10-56266	SCREW, MAKER TO STATOR HOUSING (3/8")	9	19	11-45076	NUT, IGNITION COIL TERMINAL	7	10
10-59800	SCREW, MODULE TO STATOR (9/16")	9	4	11-45076	NUT, MODULE - IGNITION COIL LEAD TERMINALS	9	7
10-60491	SCREW, COVER TO MODULE (5/8")	9	2	11-46887	NUT	35	14
10-61530	SCREW	7	12	11-46887	NUT, BRACKET SCREW	31	20
10-62233	SCREW	31	17	11-46887	NUT, CO-PILOT DISC FASTENING SCREW	41	19
10-62269	SCREW, CONDENSER ATTACHING (7/16")	9	12	11-46887	NUT, CRANKCASE FASTENING SCREW	23	13
10-62506	SCREW, CLAMP PLATE ADJUSING	41	22	11-46887	NUT, CYLINDER BLOCK COVER MOUNTING SCREW	25	40
10-63311	SCREW, TILT STOP LEVER	41	25	11-56041	NUT, TILT TUBE FASTENING	55	9
10-64074	SCREW, HANDLE TO ARM BRACKET (5/8")	31	12	11-56325	NUT, CABLE INSULATOR	9	29
10-64652	SCREW, TRIM COVER TO TOP COWL	3	6	11-56374	NUT, CLAMP BRACKET SCREW	57	18
10-65414	SCREW	37	19	11-64075	NUT, PROPELLER	53	69
10-67982	BOLT, CLAMP BRACKET TO BOAT	57	16	11-69844	NUT, STOP SWITCH	33	22
10-69086	SCREW	25	39	12-20128	WASHER, FUEL PUMP SCREWS	17	9
10-71056	SCREW, REVERSE STOP TO SWIVEL BRACKET	41	30	12-20214	WASHER, THUMB SCREW	55	4
10-73280	SCREW, CRANKCASE TO CYLINDER BLOCK (1 1/2")	23	11	12-20260	WASHER, BOTTOM COWL FLUSHING HOLE SCREW	33	11
10-76621	SCREW, CRANKCASE TO CYLINDER BLOCK (1")	23	12	12-20260	WASHER, GREASE FILLER HOLE SCREW	43	9
10-76630	SCREW, CYLINDER BLOCK COVER TO CYLINDER BLOCK (1")	25	39	12-20262	WASHER, GREASE VENT HOLE SCREW	45	11
10-76804	SCREW, THUMB SCREW	55	4A	12-20533	WASHER	45	39
10-77190A3	THUMB SCREW ASSEMBLY	55	3	12-20583	WASHER, CARBURETOR MOUNTING STUD	13	38
10-78038	SCREW, BRACKET TO SADDLE (1 3/4")	31	19	12-22887	WASHER, PULLEY FASTENING SCREW	3	30
10-78038	SCREW, CO-PILOT DISC TO SADDLE (1 3/4")	41	18	12-29245	WASER, SHIFT CONTROL HANDLE TO SHAFT	19	6
11-20061	NUT, CONNECTING ROD SCREW	29	9	12-29245	WASHER, SHIFT CONTROL HANDLE	19	9
11-20166	NUT, SHEAVE SHAFT (LEFT HAND THREAD)	3	8	12-30528	WASHER, GEAR HOUSING COVER	51	63
11-20361	NUT	19	10	12-30531	WASHER, THRUST - REVERSE GEAR	51	56
11-20645	NUT, LOCK - THROTTLE ADJUSITNG SCREWS	21	8	12-34392	WASHER, THROTTLE LINK SCREW	21	12
11-20696	NUT, FLYWHEEL	7	5	12-35462	WASHER, CLAMP PLATE ADJUSITNG SCREW	41	23
11-24652	NUT	35	14	12-35559	WASHER, SHEAVE SHAFT RETAINER	3	24

# PARTS INDEX

Part Number	Description	Pg.	Ref. No.	Part Number	Description	Pg.	Ref. No.
12-36245	WASHER, FLYWHEEL NUT	7	4	16-58136	STUD	43	3
12-37998	WASHER, THROTTLE CAM ATTACHING SCREW	9	22	16-58138	STUD	43	2
12-39143	WASHER, BRACKET SCREW (1/16")	3	13	16-59622	STUD, CLAMP BRACKET	55	10
12-52864	WASHER, TILT TUBE	55	5	16-66021	STUD, CYL. BLOCK, CRANKCASE AND CARBURETOR	23	2
12-62252	WASHER, THROTTLE HANDLE TO STEERING ARM	31	6	16-66373	STUD, DRIVE SHAFT HOUSING TO GEAR HOUSING	35	2
12-65967	WASHER, NEEDLE BEARING RETAINING	29	10	16-71417	STUD, CLAMP BRACKET	57	10
12-67983	WASHER, CLAMP BRACKET SCREW	57	17	17-20032	PIN, DOWEL - LOCATING	43	5
12-71055	WASHER, REVERSE STOP SCREW	41	32	17-22896	PIN, RETAINER - STARTER CABLE	3	18
12-71421	WASHER, TILT TUBE	55	5	17-25319	ROLL PIN, SPRING GUIDE	39	13
12-73719	WASHER, THUMB SCREW	55	4	17-25905	PIN, DETENT CAM TO SHIFT SHAFT	19	8
12-79552	WASHER, PROPELLER SHAFT	53	68	17-27088	PIN, BALL GEAR TO THROTTLE SHAFT	31	9
12-79960	SEAL, BELT	29	5	17-27088	PIN, ROLL - LEVER TO VERTICAL SHAFT	21	9
13-20160	WASHER, WAVE - RETAINER TENSION	3	25	17-30535	PIN, CROSS - RATCHET TO PROPELLER SHAFT	51	53
13-20202	LOCKWASHER, RUBBER MOUNT 2	25	36	17-46152	PIN, THROTTLE HADNLE	31	5
13-26992	LOCKWASHER, CLAMP BRACKET STUD	57	12	17-46912	PIN, DOWL - CRANKCASE TO CYLINDER BLOCK	23	4
13-26992	LOCKWASHER, REVERSE STOP SCREW	41	31	17-55952A1	TILT LOCK PIN ASSEMBLY	57	15
13-26995	LOCKWASHER, FLOAT BOWL COVER SCREW	11	12	17-58997	PIN, ROLL - CLAMPING LEVER	33	9
13-26996	LOCKWASHER, IGNITION COIL TERMINAL	7	9	17-71418A2	TILT LOCK PIN ASSEMBLY	57	15
13-26996	LOCKWASHER, MODULE	9	6	17-77564	PIN, BALL GEAR TO UNIVERSAL JOINT	31	15
13-29720	WASHER, WAVE - THROTTLE LINK SCREW	21	13	18-45582	COTTER PIN, REVERSE LOCK LEVER TO ROD	39	7
13-31030	WASHER, WAVE - LEVER ANCHOR SCREW	41	26	19-39333	PLUG, TILT TUBE	55	7
13-35629	WASHER, WAVE - CAM TENSION	7	6	21-30430A2	CHECK VALVE ASSEMBLY	17	2
13-36206	WASHER, WAVE - STARTER PAWL	3	20	21-77561	FITTING ASSEMBLY, BLEED DRAIN	23	5
13-63631	WASHER, WAVE - TROLL BRACKET LEVER	39	15	22-25885	ELBOW (90 - 1/8" MALE (TEL TALE)	23	10
13-69845	LOCKWASHER, STOP SWITCH	33	21	22-25885	ELBOW, TELL TALE - HOSE TO CYLINDER BLOCK	33	15
14-20165	TAB WASHER, SHEAVE SHAFT NUT	3	7	22-31345	FITTING, GREASE - SWIVEL BRACKET	39	3
14-30377	TAB WASHER, PINION GEAR SCREW	45	20	22-33373	ELBOW, HOSE TO CYLINDER BLOCK (90 DEG.)	17	13
15-30522A1	SHIM ASSEMBLY	51	47	22-33373	ELBOW, HOSE TO CYLINDER BLOCK (90)	59	7
15-30527A1	SHIM ASSEMBLY	45	23	22-39079	ELBOW, FUEL PUMP TO CARBURETOR	17	11
15-30527A1	SHIM ASSEMBLY	45	26	22-61544	ELBOW, HOSE TO FUEL PUMP (45 DEG.)	17	10
15-30532A1	SHIM ASSEMBLY	51	58	22-63981	FITTING, FUEL LINE TO ADAPTOR	59	5
15-31412A1	SHIM ASSEMBLY	23	21	22-64704	FITTING, FUEL LINE TO CARBURETOR	59	4
15-33910015	SHIM, STATOR PLATE TO UPPER END CAP	9	16	22-74036	FITTING, GREASE - SWIVEL BRACKET	39	3
15-48002015	SHIM, HANDLE PIVOT TO BRACKET (.015)	31	11	22-78916	ELBOW, BLEED DRAIN	23	9
15-64653A1	SHIM, PINION GEAR TO BOTTOM COWL	21	4				

# PARTS INDEX

Part Number	Description	Pg.	Ref. No.	Part Number	Description	Pg.	Ref. No.
23-26841	BUSHING, NYLON - REVERSE LOCK LEVER ROD . . . . .	39	5	25-30526	RING, RUBBER - CENTRIFUGAL SLINGER .	47	41
23-28912	BUSHING, SPRING GUIDE .	3	16	25-30529	"O" RING, BEARING CARRIER . . . . .	51	59
23-28919	BUSHING, NYLON - SHEAVE SHAFT SPACER . . . . .	3	21	25-36284	"O" RING, FLYWHEEL NUT .	7	3
23-30676A1	BUSHING ASSEMBLY, SHIFT SHAFT . . . . .	45	15	25-85148	"O" RING, DRIVE SHAFT . . .	47	43A
23-30677	BUSHING, NYLON - SHIF CONTROL SHAFT . . . . .	19	15	26-30696	OIL SEAL, SHIFT SHAFT BUSHING . . . . .	45	17
23-30977	SPACER, CABLE PULLEY . .	3	29	26-30900	OIL SEAL, WATER PUMP HOUSING . . . . .	45	29
23-31293	BUSHING, RUBBER - CLAMPING LEVER . . . . .	33	8	26-30913	OIL SEAL, WATER PUMP COVER . . . . .	45	38
23-31792	SLEEVE, GUIDE - INLET TUBE . . . . .	47	43	26-31411	OIL SEAL, UPPER BEARING HOUSING . . . . .	25	25
23-61005	SPACER, SHEAVE SHAFT .	3	22	26-33613	SEAL, RUBBER - WATER INTAKE TUBE . . . . .	43	6
23-64028	BUSHING, SWIVEL BRACKET . . . . .	39	4	26-33613	SEAL, WATER INTAKE TUBE	45	30
23-65439	SPACER, SPLINED - PROPELLER NUT . . . . .	53	67	26-36556	SEAL, RUBBER - WATER OUTLET TUBE . . . . .	35	16
23-66375	BUSHING, NYLON - SHIFT CONTROL HANDLE . . . . .	19	3	26-36558	SEAL, WATER PUMP COVER	45	37
23-86214	BEARING, NYLON - OUTLET TUBE SEAL . . . . .	35	17	26-56397	OIL SEAL, CRANKCASE (LOWER) . . . . .	23	20
23-86214	BEARING, NYLON - WATER PUMP COVER . . . . .	45	--	26-66022	OIL SEAL, BEARING CARRIER . . . . .	51	62
23-86215	BEARING, NYLON - INTAKE TUBE SEAL . . . . .	43	-	26-66301	OIL SEAL, UPPER BEARING HOUSING . . . . .	25	25
24-23067	SPRING, ADAPTOR STEM .	17	17	26-72793	SEAL, CARRIER . . . . .	29	3
24-23067	SPRING, ADAPTOR STEM .	59	10	26-77066A1	SEAL KIT . . . . .	47	-
24-29340A1	SPRING ASSEMBLY, STARTER REWING . . . . .	3	15	27-35657	GASKET, TRANSFER PORT COVER . . . . .	25	32
24-31333	SPRING, COMPRESSION - CAM FOLLOWER . . . . .	49	46	27-35739	GASKET, REED BLOCK TO CRANKCASE . . . . .	23	18
24-34731	SPRING, HOLD DOWN RING CLAMP . . . . .	25	29	27-45748	GASKET, POWERHEAD TO BOTTOM COWL . . . . .	33	16
24-39627	SPRING, DETENT - CRANKCASE . . . . .	19	11	27-46232A73	GASKET SET . . . . .	7	-
24-53190	SPRING, TENSION - CHOKE KNOB . . . . .	15	8	27-46232A73	GASKET SET . . . . .	13	-
24-53193	SPRING, CHOKE SHUTTER TO LEVER . . . . .	15	4	27-46232A73	GASKET SET . . . . .	17	-
24-55299A1	SPRING ASSEMBLY, CARBURETOR . . . . .	15	5	27-46232A73	GASKET SET . . . . .	27	-
24-62143	SPRING, TILT LOCK PIN . . .	57	14	27-46232A73	GASKET SET . . . . .	29	-
24-63399	SPRING, GROUND STRAP .	33	6	27-46232A73	GASKET SET . . . . .	33	-
24-63630	SPRING, EXTENSION - TROLL BRACKET . . . . .	39	11	27-46232A73	GASKET SET . . . . .	37	-
24-72847	SPRING, DETENT - STEERING HANDLE . . . . .	31	18	27-46232A73	GASKET SET . . . . .	47	-
24-76298	SPRING, COMPRESSION - CAM FOLLOWER . . . . .	51	46	27-55847	GASKET SET . . . . .	53	-
25-20415	"O" RING, ADAPTOR STEM .	17	18	27-59079	GASKET SET . . . . .	59	-
25-20415	"O" RING, ADAPTOR STEM .	59	11	27-59079	GASKET SET-SERIAL GROUP #20 . . . . .	1	-
25-20863	"O" RING, UPPER BEARING HOUSING . . . . .	25	26	27-63309	GASKET . . . . .	33	17
25-26802	"O" RING, SHIFT SHAFT BUSHING . . . . .	45	16	27-78139	GASKET, BOTTOM COWL TO DRIVE SHFT HOUSING	35	13
25-29439	"O" RING, WATER PUMP HOUSING . . . . .	45	28	27-78139	GASKET, CARBURETOR TO REED BLOCK . . . . .	13	37
				27-78139	GASKET . . . . .	25	43
				27-78139A79	GASKET, CYLINDER BLOCK TO BAFFLE PLATE . . . . .	25	41
				27-78139A79	GASKET SET . . . . .	29	-
				27-78139A79	GASKET SET . . . . .	47	-
				27-78140	GASKET SET- SERIAL GROUP #19 . . . . .	1	-
					GASKET, COVER TO CYLINDER BLOCK . . . . .	25	38

# PARTS INDEX

Part Number	Description	Pg.	Ref. No.	Part Number	Description	Pg.	Ref. No.
28-20094	KEY, FLYWHEEL DRIVE . . .	7	2	43-60852	GEAR, BALL THROTTLE		
28-56655	KEY, IMPELLER DRIVE . . . .	45	33		SHAFT . . . . .	31	8
29-26815	BEARING, NEEDLE -			43-60856	GEAR, HORIZONTAL -		
	CRANKPIN . . . . .	29	8		THROTTLE CONTROL . . .	21	1
29-31505	BEARING, NEEDLE - PISTON			43-63316	REVERSE GEAR ASSEMBLY	51	55
	PIN . . . . .	29	11	43-66377	GEAR, HORIZONTAL - SHIFT		
30-20861	BEARING, BALL -				CONTROL HANDLE . . . . .	19	5
	CRANKCASE (LOWER) . .	23	19	43-86686	GEAR, SECTOR - SHIFT		
30-20861	BEARING, BALL - UPPER				SHAFT . . . . .	19	16
	BEARING HOUSING . . . .	25	23	44-65440A2	SHAFT ASSEMBLY,		
30-21889	BEARING, BALL - FORWARD				PROPELLER . . . . .	51	54
	GEAR . . . . .	51	48	44-75667A2	SHAFT ASSEMBLY,		
30-21889	BEARING, BALL - REVERSE				PROPELLER . . . . .	51	54
	GEAR . . . . .	51	57	45-75033	DRIVE SHAFT(LONG SHAFT)	45	22
30-70944	BEARING, BALL - DRIVE			45-75034	DRIVE SHAFT(SHORT		
	SHAFT . . . . .	45	24		SHAFT) . . . . .	45	22
31-22458	BEARING, ROLLER -			45-79824	DRIVE SHAFT(SHORT		
	BEARING CARRIER . . . . .	51	61		SHAFT) . . . . .	45	22
31-22458	BEARING, ROLLER -			45-79825	DRIVE SHAFT(LONG SHAFT)	45	22
	FORWARD GEAR . . . . .	51	50	46-70941A1	WATER PUMP HOUSING		
31-22756	BEARING, ROLLER - DRIVE				ASSEMBLY . . . . .	45	27
	SHAFT . . . . .	43	4	46-70941A3	WATER PUMP KIT . . . . .	47	-
31-31410	BEARING, ROLLER - UPPER			47-65957	IMPELLER, WATER PUMP .	45	34
	BEARING HOUSING . . . .	25	24	48-63494A1	PROPELLER ASSEMBLY . . .	53	66
32-31940	TUBE, WATER OUTLET			48-65010A1	PROPELLER ASSEMBLY . . .	53	66
	(SHORT SHAFT) . . . . .	35	15	48-77716A1	PROPELLER ASSEMBLY . . .	51	66
32-32077	TUBE, WATER OUTLET			50-61575A1	STARTER CABLE		
	(LONG SHAFT) . . . . .	35	15		ASSEMBLY . . . . .	3	32
32-34293	TUBE, WATER INTAKE . . . .	45	31	50-74346A1	STARTER SHEAVE		
32-34395A1	TUBE, TELL TALE (7 1/4") . .	33	14		ASSEMBLY . . . . .	3	17
32-52742A1	HOSE ASSEMBLY . . . . .	17	12	52-63314	RATCHET, SLIDING CLUTCH	51	51
32-52742A1	HOSE ASSEMBLY . . . . .	59	6	53-22899	RING, RETAINING - SHIFT		
32-54936	HOSE, BLEED DRAIN (7 1/2")	23	7		SHAFT . . . . .	45	14
32-61642	FUEL LINE, INLET -			53-26406	RING, RETAINING - UPPER		
	ADAPTOR TO FUEL PUMP	17	15		AND LOWER MOUNT . . .	35	9
32-70432	FUEL LINE (3 1/4" AND 1			53-30523	RING, RETAINING - BALL		
	1/2") . . . . .	59	2		BEARING . . . . .	45	25
33-58194	SPARK PLUG (AC#40FFK) .	7	17	53-32449	RING, RETIANING, CROSS		
34-22215	RETAINER, REED . . . . .	23	16		PIN . . . . .	51	52
34-35836	REED, INLET VALVE . . . . .	23	15	53-55891	FASTENER, CLAMPING		
35-33425	SCREEN, WATER INTAKE . .	43	7		LEVER . . . . .	33	4
37-70645A75	DECAL SET - SERIAL			54-20387	CLAMP, FUEL HOSE TO		
	GROUP #3 . . . . .	1	-		ELBOWS . . . . .	59	8
37-73919A76	DECAL SET - SERIAL			54-20387	CLAMP, FUEL LINE . . . . .	59	3
	GROUP #7 . . . . .	1	-	54-20387	CLAMP, FUEL PUMP HOSE		
37-76900A77	DECAL SET - SERIAL				TO ELBOWS . . . . .	17	14
	GROUP #12 . . . . .	1	-	54-30954	CLIP, SAFETY CHAIN - TILT		
37-78615A78	DECAL SET - SERIAL				TUBE (OPTIONAL) . . . . .	55	8
	GROUP #16 . . . . .	1	-	54-34598	CLAMP, HOLD DOWN RING	25	27
37-86414A79	DECAL SET - SERIAL			54-56223	CLAMP, BLEED HOSE		
	GROUP #15 . . . . .	1	-		ATTACHING . . . . .	23	8
39-21665A12	RING, PISTON . . . . .	29	14	54-59538	CLIP, COIL RETAINING . . . .	9	9
40-21666	LOCK RING, PISTON PIN . .	29	13	54-59539	CLIP, COIL RETAINING . . . .	9	10
43-48577	FORWARD GEAR			84-60871A7	GROUND STRAP ASSEMBLY	33	5
	ASSEMBLY . . . . .	51	49	84-63212A2	LEAD ASSEMBLY, HIGH		
43-48579	GEAR, PINION . . . . .	45	19		TENSION . . . . .	7	14
43-60653	GEAR, SECTOR - SHIFT			85-71006A1	PROTECTOR ASSEMBLY,		
	SHAFT . . . . .	19	16		SPARK PLUG . . . . .	7	16
43-60852	GEAR, BALL - UNIVERSAL			87-69508A2	STOP SWITCH ASSEMBLY .	33	20
	JOINT . . . . .	31	14	90-69972	MERC 4.5 PARTS LIST . . . .	1	-

# PARTS INDEX

Part Number	Description	Pg.	Ref. No.	Part Number	Description	Pg.	Ref. No.
187-5752	BOTTOM COWL	33	1	1399-3251	JET, MAIN FUEL (.034)	13	31
191-5231A41	TOP COWL ASSEMBLY			1399-3252	JET, MAIN FUEL (.032)	13	31
	STARTER CABLE	3	1	1399-3690	COVER, STRAINER (45 DEG.)	11	16A
191-6189A2	TOP COWL ASSEMBLY	3	1	1399-3739	SHUTTER, THROTTLE	11	25
236-4475A1	FLYWHEEL ASSEMBLY	7	1	1399-3740	SCREW, IDLE ADJUSTMENT	13	35
332-2854	NIPLE, IGNITION COIL	7	15	1399-3741	REPAIR PARTS KIT	13	--
336-3989	WICK, CAM WIPER -STATOR ASSEMBLY	9	17	1399-3938	SCREEN, FILTER	11	14
336-4318A3	MAKER ASSEMBLY, STATOR HOUSING	9	18	1399-97	LEVER, THROTTLE STOP	11	20
336-4458	PLATE, STATOR HOLD DOWN	9	14	1467-5571A1	CLAMP BRACKET ASSEMBLY (STARBOARD)	55	2
336-4460	INSULATOR, CABLE TO CONTACT HOUSING	9	28	1467-5571A2	CLAMP BRACKET ASSEMBLY (STARBOARD)	55	2
336-4463	CONDENSER ASSEMBLY	9	11	1467-5571A3	CLAMP BRACKET ASSEMBLY (STARBOARD)	55	2
336-4465	CAM, BREAKER	7	7	1468-5570A1	CLAMP BRACKET ASSEMBLY (PORT)	55	1
336-4470A1	COIL, HIGH SPEED	9	8	1468-5570A2	CLAMP BRACKET ASSEMBLY (PORT)	55	1
336-4476A1	STATOR ASSEMBLY	9	13	1468-5570A3	CLAMP BRACKET ASSEMBLY (PORT)	55	1
336-4516A2	IGNITION MODULE ASSEMBLY	9	3	1471-5822A1	SWIVEL BRACKET ASSEMBLY	39	1
336-4524A1	COVER ASSEMBLY	9	1	1471-5910A1	SWIVEL BRACKET ASSEMBLY	39	1
336-4528A2	COIL ASSEMBLY, IGNITION	7	8	1471-6578A1	SWIVEL BRACKET ASSEMBLY	39	1
427-3513	CRANKSHAFT	29	1	1471-7324A1	SWIVEL BRACKET ASSEMBLY	39	1
427-7334A2	CRANKSHAFT ASSEMBLY	29	1	1538-4937A2	DRIVE SHAFT HOUSING ASSEMBLY (SHORT SHAFT)	35	1
608-4246A1	CONNECTING ROD ASSEMBLY	29	6	1539-4927A1	SADDLE ASSEMBLY	35	5
608-7395A2	CONNECTING ROD ASSEMBLY	29	6	1539-6676A1	SADDLE ASSEMBLY	35	5
719-3374A2	PISTON AND PISTON PIN ASSEMBLY	29	12	1542-4938A2	DRIVE SHAFT HOUSING ASSEMBLY (LONG SHAFT)	35	1
843-5697A3	CYLINDER BLOCK AND CRANKCASE ASSEMBLY	23	1	1630-4921A1	GEAR HOUSING ASSEMBLY	43	1
843-6423A3	CYLINDER BLOCK AND CRANKCASE ASSEMBLY	23	1	1630-4921A1	GEAR HOUSING ASSEMBLY	49	1
843-7464A2	CYLINDER BLOCK AND CRANKCASE ASSEMBLY	23	1	1630-4921A24	GEAR HOUSING ASSEMBLY, COMPLETE	49	-
1016-5230A1	COVER ASSEMBLY, CYLINDER BLOCK	25	34	1630-4921A24	GEAR HOUSING ASSEMBLY, COMPLETE (SHORT SHAFT)	43	-
1016-7070A1	COVER ASSEMBLY, CYLINDER BLOCK	25	34	1630-4921A25	GEAR HOUSING ASSEMBLY, COMPLETE (LONG SHAFT)	43	-
1132-4471A1	BEARING HOUSING ASSEMBLY, UPPER	23	22	1630-5908A5	GEAR HOUSING ASSEMBLY	43	1
1132-6352A1	BEARING HOUSING ASSEMBLY, UPPER	25	22	1630-5908A5	GEAR HOUSING ASSEMBLY	49	1
1341-3711	CARBURETOR ASSEMBLY, COMPLETE	11	1	1630-5908A6	GEAR HOUSING ASSEMBLY, COMPLETE	49	-
1341-7552	CARBURETOR ASSEMBLY, COMPLETE	11	1	1630-5908A6	GEAR HOUSING ASSEMBLY, COMPLETE (SHORT SHAFT)	43	-
1399-110A1	FLOAT ASSEMBLY	11	2	1630-5908A7	GEAR HOUSING ASSEMBLY, COMPLETE	49	-
1399-1133	COVER, FLOAT BOWL	11	9	1630-5908A7	GEAR HOUSING ASSEMBLY, COMPLETE (LONG SHAFT)	43	-
1399-1135	COVER, STRAINER (90 DEG.)	11	16				
1399-1138	INLET NEEDLE, SEAT AND GASKET	11	6				
1399-1716	SHAFT, THROTTLE	11	21				
1399-1717	GASKET AND PACKING SET	13	--				
1399-1896	JET, MAIN FUEL (.041)	11	31				
1399-2407	JET, MAIN FUEL (.39)	11	31				
1399-3026	JET, MAIN FUEL (.036) - STANDARD	11	31	1630-7360A11	GEAR HOUSING ASSEMBLY	43	1

# PARTS INDEX

Part Number	Description	Pg.	Ref. No.	Part Number	Description	Pg.	Ref. No.
1630-7360A11	GEAR HOUSING ASSEMBLY	49	1				
1630-7360A12	GEAR HOUSING ASSEMBLY, COMPLETE . . . . .	49	-				
1630-7360A12	GEAR HOUSING ASSEMBLY, COMPLETE(SHORT SHAFT) . . . . .	43	-				
1630-7360A13	GEAR HOUSING ASSEMBLY, COMPLETE . . . . .	49	-				
1630-7360A13	GEAR HOUSING ASSEMBLY, COMPLETE(LONG SHAFT) 1 . . . . .	43	-				
1630-7360A25	GEAR HOUSING ASSEMBLY, COMPLETE . . . . .	49	-				
1630-7360A25	GEAR HOUSING ASSEMBLY, COMPLETE(SHORT SHAFT) . . . . .	43	-				
1630-7360A26	GEAR HOUSING ASSEMBLY, COMPLETE . . . . .	49	-				
1630-7360A26	GEAR HOUSING ASSEMBLY, COMPLETE(LONG SHAFT)	43	-				